

TRADING ADVICE AND SETTLEMENT STATEMENT



SAPIEN CAPITAL LIMITED CLIENT ACC

SAP0011D

5th September 2017

COB GLOBAL

Sapien Capital Limited
Suite A, 105 Piccadilly
London W1J 7NJ UK
+44 (0) 20 7340 9081
backoffice@sapiencap.com

AUTHORISED AND REGULATED BY THE
FINANCIAL CONDUCT AUTHORITY

USD US DOLLARS

Date	Description	Bought Price	Sold Price	Commission and Fees	Amount Posted
	<u>BUSINESS DONE TODAY</u>				
	LME Copper Grade A 25 tonnes. This is a LME registered client contract				
05SEP17	B 1 05DEC17 DMA EL	6953.00		5.05DR	
05SEP17	B 1 05DEC17 DMA EL	6956.00		5.05DR	
05SEP17	B 1 05DEC17 DMA EL	6957.00		5.05DR	
05SEP17	B 5 05DEC17 DMA EL	6958.00		25.25DR	
05SEP17	B 1 05DEC17 DMA EL	6960.00		5.05DR	
05SEP17	B 1 05DEC17 DMA EL	6952.00		5.05DR	
05SEP17	S 3 05DEC17 DMA EL		6847.00	15.15DR	
05SEP17	S 2 05DEC17 DMA EL		6860.50	10.10DR	
	CMX Copper 25,000 CMX				
05SEP17	B 5 DEC17 II	313.900		10.50DR	
05SEP17	B 6 DEC17 II	313.650		12.60DR	
05SEP17	B 5 DEC17 II	314.700		10.50DR	
05SEP17	B 6 DEC17 II	314.800		12.60DR	
05SEP17	S 2 DEC17 II		317.400	4.20DR	
05SEP17	S 4 DEC17 II		317.300	8.40DR	
05SEP17	S 10 DEC17 II		317.350	21.00DR	
05SEP17	S 1 DEC17 II		317.250	2.10DR	
05SEP17	S 1 DEC17 II		317.000	2.10DR	
05SEP17	S 2 DEC17 II		317.050	4.20DR	
05SEP17	S 2 DEC17 II		317.100	4.20DR	
05SEP17	B 7 DEC17 II	312.100		14.70DR	
05SEP17	B 4 DEC17 II	312.750		8.40DR	
	Commission				191.25DR
	<u>SETTLEMENTS</u>				
	CMX Copper 25,000 CMX				
05SEP17	5 DEC17	313.900	317.350		4,312.50CR
05SEP17	2 DEC17	313.650	317.400		1,875.00CR
05SEP17	4 DEC17	313.650	317.300		3,650.00CR
05SEP17	5 DEC17	314.700	317.350		3,312.50CR
05SEP17	1 DEC17	314.800	317.250		612.50CR
05SEP17	1 DEC17	314.800	317.000		550.00CR
05SEP17	2 DEC17	314.800	317.050		1,125.00CR
05SEP17	2 DEC17	314.800	317.100		1,150.00CR
05SEP17	3 DEC17	312.100	298.050		10,537.50DR
05SEP17	2 DEC17	312.100	298.100		7,000.00DR
05SEP17	2 DEC17	312.100	298.000		7,050.00DR
05SEP17	2 DEC17	312.750	298.000		7,375.00DR
05SEP17	2 DEC17	312.750	299.600		6,575.00DR
	<u>MATCH OUTS</u>				
	LME Copper Grade A 25 tonnes. This is a LME registered client contract				
05JUN17	2 05SEP17	5650.00	5663.00		650.00CR
05JUN17	1 05SEP17	5643.00	5665.00		550.00CR
05JUN17	1 05SEP17	5643.00	5665.00		550.00CR
05JUN17	1 05SEP17	5642.00	5665.00		575.00CR
20JUL17	1 05SEP17	5642.00	5944.75		7,568.75CR
20JUL17	1 05SEP17	5642.00	5944.75		7,568.75CR
20JUL17	2 05SEP17	5650.00	5944.75		14,737.50CR
20JUL17	1 05SEP17	5650.00	5944.75		7,368.75CR
	<u>TOTALS</u>				
	BROUGHT FORWARD BALANCE				161,581.70DR
	SETTLEMENTS				

TRADING ADVICE AND SETTLEMENT STATEMENT



SAPIEN CAPITAL LIMITED CLIENT ACC
.

SAP0011D
5th September 2017
COB GLOBAL

Sapien Capital Limited
Suite A, 105 Piccadilly
London W1J 7NJ UK
+44 (0) 20 7340 9081
backoffice@sapiencap.com

AUTHORISED AND REGULATED BY THE
FINANCIAL CONDUCT AUTHORITY

USD US DOLLARS

Date	Description	Bought Price	Sold Price	Commission and Fees	Amount Posted
	LME Copper Grade A 25 tonnes. This Futures				39,568.75CR
	CMX Copper Futures				21,950.00DR
	COMMISSIONS				191.25DR
	CARRIED FORWARD BALANCE				144,154.20DR

TRADING ADVICE AND SETTLEMENT STATEMENT



SAPIEN CAPITAL LIMITED CLIENT ACC
.

SAP0011E

5th September 2017

COB GLOBAL

Sapien Capital Limited
Suite A, 105 Piccadilly
London W1J 7NJ UK
+44 (0) 20 7340 9081
backoffice@sapiencap.com

AUTHORISED AND REGULATED BY THE
FINANCIAL CONDUCT AUTHORITY

USD US DOLLARS

Date	Description	Bought Price	Sold Price	Commission and Fees	Amount Posted
	<u>MATCH OUTS</u>				
	LME Copper Grade A 25 tonnes. This is a LME registered client contract				
21JUN17	1 05SEP17	5638.00	5740.30		2,557.50CR
21JUN17	1 05SEP17	5641.00	5740.30		2,482.50CR
21JUN17	1 05SEP17	5642.00	5740.30		2,457.50CR
21JUN17	1 05SEP17	5642.00	5740.30		2,457.50CR
21JUN17	1 05SEP17	5644.50	5740.30		2,395.00CR
21JUN17	1 05SEP17	5652.00	5740.30		2,207.50CR
21JUN17	1 05SEP17	5648.50	5740.30		2,295.00CR
21JUN17	3 05SEP17	5648.50	5740.30		6,885.00CR
21JUN17	1 05SEP17	5644.50	5740.30		2,395.00CR
21JUN17	1 05SEP17	5644.50	5740.30		2,395.00CR
21JUN17	1 05SEP17	5644.00	5740.30		2,407.50CR
21JUN17	1 05SEP17	5649.00	5740.30		2,282.50CR
21JUN17	1 05SEP17	5649.00	5740.30		2,282.50CR
21JUN17	1 05SEP17	5649.00	5740.30		2,282.50CR
21JUN17	2 05SEP17	5646.50	5740.30		4,690.00CR
21JUN17	2 05SEP17	5644.50	5740.30		4,790.00CR
21JUN17	1 05SEP17	5649.00	5740.30		2,282.50CR
21JUN17	2 05SEP17	5648.00	5740.30		4,615.00CR
21JUN17	1 05SEP17	5649.00	5740.30		2,282.50CR
21JUN17	1 05SEP17	5648.00	5740.30		2,307.50CR
21JUN17	1 05SEP17	5648.00	5740.30		2,307.50CR
21JUN17	2 05SEP17	5647.00	5740.30		4,665.00CR
21JUN17	2 05SEP17	5637.00	5740.30		5,165.00CR
21JUN17	1 05SEP17	5636.50	5740.30		2,595.00CR
21JUN17	1 05SEP17	5633.00	5740.30		2,682.50CR
	<u>TOTALS</u>				
	BROUGHT FORWARD BALANCE				764,261.05DR
	SETTLEMENTS				
	LME Copper Grade A 25 tonnes. This Futures				73,882.50CR
	CARRIED FORWARD BALANCE				690,378.55DR

TRADING ADVICE AND SETTLEMENT STATEMENT



SAPIEN CAPITAL LIMITED CLIENT ACC
.

SAP0011F

5th September 2017

COB GLOBAL

Sapien Capital Limited
Suite A, 105 Piccadilly
London W1J 7NJ UK
+44 (0) 20 7340 9081
backoffice@sapiencap.com

AUTHORISED AND REGULATED BY THE
FINANCIAL CONDUCT AUTHORITY

USD US DOLLARS

Date	Description	Bought Price	Sold Price	Commission and Fees	Amount Posted
	<u>BUSINESS DONE TODAY</u>				
	LME Copper Grade A 25 tonnes. This is a LME registered client contract				
05SEP17	B 2 05DEC17 DMA EL	6955.00		10.10DR	
05SEP17	B 2 05DEC17 DMA EL	6956.00		10.10DR	
05SEP17	B 1 05DEC17 DMA EL	6956.50		5.05DR	
05SEP17	B 2 05DEC17 DMA EL	6958.00		10.10DR	
05SEP17	B 3 05DEC17 DMA EL	6951.00		15.15DR	
05SEP17	S 2 05DEC17 DMA EL		6919.50	10.10DR	
05SEP17	S 1 05DEC17 DMA EL		6926.50	5.05DR	
05SEP17	S 1 05DEC17 DMA EL		6927.00	5.05DR	
05SEP17	S 1 05DEC17 DMA EL		6926.00	5.05DR	
	CMX Copper 25,000 CMX				
05SEP17	S 2 DEC17 II		317.300	4.20DR	
05SEP17	S 4 DEC17 II		317.350	8.40DR	
05SEP17	S 2 DEC17 II		317.150	4.20DR	
05SEP17	S 8 DEC17 II		317.200	16.80DR	
05SEP17	S 6 DEC17 II		317.000	12.60DR	
05SEP17	B 5 DEC17 II	315.450		10.50DR	
05SEP17	B 6 DEC17 II	315.750		12.60DR	
	Commission				145.05DR
	<u>SETTLEMENTS</u>				
	CMX Copper 25,000 CMX				
05SEP17	5 DEC17	315.450	317.200		2,187.50CR
05SEP17	2 DEC17	315.750	317.300		775.00CR
05SEP17	4 DEC17	315.750	317.350		1,600.00CR
	<u>MATCH OUTS</u>				
	LME Copper Grade A 25 tonnes. This is a LME registered client contract				
05JUN17	1 05SEP17	5645.00	5631.00		350.00DR
05JUN17	1 05SEP17	5645.00	5629.00		400.00DR
05JUN17	1 05SEP17	5648.00	5629.00		475.00DR
05JUN17	1 05SEP17	5648.00	5628.00		500.00DR
05JUN17	1 05SEP17	5648.00	5628.50		487.50DR
20JUL17	1 05SEP17	5648.00	5944.55		7,413.75CR
20JUL17	1 05SEP17	5648.00	5944.55		7,413.75CR
20JUL17	2 05SEP17	5625.00	5944.55		15,977.50CR
20JUL17	1 05SEP17	5625.00	5944.55		7,988.75CR
20JUL17	1 05SEP17	5641.00	5944.55		7,588.75CR
20JUL17	1 05SEP17	5641.00	5944.55		7,588.75CR
20JUL17	1 05SEP17	5634.00	5944.55		7,763.75CR
20JUL17	2 05SEP17	5634.00	5944.55		15,527.50CR
	<u>TOTALS</u>				
	BROUGHT FORWARD BALANCE				124,731.25DR
	SETTLEMENTS				
	LME Copper Grade A 25 tonnes. This Futures				75,050.00CR
	CMX Copper Futures				4,562.50CR
	COMMISSIONS				145.05DR
	CARRIED FORWARD BALANCE				45,263.80DR

TRADING ADVICE AND SETTLEMENT STATEMENT



SAPIEN CAPITAL LIMITED CLIENT ACC

SAP0011G

5th September 2017

COB GLOBAL

Sapien Capital Limited
Suite A, 105 Piccadilly
London W1J 7NJ UK
+44 (0) 20 7340 9081
backoffice@sapiencap.com

AUTHORISED AND REGULATED BY THE
FINANCIAL CONDUCT AUTHORITY

USD US DOLLARS

Date	Description	Bought Price	Sold Price	Commission and Fees	Amount Posted
	<u>BUSINESS DONE TODAY</u>				
	LME Copper Grade A 25 tonnes. This is a LME registered client contract				
05SEP17	B 4 05DEC17 DMA EL	6940.00		20.20DR	
05SEP17	B 1 05DEC17 DMA EL	6941.00		5.05DR	
05SEP17	B 1 05DEC17 DMA EL	6950.00		5.05DR	
05SEP17	B 1 05DEC17 DMA EL	6952.00		5.05DR	
05SEP17	B 1 05DEC17 DMA EL	6953.00		5.05DR	
05SEP17	B 1 05DEC17 DMA EL	6957.00		5.05DR	
05SEP17	B 1 05DEC17 DMA EL	6959.50		5.05DR	
05SEP17	S 1 05DEC17 DMA EL		6847.00	5.05DR	
05SEP17	S 1 05DEC17 DMA EL		6853.50	5.05DR	
05SEP17	S 1 05DEC17 DMA EL		6860.00	5.05DR	
05SEP17	S 2 05DEC17 DMA EL		6853.00	10.10DR	
	CMX Copper 25,000 CMX				
05SEP17	B 2 DEC17 II	314.250		4.20DR	
05SEP17	B 4 DEC17 II	314.350		8.40DR	
05SEP17	B 1 DEC17 II	314.300		2.10DR	
05SEP17	B 2 DEC17 II	314.000		4.20DR	
05SEP17	B 2 DEC17 II	314.050		4.20DR	
05SEP17	S 11 DEC17 II		316.450	23.10DR	
05SEP17	S 2 DEC17 II		317.400	4.20DR	
05SEP17	S 2 DEC17 II		317.300	4.20DR	
05SEP17	S 2 DEC17 II		317.000	4.20DR	
05SEP17	S 4 DEC17 II		317.050	8.40DR	
05SEP17	S 1 DEC17 II		317.150	2.10DR	
05SEP17	B 2 DEC17 II	312.350		4.20DR	
05SEP17	B 2 DEC17 II	312.100		4.20DR	
05SEP17	B 2 DEC17 II	312.700		4.20DR	
05SEP17	B 1 DEC17 II	312.500		2.10DR	
05SEP17	B 4 DEC17 II	312.450		8.40DR	
	Commission				168.15DR
	<u>SETTLEMENTS</u>				
	CMX Copper 25,000 CMX				
05SEP17	1 DEC17	314.250	316.450		550.00CR
05SEP17	1 DEC17	314.350	316.450		525.00CR
05SEP17	1 DEC17	314.250	316.450		550.00CR
05SEP17	3 DEC17	314.350	316.450		1,575.00CR
05SEP17	1 DEC17	314.300	316.450		537.50CR
05SEP17	1 DEC17	314.000	316.450		612.50CR
05SEP17	1 DEC17	314.000	316.450		612.50CR
05SEP17	2 DEC17	314.050	316.450		1,200.00CR
05SEP17	2 DEC17	312.350	317.400		2,525.00CR
05SEP17	2 DEC17	312.100	317.300		2,600.00CR
05SEP17	2 DEC17	312.450	317.050		2,300.00CR
05SEP17	1 DEC17	312.700	317.000		1,075.00CR
05SEP17	1 DEC17	312.700	317.000		1,075.00CR
05SEP17	1 DEC17	312.500	317.050		1,137.50CR
05SEP17	1 DEC17	312.450	317.050		1,150.00CR
05SEP17	1 DEC17	312.450	317.150		1,175.00CR
	<u>MATCH OUTS</u>				
	LME Copper Grade A 25 tonnes. This is a LME registered client contract				
20JUL17	2 05SEP17	5648.00	5944.75		14,837.50CR
20JUL17	2 05SEP17	5648.00	5944.75		14,837.50CR
20JUL17	1 05SEP17	5649.00	5944.75		7,393.75CR
20JUL17	2 05SEP17	5636.00	5944.75		15,437.50CR
20JUL17	1 05SEP17	5636.00	5944.75		7,718.75CR

TRADING ADVICE AND SETTLEMENT STATEMENT



SAPIEN CAPITAL LIMITED CLIENT ACC
.

SAP0011G

5th September 2017

COB GLOBAL

Sapien Capital Limited
Suite A, 105 Piccadilly
London W1J 7NJ UK
+44 (0) 20 7340 9081
backoffice@sapiencap.com

AUTHORISED AND REGULATED BY THE
FINANCIAL CONDUCT AUTHORITY

USD US DOLLARS

Date	Description	Bought Price	Sold Price	Commission and Fees	Amount Posted
20JUL17	2 05SEP17	5636.00	5944.75		15,437.50CR
20JUL17	1 05SEP17	5641.00	5944.75		7,593.75CR
20JUL17	1 05SEP17	5641.00	5944.75		7,593.75CR
20JUL17	1 05SEP17	5644.50	5944.75		7,506.25CR
20JUL17	1 05SEP17	5645.00	5944.75		7,493.75CR
20JUL17	1 05SEP17	5646.00	5944.75		7,468.75CR
<u>TOTALS</u>					
	BROUGHT FORWARD BALANCE				245,082.25DR
	SETTLEMENTS				
	LME Copper Grade A 25 tonnes. This Futures				113,318.75CR
	CMX Copper Futures				19,200.00CR
	COMMISSIONS				168.15DR
	CARRIED FORWARD BALANCE				112,731.65DR

TRADING ADVICE AND SETTLEMENT STATEMENT



SAPIEN CAPITAL LIMITED CLIENT ACC

SAP0011H

5th September 2017

COB GLOBAL

Sapien Capital Limited
Suite A, 105 Piccadilly
London W1J 7NJ UK
+44 (0) 20 7340 9081
backoffice@sapiencap.com

AUTHORISED AND REGULATED BY THE
FINANCIAL CONDUCT AUTHORITY

USD US DOLLARS

Date	Description	Bought Price	Sold Price	Commission and Fees	Amount Posted
<u>BUSINESS DONE TODAY</u>					
LME Copper Grade A 25 tonnes. This is a LME registered client contract					
05SEP17	B 1 05DEC17 DMA EL	6940.00		5.05DR	
05SEP17	B 4 05DEC17 DMA EL	6941.50		20.20DR	
05SEP17	B 2 05DEC17 DMA EL	6934.00		10.10DR	
05SEP17	B 1 05DEC17 DMA EL	6948.00		5.05DR	
05SEP17	B 2 05DEC17 DMA EL	6950.00		10.10DR	
05SEP17	B 2 05DEC17 DMA EL	6952.00		10.10DR	
05SEP17	S 2 05DEC17 DMA EL		6938.50	10.10DR	
05SEP17	B 1 05DEC17 DMA EL	6953.00		5.05DR	
05SEP17	B 4 05DEC17 DMA EL	6954.00		20.20DR	
CMX Copper 25,000 CMX					
05SEP17	B 4 DEC17 II	314.750		8.40DR	
05SEP17	B 4 DEC17 II	314.800		8.40DR	
05SEP17	B 3 DEC17 II	314.900		6.30DR	
05SEP17	S 2 DEC17 II		316.450	4.20DR	
05SEP17	S 9 DEC17 II		316.500	18.90DR	
05SEP17	S 5 DEC17 II		316.100	10.50DR	
05SEP17	B 5 DEC17 II	316.750		10.50DR	
05SEP17	S 9 DEC17 II		317.000	18.90DR	
05SEP17	S 2 DEC17 II		316.800	4.20DR	
05SEP17	S 2 DEC17 II		317.050	4.20DR	
05SEP17	S 9 DEC17 II		317.150	18.90DR	
	Commission				209.35DR
<u>SETTLEMENTS</u>					
CMX Copper 25,000 CMX					
05SEP17	4 DEC17	314.750	316.500		1,750.00CR
05SEP17	1 DEC17	314.800	316.500		425.00CR
05SEP17	2 DEC17	314.800	316.450		825.00CR
05SEP17	1 DEC17	314.800	316.500		425.00CR
05SEP17	3 DEC17	314.900	316.500		1,200.00CR
05SEP17	1 DEC17	316.750	316.100		162.50DR
05SEP17	4 DEC17	316.750	316.100		650.00DR
<u>MATCH OUTS</u>					
LME Copper Grade A 25 tonnes. This is a LME registered client contract					
05JUN17	1 05SEP17	5635.50	5666.00		762.50CR
05JUN17	1 05SEP17	5635.50	5666.00		762.50CR
05JUN17	1 05SEP17	5636.00	5666.00		750.00CR
05JUN17	1 05SEP17	5636.00	5665.00		725.00CR
05JUN17	1 05SEP17	5636.00	5664.50		712.50CR
20JUL17	2 05SEP17	5639.00	5944.75		15,287.50CR
20JUL17	3 05SEP17	5640.00	5944.75		22,856.25CR
20JUL17	1 05SEP17	5664.50	5944.75		7,006.25CR
20JUL17	1 05SEP17	5664.50	5944.75		7,006.25CR
20JUL17	3 05SEP17	5669.00	5944.75		20,681.25CR
<u>TOTALS</u>					
BROUGHT FORWARD BALANCE					208,132.46DR
SETTLEMENTS					
LME Copper Grade A 25 tonnes. This Futures					76,550.00CR
CMX Copper Futures					3,812.50CR
COMMISSIONS					209.35DR

TRADING ADVICE AND SETTLEMENT STATEMENT



SAPIEN CAPITAL LIMITED CLIENT ACC
.

SAP0011H
5th September 2017
COB GLOBAL


Sapien Capital Limited
Suite A, 105 Piccadilly
London W1J 7NJ UK
+44 (0) 20 7340 9081
backoffice@sapiencap.com

AUTHORISED AND REGULATED BY THE
FINANCIAL CONDUCT AUTHORITY

USD US DOLLARS

Date	Description	Bought Price	Sold Price	Commission and Fees	Amount Posted
	CARRIED FORWARD BALANCE				127,979.31DR

TRADING ADVICE AND SETTLEMENT STATEMENT



SAPIEN CAPITAL LIMITED
SAP0011 ARBS
SUITE A, 105 PICCADILLY
LONDON
W1J 7NJ

SAPAB011
5th Sep 2017
COB Global

MACQUARIE BANK LIMITED LONDON BRANCH
ROPEMAKER PLACE 28 ROPEMAKER STREET
LONDON EC2Y 9HD PHONE (44) 20 3037 4343
Authorised and regulated by the Australian Prudential
Regulation Authority. Authorised by the Prudential
Regulation Authority. Subject to regulation by the Financial
Conduct Authority and limited regulation by the
Prudential Regulation Authority. Details about the extent
of our regulation by the Prudential Regulation Authority are
available from us on request.

USD US DOLLARS

Date	Description	Commission and Fees	Amount Posted
	<u>TOTALS</u>		
	BROUGHT FORWARD BALANCE		1,826,494.86DR
	SETTLEMENTS		
	CMX Copper Futures		5,625.00CR
	LME Copper Grade A 25 tonnes. This Futures		378,370.00CR
	COMMISSIONS		713.80DR
	CARRIED FORWARD BALANCE		1,443,213.66DR

TRADING ADVICE AND SETTLEMENT STATEMENT



SAPIEN CAPITAL LIMITED CLIENT ACC
.

SAP0025M

5th September 2017

COB GLOBAL

Sapien Capital Limited
Suite A, 105 Piccadilly
London W1J 7NJ UK
+44 (0) 20 7340 9081
backoffice@sapiencap.com

AUTHORISED AND REGULATED BY THE
FINANCIAL CONDUCT AUTHORITY

USD US DOLLARS

Date	Description	Bought Price	Sold Price	Commission and Fees	Amount Posted
	<u>BUSINESS DONE TODAY</u>				
	LME Copper Grade A 25 tonnes. This is a LME registered client contract				
05SEP17	B 2 05DEC17 DMA EL	6938.50		10.10DR	
05SEP17	B 1 05DEC17 DMA EL	6939.00		5.05DR	
05SEP17	B 2 05DEC17 DMA EL	6940.00		10.10DR	
	CMX Copper 25,000 CMX				
05SEP17	S 2 DEC17 GX		316.400	4.20DR	
05SEP17	S 5 DEC17 GX		316.450	10.50DR	
05SEP17	S 4 DEC17 GX		316.500	8.40DR	
	Commission				48.35DR
	<u>MATCH OUTS</u>				
	LME Copper Grade A 25 tonnes. This is a LME registered client contract				
05JUN17	1 05SEP17	5630.50	5631.00		12.50CR
05JUN17	1 05SEP17	5630.50	5631.00		12.50CR
05JUN17	1 05SEP17	5630.50	5631.00		12.50CR
05JUN17	1 05SEP17	5630.50	5621.50		225.00DR
05JUN17	1 05SEP17	5630.50	5621.50		225.00DR
	<u>TOTALS</u>				
	BROUGHT FORWARD BALANCE				231,990.60DR
	SETTLEMENTS				
	LME Copper Grade A 25 tonnes. This Futures				412.50DR
	COMMISSIONS				48.35DR
	CARRIED FORWARD BALANCE				232,451.45DR

TRADING ADVICE AND SETTLEMENT STATEMENT



SAPIEN CAPITAL LIMITED CLIENT ACC
.

SAP00250
5th September 2017
COB GLOBAL

Sapien Capital Limited
Suite A, 105 Piccadilly
London W1J 7NJ UK
+44 (0) 20 7340 9081
backoffice@sapiencap.com

AUTHORISED AND REGULATED BY THE
FINANCIAL CONDUCT AUTHORITY

USD US DOLLARS

Date	Description	Bought Price	Sold Price	Commission and Fees	Amount Posted
	<u>MATCH OUTS</u>				
	LME Copper Grade A 25 tonnes. This is a LME registered client contract				
20JUL17	1 05SEP17	5640.00	5944.75		7,618.75CR
20JUL17	1 05SEP17	5640.00	5944.75		7,618.75CR
20JUL17	1 05SEP17	5640.00	5944.75		7,618.75CR
20JUL17	1 05SEP17	5640.00	5944.75		7,618.75CR
20JUL17	1 05SEP17	5637.50	5944.75		7,681.25CR
	<u>TOTALS</u>				
	BROUGHT FORWARD BALANCE				331,128.55DR
	SETTLEMENTS				
	LME Copper Grade A 25 tonnes. This Futures				38,156.25CR
	CARRIED FORWARD BALANCE				292,972.30DR

TRADING ADVICE AND SETTLEMENT STATEMENT



SAPIEN CAPITAL LIMITED CLIENT ACC

SAP0025T

5th September 2017

COB GLOBAL

Sapien Capital Limited
Suite A, 105 Piccadilly
London W1J 7NJ UK
+44 (0) 20 7340 9081
backoffice@sapiencap.com

AUTHORISED AND REGULATED BY THE
FINANCIAL CONDUCT AUTHORITY

USD US DOLLARS

Date	Description	Bought Price	Sold Price	Commission and Fees	Amount Posted
	<u>BUSINESS DONE TODAY</u>				
	LME Copper Grade A 25 tonnes. This is a LME registered client contract				
05SEP17	B 5 05DEC17 DMA EL	6927.50		7.80DR	
05SEP17	B 1 05DEC17 DMA EL	6928.50		1.56DR	
05SEP17	B 1 05DEC17 DMA EL	6929.00		1.56DR	
05SEP17	B 1 05DEC17 DMA EL	6930.00		1.56DR	
05SEP17	B 1 05DEC17 DMA EL	6929.50		1.56DR	
05SEP17	B 6 05DEC17 DMA EL	6930.50		9.36DR	
	CMX Copper 25,000 CMX				
05SEP17	S 2 DEC17 GX		312.950	4.64DR	
05SEP17	S 9 DEC17 GX		312.900	20.88DR	
05SEP17	B 2 DEC17 GX	313.750		4.64DR	
05SEP17	S 2 DEC17 GX		315.100	4.64DR	
05SEP17	B 1 DEC17 GX	314.600		2.32DR	
05SEP17	S 1 DEC17 GX		314.800	2.32DR	
05SEP17	B 11 DEC17 GX	314.100		25.52DR	
05SEP17	S 3 DEC17 GX		314.000	6.96DR	
05SEP17	S 2 DEC17 GX		314.150	4.64DR	
05SEP17	B 23 DEC17 GX	314.050		53.36DR	
05SEP17	S 11 DEC17 GX		313.900	25.52DR	
05SEP17	B 1 DEC17 GX	313.950		2.32DR	
05SEP17	B 12 DEC17 GX	313.650		27.84DR	
05SEP17	S 8 DEC17 GX		313.650	18.56DR	
05SEP17	S 1 DEC17 GX		313.750	2.32DR	
05SEP17	B 11 DEC17 GX	314.700		25.52DR	
05SEP17	S 5 DEC17 GX		314.950	11.60DR	
05SEP17	S 1 DEC17 GX		314.900	2.32DR	
05SEP17	S 3 DEC17 GX		315.000	6.96DR	
05SEP17	S 2 DEC17 GX		315.250	4.64DR	
05SEP17	S 11 DEC17 GX		315.850	25.52DR	
05SEP17	S 5 DEC17 GX		315.950	11.60DR	
05SEP17	S 6 DEC17 GX		316.000	13.92DR	
05SEP17	S 11 DEC17 GX		316.050	25.52DR	
	Commission				357.48DR
	<u>SETTLEMENTS</u>				
	CMX Copper 25,000 CMX				
05SEP17	1 DEC17	313.750	312.950		200.00DR
05SEP17	1 DEC17	313.750	312.900		212.50DR
05SEP17	1 DEC17	314.600	312.900		425.00DR
05SEP17	1 DEC17	314.050	312.950		275.00DR
05SEP17	7 DEC17	314.050	312.900		2,012.50DR
05SEP17	2 DEC17	314.050	315.100		525.00CR
05SEP17	1 DEC17	314.050	314.800		187.50CR
05SEP17	7 DEC17	314.100	313.900		350.00DR
05SEP17	3 DEC17	314.100	314.000		75.00DR
05SEP17	1 DEC17	314.100	314.150		12.50CR
05SEP17	1 DEC17	314.050	314.150		25.00CR
05SEP17	4 DEC17	314.050	313.900		150.00DR
05SEP17	6 DEC17	314.050	313.650		600.00DR
05SEP17	2 DEC17	313.650	313.650		0.00
05SEP17	1 DEC17	313.650	313.750		25.00CR
05SEP17	1 DEC17	313.650	315.000		337.50CR
05SEP17	5 DEC17	313.650	314.950		1,625.00CR
05SEP17	1 DEC17	313.650	315.000		337.50CR
05SEP17	1 DEC17	313.650	314.900		312.50CR
05SEP17	1 DEC17	314.050	315.000		237.50CR
05SEP17	1 DEC17	313.950	315.250		325.00CR
05SEP17	1 DEC17	313.650	315.250		400.00CR
05SEP17	11 DEC17	314.700	315.850		3,162.50CR

Group No: SAPAB025

Page 1 of 2

TRADING ADVICE AND SETTLEMENT STATEMENT



SAPIEN CAPITAL LIMITED CLIENT ACC
.

SAP0025T
5th September 2017
COB GLOBAL

Sapien Capital Limited
Suite A, 105 Piccadilly
London W1J 7NJ UK
+44 (0) 20 7340 9081
backoffice@sapiencap.com

AUTHORISED AND REGULATED BY THE
FINANCIAL CONDUCT AUTHORITY

USD US DOLLARS

Date	Description	Bought Price	Sold Price	Commission and Fees	Amount Posted
	<u>TOTALS</u>				
	BROUGHT FORWARD BALANCE				191,184.36DR
	SETTLEMENTS				
	CMX Copper Futures				3,212.50CR
	COMMISSIONS				357.48DR
	CARRIED FORWARD BALANCE				188,329.34DR

TRADING ADVICE AND SETTLEMENT STATEMENT



SAPIEN CAPITAL LIMITED CLIENT ACC

SAP0025U

5th September 2017

COB GLOBAL

Sapien Capital Limited
Suite A, 105 Piccadilly
London W1J 7NJ UK
+44 (0) 20 7340 9081
backoffice@sapiencap.com

AUTHORISED AND REGULATED BY THE
FINANCIAL CONDUCT AUTHORITY

USD US DOLLARS

Date	Description	Bought Price	Sold Price	Commission and Fees	Amount Posted
	<u>BUSINESS DONE TODAY</u>				
	LME Copper Grade A 25 tonnes. This is a LME registered client contract				
05SEP17	B 3 05DEC17 DMA EL	6927.50		4.68DR	
05SEP17	B 1 05DEC17 DMA EL	6928.00		1.56DR	
05SEP17	B 3 05DEC17 DMA EL	6929.00		4.68DR	
05SEP17	B 1 05DEC17 DMA EL	6929.50		1.56DR	
05SEP17	B 2 05DEC17 DMA EL	6930.00		3.12DR	
05SEP17	B 1 05DEC17 DMA EL	6930.50		1.56DR	
05SEP17	B 1 05DEC17 DMA EL	6932.00		1.56DR	
05SEP17	B 1 05DEC17 DMA EL	6932.50		1.56DR	
05SEP17	B 3 05DEC17 DMA EL	6937.50		4.68DR	
05SEP17	B 1 05DEC17 DMA EL	6938.00		1.56DR	
05SEP17	B 1 05DEC17 DMA EL	6938.50		1.56DR	
05SEP17	B 2 05DEC17 DMA EL	6927.00		3.12DR	
05SEP17	S 3 05DEC17 DMA EL		6847.00	4.68DR	
05SEP17	S 1 05DEC17 DMA EL		6850.50	1.56DR	
05SEP17	S 1 05DEC17 DMA EL		6852.00	1.56DR	
	CMX Copper 25,000 CMX				
05SEP17	S 1 DEC17 GX		313.800	2.32DR	
05SEP17	S 2 DEC17 GX		315.150	4.64DR	
05SEP17	S 2 DEC17 GX		315.100	4.64DR	
05SEP17	S 3 DEC17 GX		315.050	6.96DR	
05SEP17	S 2 DEC17 GX		314.600	4.64DR	
05SEP17	S 2 DEC17 GX		314.450	4.64DR	
05SEP17	S 1 DEC17 GX		314.500	2.32DR	
05SEP17	B 6 DEC17 GX	314.100		13.92DR	
05SEP17	B 3 DEC17 GX	313.900		6.96DR	
05SEP17	B 2 DEC17 GX	314.000		4.64DR	
05SEP17	B 3 DEC17 GX	314.150		6.96DR	
05SEP17	B 4 DEC17 GX	314.050		9.28DR	
05SEP17	B 12 DEC17 GX	313.950		27.84DR	
05SEP17	B 2 DEC17 GX	313.650		4.64DR	
05SEP17	B 2 DEC17 GX	313.700		4.64DR	
05SEP17	B 2 DEC17 GX	313.600		4.64DR	
05SEP17	B 3 DEC17 GX	313.550		6.96DR	
05SEP17	B 2 DEC17 GX	313.500		4.64DR	
05SEP17	B 11 DEC17 GX	313.750		25.52DR	
05SEP17	S 2 DEC17 GX		314.050	4.64DR	
05SEP17	S 9 DEC17 GX		314.000	20.88DR	
05SEP17	B 2 DEC17 GX	314.950		4.64DR	
05SEP17	B 4 DEC17 GX	314.700		9.28DR	
05SEP17	B 6 DEC17 GX	314.900		13.92DR	
05SEP17	B 2 DEC17 GX	315.250		4.64DR	
05SEP17	B 2 DEC17 GX	315.100		4.64DR	
05SEP17	S 2 DEC17 GX		314.750	4.64DR	
05SEP17	S 2 DEC17 GX		314.900	4.64DR	
05SEP17	S 4 DEC17 GX		314.250	9.28DR	
05SEP17	S 4 DEC17 GX		314.200	9.28DR	
05SEP17	B 2 DEC17 GX	314.400		4.64DR	
05SEP17	S 2 DEC17 GX		314.550	4.64DR	
05SEP17	S 6 DEC17 GX		314.650	13.92DR	
05SEP17	B 4 DEC17 GX	314.800		9.28DR	
05SEP17	B 6 DEC17 GX	314.750		13.92DR	
05SEP17	S 2 DEC17 GX		314.150	4.64DR	
05SEP17	S 12 DEC17 GX		314.100	27.84DR	
05SEP17	S 2 DEC17 GX		315.450	4.64DR	
05SEP17	S 2 DEC17 GX		315.500	4.64DR	
05SEP17	S 3 DEC17 GX		315.400	6.96DR	
05SEP17	S 2 DEC17 GX		315.250	4.64DR	
05SEP17	S 2 DEC17 GX		315.300	4.64DR	
05SEP17	S 7 DEC17 GX		315.850	16.24DR	
05SEP17	S 6 DEC17 GX		315.800	13.92DR	
05SEP17	S 5 DEC17 GX		315.900	11.60DR	

TRADING ADVICE AND SETTLEMENT STATEMENT



SAPIEN CAPITAL LIMITED CLIENT ACC
.

SAP0025U

5th September 2017

COB GLOBAL

Sapien Capital Limited
Suite A, 105 Piccadilly
London W1J 7NJ UK
+44 (0) 20 7340 9081
backoffice@sapiencap.com

AUTHORISED AND REGULATED BY THE
FINANCIAL CONDUCT AUTHORITY

USD US DOLLARS

Date	Description	Bought Price	Sold Price	Commission and Fees	Amount Posted
05SEP17	S 2 DEC17 GX		316.000	4.64DR	
05SEP17	S 2 DEC17 GX		316.050	4.64DR	
05SEP17	S 3 DEC17 GX		316.100	6.96DR	
05SEP17	S 8 DEC17 GX		315.950	18.56DR	
05SEP17	S 11 DEC17 GX		316.350	25.52DR	
05SEP17	B 7 DEC17 GX	312.100		16.24DR	
05SEP17	B 2 DEC17 GX	312.300		4.64DR	
05SEP17	B 2 DEC17 GX	312.350		4.64DR	
	Commission				512.28DR
	SETTLEMENTS				
	CMX Copper 25,000 CMX				
05SEP17	1 DEC17	313.950	313.800		37.50DR
05SEP17	2 DEC17	313.950	315.150		600.00CR
05SEP17	2 DEC17	313.750	315.100		675.00CR
05SEP17	3 DEC17	313.750	315.050		975.00CR
05SEP17	2 DEC17	313.750	314.650		450.00CR
05SEP17	2 DEC17	313.750	314.200		225.00CR
05SEP17	2 DEC17	314.100	314.650		275.00CR
05SEP17	2 DEC17	314.100	314.600		250.00CR
05SEP17	1 DEC17	314.100	314.450		87.50CR
05SEP17	1 DEC17	314.150	314.450		75.00CR
05SEP17	1 DEC17	314.100	314.500		100.00CR
05SEP17	2 DEC17	314.050	314.050		0.00
05SEP17	2 DEC17	313.950	314.000		25.00CR
05SEP17	3 DEC17	313.900	314.000		75.00CR
05SEP17	2 DEC17	313.950	314.000		25.00CR
05SEP17	2 DEC17	314.000	314.000		0.00
05SEP17	2 DEC17	314.150	314.750		300.00CR
05SEP17	2 DEC17	314.050	314.900		425.00CR
05SEP17	2 DEC17	313.950	314.250		150.00CR
05SEP17	3 DEC17	313.950	314.100		112.50CR
05SEP17	2 DEC17	313.650	314.250		300.00CR
05SEP17	2 DEC17	313.700	314.200		250.00CR
05SEP17	2 DEC17	313.600	314.550		475.00CR
05SEP17	2 DEC17	313.550	314.650		550.00CR
05SEP17	1 DEC17	313.550	314.100		137.50CR
05SEP17	1 DEC17	313.500	314.100		150.00CR
05SEP17	1 DEC17	313.500	314.150		162.50CR
05SEP17	1 DEC17	313.750	314.150		100.00CR
05SEP17	1 DEC17	313.750	314.100		87.50CR
05SEP17	2 DEC17	314.750	314.100		325.00DR
05SEP17	2 DEC17	314.900	314.100		400.00DR
05SEP17	2 DEC17	314.950	314.100		425.00DR
05SEP17	1 DEC17	314.900	315.450		137.50CR
05SEP17	1 DEC17	314.700	315.500		200.00CR
05SEP17	1 DEC17	314.700	315.450		187.50CR
05SEP17	1 DEC17	314.700	315.500		200.00CR
05SEP17	1 DEC17	314.700	315.400		175.00CR
05SEP17	2 DEC17	314.800	315.400		300.00CR
05SEP17	2 DEC17	314.750	315.250		250.00CR
05SEP17	2 DEC17	314.900	315.300		200.00CR
05SEP17	1 DEC17	314.900	315.950		262.50CR
05SEP17	1 DEC17	315.250	315.950		175.00CR
05SEP17	1 DEC17	315.250	315.850		150.00CR
05SEP17	2 DEC17	315.100	315.850		375.00CR
05SEP17	2 DEC17	314.400	315.850		725.00CR
05SEP17	2 DEC17	314.800	315.850		525.00CR
05SEP17	2 DEC17	314.750	315.900		575.00CR
05SEP17	2 DEC17	312.100	315.800		1,850.00CR
05SEP17	4 DEC17	312.100	315.800		3,700.00CR
05SEP17	1 DEC17	312.100	315.900		950.00CR

TRADING ADVICE AND SETTLEMENT STATEMENT



SAPIEN CAPITAL LIMITED CLIENT ACC
.

SAP0025U
5th September 2017
COB GLOBAL

Sapien Capital Limited
Suite A, 105 Piccadilly
London W1J 7NJ UK
+44 (0) 20 7340 9081
backoffice@sapiencap.com

AUTHORISED AND REGULATED BY THE
FINANCIAL CONDUCT AUTHORITY

USD US DOLLARS

Date	Description	Bought Price	Sold Price	Commission and Fees	Amount Posted
05SEP17	2 DEC17	312.300	315.950		1,825.00CR
05SEP17	2 DEC17	312.350	315.900		1,775.00CR
<u>TOTALS</u>					
	BROUGHT FORWARD BALANCE				183,291.02DR
	SETTLEMENTS				
	CMX Copper Futures				20,387.50CR
	COMMISSIONS				512.28DR
	CARRIED FORWARD BALANCE				163,415.80DR

TRADING ADVICE AND SETTLEMENT STATEMENT



SAPIEN CAPITAL LIMITED CLIENT ACC

SAP0025V

5th September 2017

COB GLOBAL

Sapien Capital Limited
Suite A, 105 Piccadilly
London W1J 7NJ UK
+44 (0) 20 7340 9081
backoffice@sapiencap.com

AUTHORISED AND REGULATED BY THE
FINANCIAL CONDUCT AUTHORITY

USD US DOLLARS

Date	Description	Bought Price	Sold Price	Commission and Fees	Amount Posted
	<u>BUSINESS DONE TODAY</u>				
	LME Copper Grade A 25 tonnes. This is a LME registered client contract				
05SEP17	B 1 05DEC17 DMA EL	6938.50		5.00DR	
05SEP17	S 1 05DEC17 DMA EL		6940.50	5.00DR	
05SEP17	B 1 05DEC17 DMA EL	6964.50		5.00DR	
05SEP17	B 4 05DEC17 DMA EL	6965.50		20.00DR	
05SEP17	B 1 05DEC17 DMA EL	6937.00		5.00DR	
05SEP17	S 1 05DEC17 DMA EL		6938.50	5.00DR	
	CMX Copper 25,000 CMX				
05SEP17	S 2 DEC17 GX		313.200		
05SEP17	B 11 DEC17 GX	313.850			
05SEP17	B 11 DEC17 GX	313.650			
05SEP17	B 13 DEC17 GX	313.600			
05SEP17	B 1 DEC17 GX	314.800			
05SEP17	B 6 DEC17 GX	314.750			
05SEP17	B 4 DEC17 GX	314.350			
05SEP17	S 4 DEC17 GX		314.300		
05SEP17	B 4 DEC17 GX	313.950			
05SEP17	S 11 DEC17 GX		314.100		
05SEP17	S 4 DEC17 GX		315.100		
05SEP17	S 2 DEC17 GX		315.200		
05SEP17	S 7 DEC17 GX		315.150		
05SEP17	B 2 DEC17 GX	315.050			
05SEP17	S 22 DEC17 GX		315.300		
05SEP17	S 7 DEC17 GX		316.450		
05SEP17	B 7 DEC17 GX	316.500			
05SEP17	S 11 DEC17 GX		316.100		
05SEP17	B 11 DEC17 GX	316.100			
05SEP17	S 4 DEC17 GX		316.500		
05SEP17	B 4 DEC17 GX	316.600			
05SEP17	S 11 DEC17 GX		317.450		
05SEP17	S 2 DEC17 GX		316.350		
05SEP17	B 2 DEC17 GX	316.350			
05SEP17	S 1 DEC17 GX		315.550		
05SEP17	B 1 DEC17 GX	315.550			
	Commission				45.00DR
	<u>SETTLEMENTS</u>				
	CMX Copper 25,000 CMX				
05SEP17	2 DEC17	313.600	313.200		200.00DR
05SEP17	4 DEC17	313.850	314.300		450.00CR
05SEP17	7 DEC17	313.850	314.100		437.50CR
05SEP17	4 DEC17	313.650	314.100		450.00CR
05SEP17	4 DEC17	313.650	315.100		1,450.00CR
05SEP17	2 DEC17	313.650	315.200		775.00CR
05SEP17	1 DEC17	313.650	315.150		375.00CR
05SEP17	6 DEC17	313.600	315.150		2,325.00CR
05SEP17	5 DEC17	313.600	315.300		2,125.00CR
05SEP17	4 DEC17	314.750	315.300		550.00CR
05SEP17	1 DEC17	314.800	315.300		125.00CR
05SEP17	2 DEC17	314.750	315.300		275.00CR
05SEP17	4 DEC17	314.350	315.300		950.00CR
05SEP17	4 DEC17	313.950	315.300		1,350.00CR
05SEP17	2 DEC17	315.050	315.300		125.00CR
05SEP17	7 DEC17	316.500	316.450		87.50DR
05SEP17	2 DEC17	316.100	316.100		0.00
05SEP17	9 DEC17	316.100	316.100		0.00
05SEP17	4 DEC17	316.600	316.500		100.00DR
05SEP17	2 DEC17	316.350	317.450		550.00CR
05SEP17	1 DEC17	315.550	317.450		475.00CR

TRADING ADVICE AND SETTLEMENT STATEMENT



SAPIEN CAPITAL LIMITED CLIENT ACC
.

SAP0025V
5th September 2017
COB GLOBAL

Sapien Capital Limited
Suite A, 105 Piccadilly
London W1J 7NJ UK
+44 (0) 20 7340 9081
backoffice@sapiencap.com

AUTHORISED AND REGULATED BY THE
FINANCIAL CONDUCT AUTHORITY

USD US DOLLARS

Date	Description	Bought Price	Sold Price	Commission and Fees	Amount Posted
	<u>TOTALS</u>				
	BROUGHT FORWARD BALANCE				73,029.40DR
	SETTLEMENTS				
	CMX Copper Futures				12,400.00CR
	COMMISSIONS				45.00DR
	CARRIED FORWARD BALANCE				60,674.40DR

TRADING ADVICE AND SETTLEMENT STATEMENT



SAPIEN CAPITAL LIMITED
SAP0025 ARB
SUITE A, 105 PICCADILLY
LONDON
W1J 7NJ

SAPAB025
5th Sep 2017
COB Global

MACQUARIE BANK LIMITED LONDON BRANCH
ROPEMAKER PLACE 28 ROPEMAKER STREET
LONDON EC2Y 9HD PHONE (44) 20 3037 4343
Authorised and regulated by the Australian Prudential
Regulation Authority. Authorised by the Prudential
Regulation Authority. Subject to regulation by the Financial
Conduct Authority and limited regulation by the
Prudential Regulation Authority. Details about the extent
of our regulation by the Prudential Regulation Authority are
available from us on request.

USD US DOLLARS

Date	Description	Commission and Fees	Amount Posted
	<u>TOTALS</u>		
	BROUGHT FORWARD BALANCE		1,256,267.11DR
	SETTLEMENTS		
	CMX Copper Futures		36,000.00CR
	LME Copper Grade A 25 tonnes. This Futures		37,743.75CR
	COMMISSIONS		963.11DR
	CARRIED FORWARD BALANCE		1,183,486.47DR

TRADING ADVICE AND SETTLEMENT STATEMENT



SAPIEN CAPITAL LIMITED CLIENT ACC

SAP0038A

5th September 2017

COB GLOBAL

Sapien Capital Limited
Suite A, 105 Piccadilly
London W1J 7NJ UK
+44 (0) 20 7340 9081
backoffice@sapiencap.com

AUTHORISED AND REGULATED BY THE
FINANCIAL CONDUCT AUTHORITY

USD US DOLLARS

Date	Description	Bought Price	Sold Price	Commission and Fees	Amount Posted
	<u>BUSINESS DONE TODAY</u>				
	LME Copper Grade A 25 tonnes. This is a LME registered client contract				
05SEP17	S 7 22NOV17 IFC UD		6894.75	18.90DR	
05SEP17	S 2 30NOV17 IFC UD		6897.98	5.40DR	
05SEP17	B 3 01DEC17 IFC UD	6898.58		8.10DR	
05SEP17	B 5 04DEC17 IFC UD	6899.80		13.50DR	
05SEP17	S 1 05DEC17 TTR EL		6941.50	5.00DR	
05SEP17	B 1 05DEC17 IFC UD	6900.20		2.70DR	
	CMX Copper 25,000 CMX				
05SEP17	B 4 DEC17 TTR GX	314.650		6.72DR	
05SEP17	B 4 DEC17 TTR GX	314.800		6.72DR	
05SEP17	B 1 DEC17 TTR GX	315.250		1.68DR	
05SEP17	B 4 DEC17 TTR GX	314.350		6.72DR	
05SEP17	B 2 DEC17 TTR GX	314.250		3.36DR	
05SEP17	B 1 DEC17 TTR GX	314.200		1.68DR	
05SEP17	S 2 DEC17 TTR GX		315.750	3.36DR	
05SEP17	B 2 DEC17 TTR GX	316.450		3.36DR	
	Commission				87.20DR
	<u>SETTLEMENTS</u>				
	CMX Copper 25,000 CMX				
05SEP17	2 DEC17	314.350	315.750		700.00CR
05SEP17	2 DEC17	314.650	298.950		7,850.00DR
05SEP17	1 DEC17	314.650	299.300		3,837.50DR
05SEP17	1 DEC17	314.650	299.800		3,712.50DR
05SEP17	1 DEC17	314.800	300.300		3,625.00DR
05SEP17	1 DEC17	314.800	300.300		3,625.00DR
05SEP17	1 DEC17	314.800	300.800		3,500.00DR
05SEP17	1 DEC17	314.800	304.300		2,625.00DR
05SEP17	1 DEC17	315.250	309.600		1,412.50DR
05SEP17	1 DEC17	314.250	309.600		1,162.50DR
05SEP17	2 DEC17	314.350	309.700		2,325.00DR
05SEP17	1 DEC17	314.250	309.100		1,287.50DR
05SEP17	1 DEC17	314.200	309.100		1,275.00DR
05SEP17	2 DEC17	316.450	309.100		3,675.00DR
	<u>MATCH OUTS</u>				
	LME Copper Grade A 25 tonnes. This is a LME registered client contract				
05JUN17	1 05SEP17	5621.00	5650.50		737.50CR
05JUN17	1 05SEP17	5643.50	5653.50		250.00CR
05JUN17	1 05SEP17	5637.50	5652.00		362.50CR
05JUN17	1 05SEP17	5648.50	5652.50		100.00CR
05JUN17	1 05SEP17	5640.00	5661.50		537.50CR
05JUN17	1 05SEP17	5640.00	5653.50		337.50CR
05JUN17	1 05SEP17	5625.00	5611.50		337.50DR
05JUN17	1 05SEP17	5625.00	5613.50		287.50DR
05JUN17	1 05SEP17	5646.50	5621.50		625.00DR
05JUN17	1 05SEP17	5646.50	5629.50		425.00DR
09JUN17	1 05SEP17	5802.82	5629.00		4,345.50DR
	<u>TOTALS</u>				
	BROUGHT FORWARD BALANCE				59,185.25DR
	SETTLEMENTS				
	LME Copper Grade A 25 tonnes. This Futures				3,695.50DR
	CMX Copper Futures				39,212.50DR

TRADING ADVICE AND SETTLEMENT STATEMENT



SAPIEN CAPITAL LIMITED CLIENT ACC
.

SAP0038A
5th September 2017
COB GLOBAL

Sapien Capital Limited
Suite A, 105 Piccadilly
London W1J 7NJ UK
+44 (0) 20 7340 9081
backoffice@sapiencap.com

AUTHORISED AND REGULATED BY THE
FINANCIAL CONDUCT AUTHORITY

USD US DOLLARS

Date	Description	Bought Price	Sold Price	Commission and Fees	Amount Posted
	COMMISSIONS				87.20DR
	CARRIED FORWARD BALANCE				102,180.45DR

TRADING ADVICE AND SETTLEMENT STATEMENT



SAPIEN CAPITAL LIMITED CLIENT ACC
.

SAP038AA
5th September 2017
COB GLOBAL


Sapien Capital Limited
Suite A, 105 Piccadilly
London W1J 7NJ UK
+44 (0) 20 7340 9081
backoffice@sapiencap.com

AUTHORISED AND REGULATED BY THE
FINANCIAL CONDUCT AUTHORITY

USD US DOLLARS

Date	Description	Bought Price	Sold Price	Commission and Fees	Amount Posted
	<u>MATCH OUTS</u>				
	LME Copper Grade A 25 tonnes. This is a LME registered client contract				
05JUN17	1 05SEP17	5640.50	5643.00		62.50CR
07JUN17	1 05SEP17	5642.50	5620.08		560.50DR
09JUN17	1 05SEP17	5636.50	5802.82		4,158.00CR
	<u>TOTALS</u>				
	BROUGHT FORWARD BALANCE				6,578.59DR
	SETTLEMENTS				
	LME Copper Grade A 25 tonnes. This Futures				3,660.00CR
	CARRIED FORWARD BALANCE				2,918.59DR

TRADING ADVICE AND SETTLEMENT STATEMENT



SAPIEN CAPITAL LIMITED
SAP0038 ARBS
SUITE A, 105 PICCADILLY
LONDON
W1J 7NJ

SAPAB038

5th Sep 2017

COB Global

MACQUARIE BANK LIMITED LONDON BRANCH
ROPEMAKER PLACE 28 ROPEMAKER STREET
LONDON EC2Y 9HD PHONE (44) 20 3037 4343
Authorised and regulated by the Australian Prudential
Regulation Authority. Authorised by the Prudential
Regulation Authority. Subject to regulation by the Financial
Conduct Authority and limited regulation by the
Prudential Regulation Authority. Details about the extent
of our regulation by the Prudential Regulation Authority are
available from us on request.

USD US DOLLARS

Date	Description	Commission and Fees	Amount Posted
	<u>TOTALS</u>		
	BROUGHT FORWARD BALANCE		65,763.84DR
	SETTLEMENTS		
	CMX Copper Futures		39,212.50DR
	LME Copper Grade A 25 tonnes. This Futures		35.50DR
	COMMISSIONS		87.20DR
	CARRIED FORWARD BALANCE		105,099.04DR

TRADING ADVICE AND SETTLEMENT STATEMENT



SAPIEN CAPITAL LIMITED CLIENT ACC
.

SAP083LB
5th September 2017
COB GLOBAL

Sapien Capital Limited
Suite A, 105 Piccadilly
London W1J 7NJ UK
+44 (0) 20 7340 9081
backoffice@sapiencap.com

AUTHORISED AND REGULATED BY THE
FINANCIAL CONDUCT AUTHORITY

USD US DOLLARS

Date	Description	Bought Price	Sold Price	Commission and Fees	Amount Posted
	<u>BUSINESS DONE TODAY</u>				
	CMX Copper 25,000 CMX				
05SEP17	S 2 DEC17 GX		315.350	3.36DR	
05SEP17	S 5 DEC17 GX		315.300	8.40DR	
	Commission				11.76DR
	<u>TOTALS</u>				
	BROUGHT FORWARD BALANCE				5,423.24CR
	COMMISSIONS				11.76DR
	CARRIED FORWARD BALANCE				5,411.48CR

TRADING ADVICE AND SETTLEMENT STATEMENT



SAPIEN CAPITAL LIMITED
 SAP0083 ARBS
 SUITE A, 105 PICCADILLY
 LONDON
 W1J 7NJ

SAPAB083

5th Sep 2017

COB Global

MACQUARIE BANK LIMITED LONDON BRANCH
 ROPEMAKER PLACE 28 ROPEMAKER STREET
 LONDON EC2Y 9HD PHONE (44) 20 3037 4343
 Authorised and regulated by the Australian Prudential
 Regulation Authority. Authorised by the Prudential
 Regulation Authority. Subject to regulation by the Financial
 Conduct Authority and limited regulation by the
 Prudential Regulation Authority. Details about the extent
 of our regulation by the Prudential Regulation Authority are
 available from us on request.

USD US DOLLARS

Date	Description	Commission and Fees	Amount Posted
	<u>TOTALS</u>		
	BROUGHT FORWARD BALANCE		5,083.24CR
	COMMISSIONS		11.76DR
	CARRIED FORWARD BALANCE		5,071.48CR

TRADING ADVICE AND SETTLEMENT STATEMENT



SAPIEN CAPITAL LIMITED CLIENT ACC
.

SAP0086A
5th September 2017
COB GLOBAL

Sapien Capital Limited
Suite A, 105 Piccadilly
London W1J 7NJ UK
+44 (0) 20 7340 9081
backoffice@sapiencap.com

AUTHORISED AND REGULATED BY THE
FINANCIAL CONDUCT AUTHORITY

USD US DOLLARS

Date	Description	Bought Price	Sold Price	Commission and Fees	Amount Posted
	<u>MATCH OUTS</u>				
	LME Copper Grade A 25 tonnes. This is a LME registered client contract				
24JUL17	1 05SEP17	5637.00	6013.25		9,406.25CR
24JUL17	2 05SEP17	5639.50	6013.25		18,687.50CR
27JUL17	1 05SEP17	5639.50	6315.25		16,893.75CR
27JUL17	1 05SEP17	5640.50	6315.25		16,868.75CR
27JUL17	1 05SEP17	5639.50	6315.25		16,893.75CR
27JUL17	2 05SEP17	5639.50	6315.25		33,787.50CR
27JUL17	1 05SEP17	5639.50	6315.25		16,893.75CR
27JUL17	1 05SEP17	5644.50	6315.25		16,768.75CR
	<u>TOTALS</u>				
	BROUGHT FORWARD BALANCE				1,346,275.95DR
	SETTLEMENTS				
	LME Copper Grade A 25 tonnes. This Futures				146,200.00CR
	CARRIED FORWARD BALANCE				1,200,075.95DR

TRADING ADVICE AND SETTLEMENT STATEMENT



SAPIEN CAPITAL LIMITED
SAP0086 ARBS
SUITE A, 105 PICCADILLY
LONDON
W1J 7NJ

SAPAB086

5th Sep 2017

COB Global

MACQUARIE BANK LIMITED LONDON BRANCH
ROPEMAKER PLACE 28 ROPEMAKER STREET
LONDON EC2Y 9HD PHONE (44) 20 3037 4343
Authorised and regulated by the Australian Prudential
Regulation Authority. Authorised by the Prudential
Regulation Authority. Subject to regulation by the Financial
Conduct Authority and limited regulation by the
Prudential Regulation Authority. Details about the extent
of our regulation by the Prudential Regulation Authority are
available from us on request.

USD US DOLLARS

Date	Description	Commission and Fees	Amount Posted
	<u>TOTALS</u>		
	BROUGHT FORWARD BALANCE		2,929,680.59DR
	SETTLEMENTS		
	LME Copper Grade A 25 tonnes. This Futures		146,200.00CR
	CARRIED FORWARD BALANCE		2,783,480.59DR

TRADING ADVICE AND SETTLEMENT STATEMENT



SAPIEN CAPITAL LIMITED CLIENT ACC
.

SAP0089E
5th September 2017
COB GLOBAL


Sapien Capital Limited
Suite A, 105 Piccadilly
London W1J 7NJ UK
+44 (0) 20 7340 9081
backoffice@sapiencap.com

AUTHORISED AND REGULATED BY THE
FINANCIAL CONDUCT AUTHORITY

USD US DOLLARS

Date	Description	Bought Price	Sold Price	Commission and Fees	Amount Posted
	<u>MATCH OUTS</u>				
	LME Copper Grade A 25 tonnes. This is a LME registered client contract				
22JUN17	6 05SEP17	5641.00	5741.20		15,030.00CR
22JUN17	2 05SEP17	5642.00	5741.20		4,960.00CR
22JUN17	2 05SEP17	5644.50	5741.20		4,835.00CR
	<u>TOTALS</u>				
	BROUGHT FORWARD BALANCE				485,976.90DR
	SETTLEMENTS				
	LME Copper Grade A 25 tonnes. This Futures				24,825.00CR
	CARRIED FORWARD BALANCE				461,151.90DR

TRADING ADVICE AND SETTLEMENT STATEMENT



SAPIEN CAPITAL LIMITED
SAP0089 ARBS
SUITE A, 105 PICCADILLY
LONDON
W1J 7NJ

SAPAB089

5th Sep 2017

COB Global

MACQUARIE BANK LIMITED LONDON BRANCH
ROPEMAKER PLACE 28 ROPEMAKER STREET
LONDON EC2Y 9HD PHONE (44) 20 3037 4343

Authorised and regulated by the Australian Prudential Regulation Authority. Authorised by the Prudential Regulation Authority. Subject to regulation by the Financial Conduct Authority and limited regulation by the Prudential Regulation Authority. Details about the extent of our regulation by the Prudential Regulation Authority are available from us on request.

USD US DOLLARS

Date	Description	Commission and Fees	Amount Posted
	<u>TOTALS</u>		
	BROUGHT FORWARD BALANCE		3,828,120.43DR
	SETTLEMENTS		
	LME Copper Grade A 25 tonnes. This Futures		24,825.00CR
	CARRIED FORWARD BALANCE		3,803,295.43DR

TRADING ADVICE AND SETTLEMENT STATEMENT



SAPIEN CAPITAL LIMITED CLIENT ACC
.

SAP0090B
5th September 2017
COB GLOBAL


Sapien Capital Limited
Suite A, 105 Piccadilly
London W1J 7NJ UK
+44 (0) 20 7340 9081
backoffice@sapiencap.com

AUTHORISED AND REGULATED BY THE
FINANCIAL CONDUCT AUTHORITY

USD US DOLLARS

Date	Description	Bought Price	Sold Price	Commission and Fees	Amount Posted
	<u>MATCH OUTS</u>				
	LME Copper Grade A 25 tonnes. This is a LME registered client contract				
22JUN17	2 05SEP17	5639.00	5741.20		5,110.00CR
22JUN17	1 05SEP17	5640.00	5741.20		2,530.00CR
22JUN17	2 05SEP17	5640.00	5741.20		5,060.00CR
	<u>TOTALS</u>				
	BROUGHT FORWARD BALANCE				846,772.62DR
	SETTLEMENTS				
	LME Copper Grade A 25 tonnes. This Futures				12,700.00CR
	CARRIED FORWARD BALANCE				834,072.62DR

TRADING ADVICE AND SETTLEMENT STATEMENT



SAPIEN CAPITAL LIMITED
SAP0090 ARBS
SUITE A, 105 PICCADILLY
LONDON
W1J 7NJ

SAPAB090
5th Sep 2017
COB Global

MACQUARIE BANK LIMITED LONDON BRANCH
ROPEMAKER PLACE 28 ROPEMAKER STREET
LONDON EC2Y 9HD PHONE (44) 20 3037 4343
Authorised and regulated by the Australian Prudential
Regulation Authority. Authorised by the Prudential
Regulation Authority. Subject to regulation by the Financial
Conduct Authority and limited regulation by the
Prudential Regulation Authority. Details about the extent
of our regulation by the Prudential Regulation Authority are
available from us on request.

USD US DOLLARS

Date	Description	Commission and Fees	Amount Posted
	<u>TOTALS</u>		
	BROUGHT FORWARD BALANCE		846,772.62DR
	SETTLEMENTS		
	LME Copper Grade A 25 tonnes. This Futures		12,700.00CR
	CARRIED FORWARD BALANCE		834,072.62DR

TRADING ADVICE AND SETTLEMENT STATEMENT



SAPIEN CAPITAL LIMITED CLIENT ACC
.

SAP0096H
5th September 2017
COB GLOBAL

Sapien Capital Limited
Suite A, 105 Piccadilly
London W1J 7NJ UK
+44 (0) 20 7340 9081
backoffice@sapiencap.com

AUTHORISED AND REGULATED BY THE
FINANCIAL CONDUCT AUTHORITY

USD US DOLLARS

Date	Description	Bought Price	Sold Price	Commission and Fees	Amount Posted
	<u>MATCH OUTS</u>				
	LME Copper Grade A 25 tonnes. This is a LME registered client contract				
22JUN17	1 05SEP17	5649.00	5741.40		2,310.00CR
22JUN17	1 05SEP17	5649.00	5741.40		2,310.00CR
22JUN17	2 05SEP17	5649.50	5741.40		4,595.00CR
22JUN17	1 05SEP17	5649.00	5741.40		2,310.00CR
22JUN17	2 05SEP17	5648.50	5741.40		4,645.00CR
22JUN17	1 05SEP17	5649.50	5741.40		2,297.50CR
22JUN17	1 05SEP17	5649.50	5741.40		2,297.50CR
22JUN17	1 05SEP17	5651.00	5741.40		2,260.00CR
	<u>INTER ACCOUNT TRANSFER</u>				
05SEP17	SAP0096H to SAP0096				22,755.05DR
	<u>TOTALS</u>				
	BROUGHT FORWARD BALANCE				284,547.45DR
	SETTLEMENTS				
	LME Copper Grade A 25 tonnes. This Futures				23,025.00CR
	CASH PAYMENTS/RECEIPTS				22,755.05DR
	CARRIED FORWARD BALANCE				284,277.50DR

TRADING ADVICE AND SETTLEMENT STATEMENT



SAPIEN CAPITAL LIMITED CLIENT ACC
.

SAP0096I
5th September 2017
COB GLOBAL

Sapien Capital Limited
Suite A, 105 Piccadilly
London W1J 7NJ UK
+44 (0) 20 7340 9081
backoffice@sapiencap.com

AUTHORISED AND REGULATED BY THE
FINANCIAL CONDUCT AUTHORITY

USD US DOLLARS

Date	Description	Bought Price	Sold Price	Commission and Fees	Amount Posted
06JUN17	<u>MATCH OUTS</u> LME Copper Grade A 25 tonnes. This is a LME registered client contract 1 05SEP17	5633.50	5615.40		452.50DR
05SEP17	<u>INTER ACCOUNT TRANSFER</u> SAP0096 to SAP0096I				305.00CR
	<u>TOTALS</u>				
	BROUGHT FORWARD BALANCE				147.50CR
	SETTLEMENTS				
	LME Copper Grade A 25 tonnes. This Futures				452.50DR
	CASH PAYMENTS/RECEIPTS				305.00CR
	CARRIED FORWARD BALANCE				0.00

TRADING ADVICE AND SETTLEMENT STATEMENT



SAPIEN CAPITAL LIMITED
SAP0096 ARBS
SUITE A, 105 PICCADILLY
LONDON
W1J 7NJ

SAPAB096

5th Sep 2017

COB Global

MACQUARIE BANK LIMITED LONDON BRANCH
ROPEMAKER PLACE 28 ROPEMAKER STREET
LONDON EC2Y 9HD PHONE (44) 20 3037 4343

Authorised and regulated by the Australian Prudential Regulation Authority. Authorised by the Prudential Regulation Authority. Subject to regulation by the Financial Conduct Authority and limited regulation by the Prudential Regulation Authority. Details about the extent of our regulation by the Prudential Regulation Authority are available from us on request.

USD US DOLLARS

Date	Description	Commission and Fees	Amount Posted
	<u>TOTALS</u>		
	BROUGHT FORWARD BALANCE		284,654.95DR
	SETTLEMENTS		
	LME Copper Grade A 25 tonnes. This Futures		22,572.50CR
	CASH PAYMENTS/RECEIPTS		22,450.05DR
	CARRIED FORWARD BALANCE		284,532.50DR

TRADING ADVICE AND SETTLEMENT STATEMENT



SAPIEN CAPITAL LIMITED CLIENT ACC
.

SAP0097C
5th September 2017
COB GLOBAL

Sapien Capital Limited
Suite A, 105 Piccadilly
London W1J 7NJ UK
+44 (0) 20 7340 9081
backoffice@sapiencap.com

AUTHORISED AND REGULATED BY THE
FINANCIAL CONDUCT AUTHORITY

USD US DOLLARS

Date	Description	Bought Price	Sold Price	Commission and Fees	Amount Posted
	<u>MATCH OUTS</u>				
	LME Copper Grade A 25 tonnes. This is a LME registered client contract				
27JUN17	1 05SEP17	5652.00	5855.99		5,099.75CR
27JUN17	1 05SEP17	5652.00	5855.99		5,099.75CR
27JUN17	1 05SEP17	5652.00	5855.99		5,099.75CR
27JUN17	1 05SEP17	5652.00	5855.99		5,099.75CR
27JUN17	1 05SEP17	5652.50	5855.99		5,087.25CR
27JUN17	1 05SEP17	5652.50	5855.99		5,087.25CR
27JUN17	1 05SEP17	5652.50	5855.99		5,087.25CR
27JUN17	1 05SEP17	5652.50	5855.99		5,087.25CR
27JUN17	1 05SEP17	5653.00	5855.99		5,074.75CR
27JUN17	1 05SEP17	5651.50	5855.99		5,112.25CR
27JUN17	1 05SEP17	5651.00	5856.19		5,129.75CR
27JUN17	1 05SEP17	5651.50	5856.19		5,117.25CR
27JUN17	1 05SEP17	5653.50	5856.19		5,067.25CR
27JUN17	1 05SEP17	5652.00	5856.19		5,104.75CR
27JUN17	1 05SEP17	5650.50	5856.19		5,142.25CR
27JUN17	5 05SEP17	5792.89	5856.19		7,912.50CR
27JUN17	10 05SEP17	5792.69	5856.19		15,875.00CR
	<u>TOTALS</u>				
	BROUGHT FORWARD BALANCE				470,636.35DR
	SETTLEMENTS				
	LME Copper Grade A 25 tonnes. This Futures				100,283.75CR
	CARRIED FORWARD BALANCE				370,352.60DR

TRADING ADVICE AND SETTLEMENT STATEMENT



SAPIEN CAPITAL LIMITED CLIENT ACC
.

SAP0097D

5th September 2017

COB GLOBAL

Sapien Capital Limited
Suite A, 105 Piccadilly
London W1J 7NJ UK
+44 (0) 20 7340 9081
backoffice@sapiencap.com

AUTHORISED AND REGULATED BY THE
FINANCIAL CONDUCT AUTHORITY

USD US DOLLARS

Date	Description	Bought Price	Sold Price	Commission and Fees	Amount Posted
	<u>BUSINESS DONE TODAY</u>				
	CMX Gold 100 CMX				
05SEP17	S 5 DEC17 GX		1338.3	11.50DR	
05SEP17	S 5 DEC17 GX		1341.9	11.50DR	
05SEP17	S 5 DEC17 GX		1341.4	11.50DR	
05SEP17	S 5 DEC17 GX		1341.5	11.50DR	
	CMX Silver 5,000 CMX				
05SEP17	B 10 DEC17 GX	1794.0		23.00DR	
05SEP17	S 10 DEC17 GX		1796.5	23.00DR	
	Commission				92.00DR
	<u>SETTLEMENTS</u>				
	CMX Gold 100 CMX				
05SEP17	5 DEC17	1328.5	1338.3		4,900.00CR
	CMX Silver 5,000 CMX				
05SEP17	5 DEC17	1794.0	1796.5		625.00CR
05SEP17	5 DEC17	1794.0	1796.5		625.00CR
	<u>TOTALS</u>				
	BROUGHT FORWARD BALANCE				23,114.50CR
	SETTLEMENTS				
	CMX Silver Futures				1,250.00CR
	CMX Gold Futures				4,900.00CR
	COMMISSIONS				92.00DR
	CARRIED FORWARD BALANCE				29,172.50CR

TRADING ADVICE AND SETTLEMENT STATEMENT



SAPIEN CAPITAL LIMITED CLIENT ACC
.

SAP0097F

5th September 2017

COB GLOBAL

Sapien Capital Limited
Suite A, 105 Piccadilly
London W1J 7NJ UK
+44 (0) 20 7340 9081
backoffice@sapiencap.com

AUTHORISED AND REGULATED BY THE
FINANCIAL CONDUCT AUTHORITY

USD US DOLLARS

Date	Description	Bought Price	Sold Price	Commission and Fees	Amount Posted
	<u>BUSINESS DONE TODAY</u>				
	CMX Copper 25,000 CMX				
05SEP17	S 11 DEC17 GX		315.200	25.30DR	
05SEP17	S 11 DEC17 GX		315.100	25.30DR	
	Commission				50.60DR
	<u>MATCH OUTS</u>				
	LME Copper Grade A 25 tonnes. This is a LME registered client contract				
27JUN17	1 05SEP17	5660.00	5856.19		4,904.75CR
27JUN17	1 05SEP17	5659.50	5856.19		4,917.25CR
27JUN17	1 05SEP17	5657.00	5856.19		4,979.75CR
27JUN17	2 05SEP17	5657.00	5856.19		9,959.50CR
	<u>TOTALS</u>				
	BROUGHT FORWARD BALANCE				62,034.10DR
	SETTLEMENTS				
	LME Copper Grade A 25 tonnes. This Futures				24,761.25CR
	COMMISSIONS				50.60DR
	CARRIED FORWARD BALANCE				37,323.45DR

TRADING ADVICE AND SETTLEMENT STATEMENT



SAPIEN CAPITAL LIMITED CLIENT ACC
.

SAP0097H
5th September 2017
COB GLOBAL

Sapien Capital Limited
Suite A, 105 Piccadilly
London W1J 7NJ UK
+44 (0) 20 7340 9081
backoffice@sapiencap.com

AUTHORISED AND REGULATED BY THE
FINANCIAL CONDUCT AUTHORITY

USD US DOLLARS

Date	Description	Bought Price	Sold Price	Commission and Fees	Amount Posted
	<u>MATCH OUTS</u>				
	LME Copper Grade A 25 tonnes. This is a LME registered client contract				
24AUG17	1 05SEP17	5627.00	6666.75		25,993.75CR
24AUG17	1 05SEP17	5627.00	6666.75		25,993.75CR
24AUG17	1 05SEP17	5626.50	6666.75		26,006.25CR
24AUG17	1 05SEP17	5627.00	6666.75		25,993.75CR
24AUG17	1 05SEP17	5629.50	6666.75		25,931.25CR
	<u>TOTALS</u>				
	BROUGHT FORWARD BALANCE				160,284.80DR
	SETTLEMENTS				
	LME Copper Grade A 25 tonnes. This Futures				129,918.75CR
	CARRIED FORWARD BALANCE				30,366.05DR

TRADING ADVICE AND SETTLEMENT STATEMENT



SAPIEN CAPITAL LIMITED CLIENT ACC

SAP0097Q

5th September 2017

COB GLOBAL

Sapien Capital Limited
Suite A, 105 Piccadilly
London W1J 7NJ UK
+44 (0) 20 7340 9081
backoffice@sapiencap.com

AUTHORISED AND REGULATED BY THE
FINANCIAL CONDUCT AUTHORITY

USD US DOLLARS

Date	Description	Bought Price	Sold Price	Commission and Fees	Amount Posted
	<u>BUSINESS DONE TODAY</u>				
	LME Copper Grade A 25 tonnes. This is a LME registered client contract				
05SEP17	S 20 30NOV17 IFC UD		6897.98	54.00DR	
05SEP17	B 20 04DEC17 IFC UD	6899.80		54.00DR	
05SEP17	B 1 05DEC17 TTR EL	6958.00		1.56DR	
05SEP17	B 10 05DEC17 TTR EL	6959.00		15.60DR	
05SEP17	B 2 05DEC17 TTR EL	6967.50		3.12DR	
05SEP17	B 1 05DEC17 TTR EL	6966.50		1.56DR	
05SEP17	B 1 05DEC17 TTR EL	6964.00		1.56DR	
05SEP17	B 4 05DEC17 TTR EL	6954.50		6.24DR	
05SEP17	B 1 05DEC17 TTR EL	6953.50		1.56DR	
05SEP17	S 1 05DEC17 TTR EL		6918.00	1.56DR	
05SEP17	S 1 05DEC17 TTR EL		6919.50	1.56DR	
05SEP17	S 1 05DEC17 TTR EL		6931.50	1.56DR	
05SEP17	S 1 05DEC17 TTR EL		6928.50	1.56DR	
05SEP17	S 4 05DEC17 TTR EL		6927.00	6.24DR	
05SEP17	B 1 05DEC17 TTR EL	6927.50		1.56DR	
05SEP17	S 3 05DEC17 TTR EL		6926.00	4.68DR	
05SEP17	S 5 05DEC17 TTR EL		6928.00	7.80DR	
05SEP17	B 1 05DEC17 TTR EL	6927.00		1.56DR	
05SEP17	S 4 05DEC17 TTR EL		6927.50	6.24DR	
05SEP17	B 2 05DEC17 TTR EL	6926.50		3.12DR	
05SEP17	B 1 05DEC17 TTR EL	6925.50		1.56DR	
05SEP17	S 2 05DEC17 TTR EL		6895.00	3.12DR	
05SEP17	S 1 05DEC17 TTR EL		6899.50	1.56DR	
05SEP17	S 1 05DEC17 TTR EL		6894.00	1.56DR	
05SEP17	B 1 05DEC17 TTR EL	6885.00		1.56DR	
05SEP17	B 1 05DEC17 TTR EL	6886.00		1.56DR	
05SEP17	B 2 05DEC17 TTR EL	6888.50		3.12DR	
05SEP17	B 2 05DEC17 TTR EL	6888.00		3.12DR	
05SEP17	S 1 05DEC17 TTR EL		6871.50	1.56DR	
05SEP17	S 2 05DEC17 TTR EL		6864.00	3.12DR	
05SEP17	S 1 05DEC17 TTR EL		6867.00	1.56DR	
05SEP17	B 1 05DEC17 TTR EL	6856.00		1.56DR	
05SEP17	B 2 05DEC17 TTR EL	6855.50		3.12DR	
05SEP17	S 1 05DEC17 TTR EL		6835.00	1.56DR	
05SEP17	S 1 05DEC17 TTR EL		6841.50	1.56DR	
05SEP17	S 1 05DEC17 TTR EL		6842.50	1.56DR	
05SEP17	S 1 05DEC17 TTR EL		6848.00	1.56DR	
05SEP17	S 1 05DEC17 TTR EL		6850.50	1.56DR	
05SEP17	S 1 05DEC17 TTR EL		6851.00	1.56DR	
05SEP17	S 2 05DEC17 TTR EL		6847.50	3.12DR	
05SEP17	S 1 05DEC17 DMA EL		6899.50	1.56DR	
05SEP17	S 1 05DEC17 DMA EL		6848.00	1.56DR	
05SEP17	S 1 05DEC17 DMA EL		6847.50	1.56DR	
	CMX Copper 25,000 CMX				
05SEP17	B 4 DEC17 TTR GX	314.600		9.20DR	
05SEP17	B 4 DEC17 TTR GX	315.300		9.20DR	
05SEP17	B 35 DEC17 TTR GX	315.250		80.50DR	
05SEP17	S 3 DEC17 TTR GX		315.350	6.90DR	
05SEP17	B 8 DEC17 TTR GX	315.350		18.40DR	
05SEP17	S 4 DEC17 TTR GX		317.300	9.20DR	
05SEP17	S 19 DEC17 TTR GX		317.350	43.70DR	
05SEP17	S 2 DEC17 TTR GX		317.800	4.60DR	
05SEP17	S 2 DEC17 TTR GX		317.700	4.60DR	
05SEP17	S 1 DEC17 TTR GX		317.750	2.30DR	
05SEP17	S 3 DEC17 TTR GX		317.650	6.90DR	
05SEP17	S 2 DEC17 TTR GX		317.600	4.60DR	
05SEP17	S 5 DEC17 TTR GX		317.150	11.50DR	
05SEP17	S 5 DEC17 TTR GX		317.100	11.50DR	
05SEP17	S 1 DEC17 TTR GX		317.050	2.30DR	
05SEP17	B 2 DEC17 TTR GX	315.400		4.60DR	
05SEP17	B 3 DEC17 TTR GX	315.450		6.90DR	

TRADING ADVICE AND SETTLEMENT STATEMENT



SAPIEN CAPITAL LIMITED CLIENT ACC

SAP0097Q

5th September 2017

COB GLOBAL

Sapien Capital Limited
Suite A, 105 Piccadilly
London W1J 7NJ UK
+44 (0) 20 7340 9081
backoffice@sapiencap.com

AUTHORISED AND REGULATED BY THE
FINANCIAL CONDUCT AUTHORITY

USD US DOLLARS

Date	Description	Bought Price	Sold Price	Commission and Fees	Amount Posted
05SEP17	B 4 DEC17 TTR GX	315.850		9.20DR	
05SEP17	B 2 DEC17 TTR GX	316.000		4.60DR	
05SEP17	B 10 DEC17 TTR GX	315.750		23.00DR	
05SEP17	B 14 DEC17 TTR GX	315.800		32.20DR	
05SEP17	S 2 DEC17 TTR GX		315.600	4.60DR	
05SEP17	B 4 DEC17 TTR GX	314.350		9.20DR	
05SEP17	B 8 DEC17 TTR GX	314.550		18.40DR	
05SEP17	B 3 DEC17 TTR GX	314.300		6.90DR	
05SEP17	S 2 DEC17 TTR GX		313.900	4.60DR	
05SEP17	S 4 DEC17 TTR GX		314.000	9.20DR	
05SEP17	S 8 DEC17 TTR GX		314.050	18.40DR	
05SEP17	S 7 DEC17 TTR GX		314.100	16.10DR	
05SEP17	B 2 DEC17 TTR GX	313.250		4.60DR	
05SEP17	B 4 DEC17 TTR GX	312.900		9.20DR	
05SEP17	B 2 DEC17 TTR GX	313.100		4.60DR	
05SEP17	S 2 DEC17 TTR GX		312.600	4.60DR	
05SEP17	S 4 DEC17 TTR GX		312.550	9.20DR	
05SEP17	B 2 DEC17 TTR GX	311.600		4.60DR	
05SEP17	B 2 DEC17 TTR GX	311.850		4.60DR	
05SEP17	B 2 DEC17 TTR GX	311.900		4.60DR	
05SEP17	B 2 DEC17 TTR GX	312.100		4.60DR	
05SEP17	B 4 DEC17 TTR GX	312.150		9.20DR	
05SEP17	B 2 DEC17 TTR GX	312.300		4.60DR	
05SEP17	B 2 DEC17 TTR GX	312.400		4.60DR	
05SEP17	B 4 DEC17 TTR GX	312.250		9.20DR	
05SEP17	B 2 DEC17 TTR GX	312.350		4.60DR	
	Commission				697.98DR
SETTLEMENTS					
CMX Copper 25,000 CMX					
05SEP17	2 DEC17	314.550	314.050		250.00DR
05SEP17	2 DEC17	314.550	314.100		225.00DR
05SEP17	2 DEC17	314.600	314.050		275.00DR
05SEP17	2 DEC17	314.600	314.000		300.00DR
05SEP17	3 DEC17	315.250	315.350		75.00CR
05SEP17	2 DEC17	315.250	317.300		1,025.00CR
05SEP17	2 DEC17	315.250	317.350		1,050.00CR
05SEP17	2 DEC17	315.250	317.350		1,050.00CR
05SEP17	2 DEC17	315.250	317.300		1,025.00CR
05SEP17	2 DEC17	315.250	317.350		1,050.00CR
05SEP17	1 DEC17	315.250	317.350		525.00CR
05SEP17	4 DEC17	315.250	317.350		2,100.00CR
05SEP17	1 DEC17	315.300	317.350		512.50CR
05SEP17	1 DEC17	315.250	317.350		525.00CR
05SEP17	1 DEC17	315.300	317.350		512.50CR
05SEP17	3 DEC17	315.250	317.350		1,575.00CR
05SEP17	2 DEC17	315.300	317.350		1,025.00CR
05SEP17	2 DEC17	315.250	317.800		1,275.00CR
05SEP17	2 DEC17	315.250	317.700		1,225.00CR
05SEP17	1 DEC17	315.250	317.750		625.00CR
05SEP17	3 DEC17	315.250	317.650		1,800.00CR
05SEP17	2 DEC17	315.250	317.600		1,175.00CR
05SEP17	3 DEC17	315.250	317.150		1,425.00CR
05SEP17	1 DEC17	315.350	317.150		450.00CR
05SEP17	1 DEC17	315.350	317.150		450.00CR
05SEP17	1 DEC17	315.350	317.100		437.50CR
05SEP17	2 DEC17	315.350	317.100		875.00CR
05SEP17	2 DEC17	315.350	317.100		875.00CR
05SEP17	1 DEC17	315.350	317.050		425.00CR
05SEP17	2 DEC17	315.750	315.600		75.00DR
05SEP17	2 DEC17	315.800	313.900		950.00DR
05SEP17	2 DEC17	315.750	314.000		875.00DR

TRADING ADVICE AND SETTLEMENT STATEMENT



SAPIEN CAPITAL LIMITED CLIENT ACC
.

SAP0097Q

5th September 2017

COB GLOBAL

Sapien Capital Limited
Suite A, 105 Piccadilly
London W1J 7NJ UK
+44 (0) 20 7340 9081
backoffice@sapiencap.com

AUTHORISED AND REGULATED BY THE
FINANCIAL CONDUCT AUTHORITY

USD US DOLLARS

Date	Description	Bought Price	Sold Price	Commission and Fees	Amount Posted
05SEP17	1 DEC17	315.450	314.050		350.00DR
05SEP17	1 DEC17	315.400	314.050		337.50DR
05SEP17	1 DEC17	315.400	314.050		337.50DR
05SEP17	1 DEC17	315.450	314.050		350.00DR
05SEP17	1 DEC17	315.450	314.100		337.50DR
05SEP17	4 DEC17	315.850	314.100		1,750.00DR
05SEP17	2 DEC17	316.000	312.600		1,700.00DR
05SEP17	2 DEC17	315.800	312.550		1,625.00DR
05SEP17	2 DEC17	315.800	312.550		1,625.00DR
05SEP17	2 DEC17	315.800	308.800		3,500.00DR
05SEP17	2 DEC17	315.750	308.800		3,475.00DR
05SEP17	4 DEC17	315.800	308.800		7,000.00DR
05SEP17	3 DEC17	315.750	308.800		5,212.50DR
05SEP17	1 DEC17	315.750	308.750		1,750.00DR
05SEP17	1 DEC17	315.800	308.750		1,762.50DR
05SEP17	1 DEC17	315.800	308.700		1,775.00DR
05SEP17	2 DEC17	314.350	308.700		2,825.00DR
05SEP17	2 DEC17	314.350	308.700		2,825.00DR
05SEP17	2 DEC17	314.550	308.700		2,925.00DR
05SEP17	2 DEC17	314.550	308.700		2,925.00DR
05SEP17	2 DEC17	314.300	308.700		2,800.00DR
05SEP17	1 DEC17	314.300	308.700		1,400.00DR
05SEP17	2 DEC17	313.250	308.700		2,275.00DR
05SEP17	2 DEC17	312.900	308.700		2,100.00DR
05SEP17	2 DEC17	312.900	308.750		2,075.00DR
05SEP17	1 DEC17	313.100	308.750		1,087.50DR
05SEP17	1 DEC17	313.100	308.800		1,075.00DR
05SEP17	2 DEC17	311.600	308.800		1,400.00DR
05SEP17	2 DEC17	311.850	308.800		1,525.00DR
05SEP17	1 DEC17	311.900	308.750		787.50DR
05SEP17	1 DEC17	311.900	308.800		775.00DR
05SEP17	2 DEC17	312.150	308.750		1,700.00DR
05SEP17	2 DEC17	312.100	308.750		1,675.00DR
05SEP17	2 DEC17	312.150	308.750		1,700.00DR
05SEP17	2 DEC17	312.300	308.750		1,775.00DR
05SEP17	1 DEC17	312.250	308.750		875.00DR
05SEP17	1 DEC17	312.400	308.750		912.50DR
05SEP17	1 DEC17	312.400	308.800		900.00DR
05SEP17	1 DEC17	312.250	308.800		862.50DR
05SEP17	2 DEC17	312.250	308.750		1,750.00DR
05SEP17	2 DEC17	312.350	308.750		1,800.00DR
TOTALS					
BROUGHT FORWARD BALANCE					188,331.56CR
SETTLEMENTS					
CMX Copper Futures					55,500.00DR
COMMISSIONS					697.98DR
CARRIED FORWARD BALANCE					132,133.58CR

TRADING ADVICE AND SETTLEMENT STATEMENT



SAPIEN CAPITAL LIMITED CLIENT ACC

SAP0097R

5th September 2017

COB GLOBAL

Sapien Capital Limited
Suite A, 105 Piccadilly
London W1J 7NJ UK
+44 (0) 20 7340 9081
backoffice@sapiencap.com

AUTHORISED AND REGULATED BY THE
FINANCIAL CONDUCT AUTHORITY

USD US DOLLARS

Date	Description	Bought Price	Sold Price	Commission and Fees	Amount Posted
	<u>BUSINESS DONE TODAY</u>				
	LME Copper Grade A 25 tonnes. This is a LME registered client contract				
05SEP17	S 25 30NOV17 IFC UD		6897.98	67.50DR	
05SEP17	B 25 04DEC17 IFC UD	6899.80		67.50DR	
05SEP17	B 2 05DEC17 TTR EL	6938.00		3.12DR	
05SEP17	B 1 05DEC17 TTR EL	6940.00		1.56DR	
05SEP17	B 4 05DEC17 TTR EL	6939.00		6.24DR	
05SEP17	B 1 05DEC17 TTR EL	6938.50		1.56DR	
05SEP17	B 1 05DEC17 TTR EL	6934.50		1.56DR	
05SEP17	B 1 05DEC17 TTR EL	6933.50		1.56DR	
05SEP17	B 2 05DEC17 TTR EL	6932.00		3.12DR	
05SEP17	B 1 05DEC17 TTR EL	6932.50		1.56DR	
05SEP17	B 1 05DEC17 TTR EL	6951.00		1.56DR	
05SEP17	B 1 05DEC17 TTR EL	6950.00		1.56DR	
05SEP17	B 1 05DEC17 TTR EL	6959.00		1.56DR	
05SEP17	B 1 05DEC17 TTR EL	6967.00		1.56DR	
05SEP17	B 1 05DEC17 TTR EL	6966.00		1.56DR	
05SEP17	B 1 05DEC17 TTR EL	6963.50		1.56DR	
05SEP17	B 1 05DEC17 TTR EL	6964.00		1.56DR	
05SEP17	B 3 05DEC17 TTR EL	6957.00		4.68DR	
05SEP17	B 3 05DEC17 TTR EL	6955.00		4.68DR	
05SEP17	B 1 05DEC17 TTR EL	6954.00		1.56DR	
05SEP17	B 1 05DEC17 TTR EL	6953.00		1.56DR	
05SEP17	B 1 05DEC17 TTR EL	6950.50		1.56DR	
05SEP17	B 1 05DEC17 TTR EL	6952.00		1.56DR	
05SEP17	S 1 05DEC17 TTR EL		6942.50	1.56DR	
05SEP17	S 1 05DEC17 TTR EL		6944.50	1.56DR	
05SEP17	B 4 05DEC17 TTR EL	6935.00		6.24DR	
05SEP17	B 1 05DEC17 DMA EL	6938.00		1.56DR	
05SEP17	B 1 05DEC17 DMA EL	6936.50		1.56DR	
05SEP17	B 1 05DEC17 DMA EL	6932.00		1.56DR	
05SEP17	S 1 05DEC17 TTR EL		6940.00	1.56DR	
05SEP17	S 3 05DEC17 TTR EL		6939.50	4.68DR	
05SEP17	S 2 05DEC17 TTR EL		6939.00	3.12DR	
05SEP17	S 7 05DEC17 TTR EL		6938.50	10.92DR	
05SEP17	S 1 05DEC17 TTR EL		6937.00	1.56DR	
05SEP17	S 1 05DEC17 TTR EL		6921.50	1.56DR	
05SEP17	S 1 05DEC17 TTR EL		6920.00	1.56DR	
05SEP17	S 1 05DEC17 TTR EL		6925.50	1.56DR	
05SEP17	S 1 05DEC17 TTR EL		6927.00	1.56DR	
05SEP17	S 1 05DEC17 TTR EL		6930.00	1.56DR	
05SEP17	S 1 05DEC17 TTR EL		6931.50	1.56DR	
05SEP17	S 2 05DEC17 TTR EL		6928.00	3.12DR	
05SEP17	S 6 05DEC17 TTR EL		6926.50	9.36DR	
05SEP17	S 2 05DEC17 TTR EL		6927.50	3.12DR	
05SEP17	S 3 05DEC17 TTR EL		6921.00	4.68DR	
05SEP17	S 1 05DEC17 DMA EL		6939.00	1.56DR	
05SEP17	S 1 05DEC17 DMA EL		6921.50	1.56DR	
05SEP17	S 2 05DEC17 TTR EL		6901.50	3.12DR	
05SEP17	S 1 05DEC17 TTR EL		6900.00	1.56DR	
05SEP17	S 1 05DEC17 TTR EL		6899.00	1.56DR	
05SEP17	S 1 05DEC17 TTR EL		6896.00	1.56DR	
05SEP17	S 1 05DEC17 TTR EL		6895.50	1.56DR	
05SEP17	S 1 05DEC17 TTR EL		6896.50	1.56DR	
05SEP17	S 1 05DEC17 TTR EL		6894.50	1.56DR	
05SEP17	S 1 05DEC17 TTR EL		6897.00	1.56DR	
05SEP17	S 1 05DEC17 TTR EL		6894.00	1.56DR	
05SEP17	B 1 05DEC17 TTR EL	6888.00		1.56DR	
05SEP17	B 2 05DEC17 TTR EL	6890.50		3.12DR	
05SEP17	B 1 05DEC17 TTR EL	6889.00		1.56DR	
05SEP17	B 1 05DEC17 TTR EL	6886.00		1.56DR	
05SEP17	B 2 05DEC17 TTR EL	6888.50		3.12DR	
05SEP17	B 1 05DEC17 TTR EL	6885.50		1.56DR	
05SEP17	S 1 05DEC17 TTR EL		6881.50	1.56DR	

TRADING ADVICE AND SETTLEMENT STATEMENT



SAPIEN CAPITAL LIMITED CLIENT ACC

SAP0097R

5th September 2017

COB GLOBAL

Sapien Capital Limited
Suite A, 105 Piccadilly
London W1J 7NJ UK
+44 (0) 20 7340 9081
backoffice@sapiencap.com

AUTHORISED AND REGULATED BY THE
FINANCIAL CONDUCT AUTHORITY

USD US DOLLARS

Date	Description	Bought Price	Sold Price	Commission and Fees	Amount Posted
05SEP17	S 1 05DEC17 TTR EL		6871.50	1.56DR	
05SEP17	S 2 05DEC17 TTR EL		6872.00	3.12DR	
05SEP17	S 1 05DEC17 TTR EL		6874.00	1.56DR	
05SEP17	S 1 05DEC17 TTR EL		6875.00	1.56DR	
05SEP17	B 1 05DEC17 TTR EL	6876.00		1.56DR	
05SEP17	S 1 05DEC17 TTR EL		6867.50	1.56DR	
05SEP17	S 2 05DEC17 TTR EL		6866.50	3.12DR	
05SEP17	S 1 05DEC17 TTR EL		6865.00	1.56DR	
05SEP17	B 1 05DEC17 TTR EL	6863.00		1.56DR	
05SEP17	S 1 05DEC17 DMA EL		6867.50	1.56DR	
05SEP17	B 1 05DEC17 DMA EL	6863.00		1.56DR	
	CMX Copper 25,000 CMX				
05SEP17	S 2 DEC17 TTR GX		313.750	4.60DR	
05SEP17	B 2 DEC17 TTR GX	313.850		4.60DR	
05SEP17	B 2 DEC17 TTR GX	314.050		4.60DR	
05SEP17	B 4 DEC17 TTR GX	313.950		9.20DR	
05SEP17	B 3 DEC17 TTR GX	314.250		6.90DR	
05SEP17	S 3 DEC17 TTR GX		314.300	6.90DR	
05SEP17	B 1 DEC17 TTR GX	314.700		2.30DR	
05SEP17	B 4 DEC17 TTR GX	314.600		9.20DR	
05SEP17	B 1 DEC17 TTR GX	314.500		2.30DR	
05SEP17	B 8 DEC17 TTR GX	314.750		18.40DR	
05SEP17	B 14 DEC17 TTR GX	314.800		32.20DR	
05SEP17	S 2 DEC17 TTR GX		314.600	4.60DR	
05SEP17	S 2 DEC17 TTR GX		314.700	4.60DR	
05SEP17	S 5 DEC17 TTR GX		314.650	11.50DR	
05SEP17	S 2 DEC17 TTR GX		314.500	4.60DR	
05SEP17	S 4 DEC17 TTR GX		314.450	9.20DR	
05SEP17	S 11 DEC17 TTR GX		314.350	25.30DR	
05SEP17	S 1 DEC17 TTR GX		314.250	2.30DR	
05SEP17	S 14 DEC17 TTR GX		314.050	32.20DR	
05SEP17	B 2 DEC17 TTR GX	314.850		4.60DR	
05SEP17	S 2 DEC17 TTR GX		314.950	4.60DR	
05SEP17	B 4 DEC17 TTR GX	315.100		9.20DR	
05SEP17	B 6 DEC17 TTR GX	315.050		13.80DR	
05SEP17	B 5 DEC17 TTR GX	315.150		11.50DR	
05SEP17	B 8 DEC17 TTR GX	315.200		18.40DR	
05SEP17	B 4 DEC17 TTR GX	315.450		9.20DR	
05SEP17	B 8 DEC17 TTR GX	315.350		18.40DR	
05SEP17	S 4 DEC17 TTR GX		315.250	9.20DR	
05SEP17	S 1 DEC17 TTR GX		315.400	2.30DR	
05SEP17	B 13 DEC17 TTR GX	315.300		29.90DR	
05SEP17	B 7 DEC17 TTR GX	315.250		16.10DR	
05SEP17	S 7 DEC17 TTR GX		316.350	16.10DR	
05SEP17	S 4 DEC17 TTR GX		316.300	9.20DR	
05SEP17	S 7 DEC17 TTR GX		316.400	16.10DR	
05SEP17	S 2 DEC17 TTR GX		316.200	4.60DR	
05SEP17	S 5 DEC17 TTR GX		316.150	11.50DR	
05SEP17	S 6 DEC17 TTR GX		316.050	13.80DR	
05SEP17	S 4 DEC17 TTR GX		316.100	9.20DR	
05SEP17	S 2 DEC17 TTR GX		316.850	4.60DR	
05SEP17	S 2 DEC17 TTR GX		316.900	4.60DR	
05SEP17	B 2 DEC17 TTR GX	317.200		4.60DR	
05SEP17	S 2 DEC17 TTR GX		317.250	4.60DR	
05SEP17	S 2 DEC17 TTR GX		317.400	4.60DR	
05SEP17	S 2 DEC17 TTR GX		317.700	4.60DR	
05SEP17	S 2 DEC17 TTR GX		317.550	4.60DR	
05SEP17	S 4 DEC17 TTR GX		317.600	9.20DR	
05SEP17	S 3 DEC17 TTR GX		317.350	6.90DR	
05SEP17	S 5 DEC17 TTR GX		317.300	11.50DR	
05SEP17	S 6 DEC17 TTR GX		317.200	13.80DR	
05SEP17	S 3 DEC17 TTR GX		317.100	6.90DR	
05SEP17	S 3 DEC17 TTR GX		317.150	6.90DR	
05SEP17	S 4 DEC17 TTR GX		317.000	9.20DR	
05SEP17	B 2 DEC17 TTR GX	316.500		4.60DR	
05SEP17	B 2 DEC17 TTR GX	316.600		4.60DR	

TRADING ADVICE AND SETTLEMENT STATEMENT



SAPIEN CAPITAL LIMITED CLIENT ACC

SAP0097R

5th September 2017

COB GLOBAL

Sapien Capital Limited
Suite A, 105 Piccadilly
London W1J 7NJ UK
+44 (0) 20 7340 9081
backoffice@sapiencap.com

AUTHORISED AND REGULATED BY THE
FINANCIAL CONDUCT AUTHORITY

USD US DOLLARS

Date	Description	Bought Price	Sold Price	Commission and Fees	Amount Posted
05SEP17	B 2 DEC17 TTR GX	316.550		4.60DR	
05SEP17	S 4 DEC17 TTR GX		316.450	9.20DR	
05SEP17	S 6 DEC17 TTR GX		316.250	13.80DR	
05SEP17	B 2 DEC17 TTR GX	316.400		4.60DR	
05SEP17	B 4 DEC17 TTR GX	316.450		9.20DR	
05SEP17	B 21 DEC17 TTR GX	316.350		48.30DR	
05SEP17	B 6 DEC17 TTR GX	316.300		13.80DR	
05SEP17	B 12 DEC17 TTR GX	315.500		27.60DR	
05SEP17	B 1 DEC17 TTR GX	315.950		2.30DR	
05SEP17	B 3 DEC17 TTR GX	316.000		6.90DR	
05SEP17	B 4 DEC17 TTR GX	315.850		9.20DR	
05SEP17	B 15 DEC17 TTR GX	315.750		34.50DR	
05SEP17	B 7 DEC17 TTR GX	315.800		16.10DR	
05SEP17	B 1 DEC17 TTR GX	315.600		2.30DR	
05SEP17	B 6 DEC17 TTR GX	315.550		13.80DR	
05SEP17	B 20 DEC17 TTR GX	314.650		46.00DR	
05SEP17	B 4 DEC17 TTR GX	314.550		9.20DR	
05SEP17	B 3 DEC17 TTR GX	314.400		6.90DR	
05SEP17	B 2 DEC17 TTR GX	314.450		4.60DR	
05SEP17	B 9 DEC17 TTR GX	314.350		20.70DR	
05SEP17	B 14 DEC17 TTR GX	314.300		32.20DR	
05SEP17	S 8 DEC17 TTR GX		314.200	18.40DR	
05SEP17	S 11 DEC17 TTR GX		314.150	25.30DR	
05SEP17	S 4 DEC17 TTR GX		314.000	9.20DR	
05SEP17	S 2 DEC17 TTR GX		313.950	4.60DR	
05SEP17	B 2 DEC17 TTR GX	314.100		4.60DR	
05SEP17	S 17 DEC17 TTR GX		314.100	39.10DR	
05SEP17	S 2 DEC17 TTR GX		313.900	4.60DR	
05SEP17	B 4 DEC17 TTR GX	313.750		9.20DR	
05SEP17	B 2 DEC17 TTR GX	313.250		4.60DR	
05SEP17	B 2 DEC17 TTR GX	313.400		4.60DR	
05SEP17	B 2 DEC17 TTR GX	313.450		4.60DR	
05SEP17	S 2 DEC17 TTR GX		313.500	4.60DR	
05SEP17	B 5 DEC17 TTR GX	313.300		11.50DR	
05SEP17	B 2 DEC17 TTR GX	313.100		4.60DR	
05SEP17	B 2 DEC17 TTR GX	313.000		4.60DR	
05SEP17	B 4 DEC17 TTR GX	313.050		9.20DR	
05SEP17	B 3 DEC17 TTR GX	312.950		6.90DR	
05SEP17	S 2 DEC17 TTR GX		312.950	4.60DR	
05SEP17	S 3 DEC17 TTR GX		312.750	6.90DR	
	Commission				1,346.86DR
SETTLEMENTS					
CMX Copper 25,000 CMX					
05SEP17	2 DEC17	313.950	313.750		100.00DR
05SEP17	2 DEC17	313.750	314.300		275.00CR
05SEP17	1 DEC17	313.850	314.300		112.50CR
05SEP17	1 DEC17	313.850	314.050		50.00CR
05SEP17	2 DEC17	314.050	314.050		0.00
05SEP17	2 DEC17	313.950	314.050		50.00CR
05SEP17	1 DEC17	314.250	314.050		50.00DR
05SEP17	1 DEC17	314.250	314.100		37.50DR
05SEP17	2 DEC17	314.350	314.100		125.00DR
05SEP17	1 DEC17	314.250	314.200		12.50DR
05SEP17	1 DEC17	314.300	314.200		25.00DR
05SEP17	2 DEC17	314.300	314.600		150.00CR
05SEP17	2 DEC17	314.300	314.700		200.00CR
05SEP17	4 DEC17	314.300	314.650		350.00CR
05SEP17	1 DEC17	314.400	314.650		62.50CR
05SEP17	2 DEC17	314.350	314.500		75.00CR
05SEP17	2 DEC17	314.650	314.350		150.00DR
05SEP17	1 DEC17	314.600	314.350		62.50DR

TRADING ADVICE AND SETTLEMENT STATEMENT



SAPIEN CAPITAL LIMITED CLIENT ACC

SAP0097R

5th September 2017

COB GLOBAL

Sapien Capital Limited
Suite A, 105 Piccadilly
London W1J 7NJ UK
+44 (0) 20 7340 9081
backoffice@sapiencap.com

AUTHORISED AND REGULATED BY THE
FINANCIAL CONDUCT AUTHORITY

USD US DOLLARS

Date	Description	Bought Price	Sold Price	Commission and Fees	Amount Posted
05SEP17	1 DEC17	314.650	314.350		75.00DR
05SEP17	2 DEC17	314.650	314.450		100.00DR
05SEP17	1 DEC17	314.600	314.450		37.50DR
05SEP17	1 DEC17	314.650	314.450		50.00DR
05SEP17	3 DEC17	314.650	314.350		225.00DR
05SEP17	1 DEC17	314.600	314.350		62.50DR
05SEP17	1 DEC17	314.700	314.350		87.50DR
05SEP17	2 DEC17	314.650	314.350		150.00DR
05SEP17	1 DEC17	314.650	314.100		137.50DR
05SEP17	2 DEC17	314.650	314.050		300.00DR
05SEP17	1 DEC17	314.600	314.100		125.00DR
05SEP17	2 DEC17	314.650	314.150		250.00DR
05SEP17	1 DEC17	314.500	314.150		87.50DR
05SEP17	1 DEC17	314.750	314.150		150.00DR
05SEP17	2 DEC17	314.750	314.200		275.00DR
05SEP17	2 DEC17	314.800	314.150		325.00DR
05SEP17	1 DEC17	314.800	314.250		137.50DR
05SEP17	4 DEC17	314.750	314.050		700.00DR
05SEP17	1 DEC17	314.750	314.100		162.50DR
05SEP17	5 DEC17	314.800	314.100		875.00DR
05SEP17	3 DEC17	314.800	314.150		487.50DR
05SEP17	2 DEC17	314.800	314.050		375.00DR
05SEP17	1 DEC17	314.800	314.000		200.00DR
05SEP17	2 DEC17	314.850	314.950		50.00CR
05SEP17	2 DEC17	315.050	315.250		100.00CR
05SEP17	2 DEC17	315.150	315.250		50.00CR
05SEP17	1 DEC17	315.200	315.400		50.00CR
05SEP17	2 DEC17	315.200	316.350		575.00CR
05SEP17	1 DEC17	315.200	316.400		300.00CR
05SEP17	1 DEC17	315.300	316.400		275.00CR
05SEP17	2 DEC17	315.300	316.450		575.00CR
05SEP17	1 DEC17	315.100	316.300		300.00CR
05SEP17	1 DEC17	315.100	316.300		300.00CR
05SEP17	2 DEC17	315.100	316.250		575.00CR
05SEP17	2 DEC17	315.050	316.400		675.00CR
05SEP17	2 DEC17	315.050	316.350		650.00CR
05SEP17	2 DEC17	315.150	316.350		600.00CR
05SEP17	1 DEC17	315.150	316.300		287.50CR
05SEP17	1 DEC17	315.200	316.350		287.50CR
05SEP17	1 DEC17	315.200	316.300		275.00CR
05SEP17	2 DEC17	315.200	316.400		600.00CR
05SEP17	1 DEC17	315.250	316.400		287.50CR
05SEP17	1 DEC17	315.250	316.150		225.00CR
05SEP17	1 DEC17	315.350	316.150		200.00CR
05SEP17	2 DEC17	315.350	316.100		375.00CR
05SEP17	1 DEC17	315.350	316.050		175.00CR
05SEP17	1 DEC17	315.450	316.050		150.00CR
05SEP17	2 DEC17	315.450	316.200		375.00CR
05SEP17	1 DEC17	315.450	316.150		175.00CR
05SEP17	2 DEC17	315.500	316.150		325.00CR
05SEP17	3 DEC17	315.500	316.050		412.50CR
05SEP17	1 DEC17	315.350	316.050		175.00CR
05SEP17	2 DEC17	315.350	316.100		375.00CR
05SEP17	1 DEC17	315.350	316.850		375.00CR
05SEP17	1 DEC17	315.300	316.850		387.50CR
05SEP17	2 DEC17	315.300	316.900		800.00CR
05SEP17	1 DEC17	315.300	317.100		450.00CR
05SEP17	2 DEC17	315.300	317.200		950.00CR
05SEP17	2 DEC17	315.300	317.200		950.00CR
05SEP17	2 DEC17	315.300	317.250		975.00CR
05SEP17	2 DEC17	315.250	317.400		1,075.00CR
05SEP17	2 DEC17	315.250	317.700		1,225.00CR
05SEP17	1 DEC17	315.250	317.600		587.50CR
05SEP17	1 DEC17	317.200	317.600		100.00CR
05SEP17	1 DEC17	317.200	317.550		87.50CR
05SEP17	1 DEC17	316.350	317.550		300.00CR

TRADING ADVICE AND SETTLEMENT STATEMENT



SAPIEN CAPITAL LIMITED CLIENT ACC

SAP0097R

5th September 2017

COB GLOBAL

Sapien Capital Limited
Suite A, 105 Piccadilly
London W1J 7NJ UK
+44 (0) 20 7340 9081
backoffice@sapiencap.com

AUTHORISED AND REGULATED BY THE
FINANCIAL CONDUCT AUTHORITY

USD US DOLLARS

Date	Description	Bought Price	Sold Price	Commission and Fees	Amount Posted
05SEP17	1 DEC17	316.350	317.600		312.50CR
05SEP17	1 DEC17	316.350	317.600		312.50CR
05SEP17	3 DEC17	316.350	317.350		750.00CR
05SEP17	2 DEC17	316.350	317.300		475.00CR
05SEP17	2 DEC17	316.300	317.300		500.00CR
05SEP17	1 DEC17	316.300	317.300		250.00CR
05SEP17	2 DEC17	316.500	317.200		350.00CR
05SEP17	2 DEC17	316.600	317.150		275.00CR
05SEP17	2 DEC17	316.550	317.100		275.00CR
05SEP17	2 DEC17	316.350	317.000		325.00CR
05SEP17	1 DEC17	316.350	317.150		200.00CR
05SEP17	1 DEC17	316.350	317.000		162.50CR
05SEP17	1 DEC17	316.350	317.000		162.50CR
05SEP17	1 DEC17	316.350	316.450		25.00CR
05SEP17	1 DEC17	316.400	316.450		12.50CR
05SEP17	1 DEC17	316.400	316.250		37.50DR
05SEP17	3 DEC17	316.450	316.250		150.00DR
05SEP17	1 DEC17	316.450	314.100		587.50DR
05SEP17	1 DEC17	316.350	314.100		562.50DR
05SEP17	1 DEC17	316.350	314.200		537.50DR
05SEP17	1 DEC17	316.350	314.200		537.50DR
05SEP17	2 DEC17	316.350	314.200		1,075.00DR
05SEP17	2 DEC17	316.350	314.150		1,100.00DR
05SEP17	3 DEC17	316.300	314.000		1,725.00DR
05SEP17	1 DEC17	315.550	313.950		400.00DR
05SEP17	1 DEC17	315.550	313.950		400.00DR
05SEP17	2 DEC17	315.550	314.100		725.00DR
05SEP17	2 DEC17	315.500	314.100		700.00DR
05SEP17	2 DEC17	315.500	313.900		800.00DR
05SEP17	2 DEC17	315.500	313.500		1,000.00DR
05SEP17	1 DEC17	315.500	312.950		637.50DR
05SEP17	1 DEC17	315.750	312.950		700.00DR
05SEP17	2 DEC17	315.750	312.750		1,500.00DR
05SEP17	1 DEC17	315.800	312.750		762.50DR
05SEP17	1 DEC17	315.800	311.200		1,150.00DR
05SEP17	6 DEC17	315.750	311.200		6,825.00DR
05SEP17	2 DEC17	315.800	311.200		2,300.00DR
05SEP17	1 DEC17	315.950	311.200		1,187.50DR
05SEP17	1 DEC17	316.000	311.200		1,200.00DR
05SEP17	2 DEC17	316.000	311.200		2,400.00DR
05SEP17	2 DEC17	315.850	311.200		2,325.00DR
05SEP17	2 DEC17	315.850	311.250		2,300.00DR
05SEP17	1 DEC17	315.800	311.200		1,150.00DR
05SEP17	4 DEC17	315.750	311.200		4,550.00DR
05SEP17	2 DEC17	315.750	310.300		2,725.00DR
05SEP17	2 DEC17	315.800	310.350		2,725.00DR
05SEP17	1 DEC17	315.600	310.300		1,325.00DR
05SEP17	2 DEC17	315.550	310.300		2,625.00DR
05SEP17	1 DEC17	314.650	310.300		1,087.50DR
05SEP17	3 DEC17	314.650	310.250		3,300.00DR
05SEP17	2 DEC17	314.550	310.750		1,900.00DR
05SEP17	2 DEC17	314.550	310.800		1,875.00DR
05SEP17	2 DEC17	314.300	310.850		1,725.00DR
05SEP17	3 DEC17	314.350	310.800		2,662.50DR
05SEP17	1 DEC17	314.400	310.800		900.00DR
05SEP17	1 DEC17	314.400	310.750		912.50DR
05SEP17	1 DEC17	314.300	310.750		887.50DR
05SEP17	1 DEC17	314.300	310.800		875.00DR
05SEP17	1 DEC17	314.450	310.800		912.50DR
05SEP17	1 DEC17	314.450	310.750		925.00DR
05SEP17	2 DEC17	314.350	310.800		1,775.00DR
05SEP17	1 DEC17	314.300	310.750		887.50DR
05SEP17	1 DEC17	314.100	310.750		837.50DR
05SEP17	1 DEC17	314.100	310.700		850.00DR
05SEP17	2 DEC17	313.750	310.700		1,525.00DR
05SEP17	2 DEC17	313.250	311.150		1,050.00DR

TRADING ADVICE AND SETTLEMENT STATEMENT



SAPIEN CAPITAL LIMITED CLIENT ACC
.

SAP0097R

5th September 2017

COB GLOBAL

Sapien Capital Limited
Suite A, 105 Piccadilly
London W1J 7NJ UK
+44 (0) 20 7340 9081
backoffice@sapiencap.com

AUTHORISED AND REGULATED BY THE
FINANCIAL CONDUCT AUTHORITY

USD US DOLLARS

Date	Description	Bought Price	Sold Price	Commission and Fees	Amount Posted
05SEP17	1 DEC17	313.300	311.200		525.00DR
05SEP17	1 DEC17	313.300	311.150		537.50DR
05SEP17	2 DEC17	313.300	311.150		1,075.00DR
05SEP17	1 DEC17	313.400	311.150		562.50DR
05SEP17	1 DEC17	313.400	311.100		575.00DR
05SEP17	1 DEC17	313.450	311.150		575.00DR
05SEP17	1 DEC17	313.450	311.150		575.00DR
05SEP17	1 DEC17	313.300	312.750		137.50DR
05SEP17	2 DEC17	313.100	312.750		175.00DR
05SEP17	1 DEC17	313.050	312.750		75.00DR
05SEP17	1 DEC17	313.050	312.750		75.00DR
05SEP17	1 DEC17	313.000	312.750		62.50DR
05SEP17	1 DEC17	313.000	312.850		37.50DR
05SEP17	1 DEC17	313.050	312.900		37.50DR
05SEP17	1 DEC17	313.050	312.850		50.00DR
05SEP17	2 DEC17	312.950	312.850		50.00DR
05SEP17	1 DEC17	312.950	312.950		0.00
<u>TOTALS</u>					
BROUGHT FORWARD BALANCE					198,557.48CR
SETTLEMENTS					
CMX Copper Futures					60,925.00DR
COMMISSIONS					1,346.86DR
CARRIED FORWARD BALANCE					136,285.62CR

TRADING ADVICE AND SETTLEMENT STATEMENT



SAPIEN CAPITAL LIMITED
SAP0097 ARBS
SUITE A, 105 PICCADILLY
LONDON
W1J 7NJ

SAPAB097

5th Sep 2017

COB Global

MACQUARIE BANK LIMITED LONDON BRANCH
ROPEMAKER PLACE 28 ROPEMAKER STREET
LONDON EC2Y 9HD PHONE (44) 20 3037 4343
Authorised and regulated by the Australian Prudential
Regulation Authority. Authorised by the Prudential
Regulation Authority. Subject to regulation by the Financial
Conduct Authority and limited regulation by the
Prudential Regulation Authority. Details about the extent
of our regulation by the Prudential Regulation Authority are
available from us on request.

USD US DOLLARS

Date	Description	Commission and Fees	Amount Posted
	<u>TOTALS</u>		
	BROUGHT FORWARD BALANCE		1,974,535.16CR
	SETTLEMENTS		
	CMX Copper Futures		116,425.00DR
	CMX Gold Futures		4,900.00CR
	CMX Silver Futures		1,250.00CR
	LME Copper Grade A 25 tonnes. This Futures		254,963.75CR
	COMMISSIONS		2,187.44DR
	CARRIED FORWARD BALANCE		2,117,036.47CR

TRADING ADVICE AND SETTLEMENT STATEMENT



SAPIEN CAPITAL LIMITED CLIENT ACC
.

SAP0101A
5th September 2017
COB GLOBAL

Sapien Capital Limited
Suite A, 105 Piccadilly
London W1J 7NJ UK
+44 (0) 20 7340 9081
backoffice@sapiencap.com

AUTHORISED AND REGULATED BY THE
FINANCIAL CONDUCT AUTHORITY

USD US DOLLARS

Date	Description	Bought Price	Sold Price	Commission and Fees	Amount Posted
	<u>BUSINESS DONE TODAY</u> LME Copper Grade A 25 tonnes. This is a LME registered client contract				
05SEP17	B 5 05DEC17 DMA EL Commission	6922.50		25.00DR	25.00DR
	<u>INTER ACCOUNT TRANSFER</u>				
05SEP17	SAP0101A to SAP0101B				225,000.00DR
	<u>TOTALS</u>				
	BROUGHT FORWARD BALANCE				19,862.25CR
	CASH PAYMENTS/RECEIPTS				225,000.00DR
	COMMISSIONS				25.00DR
	CARRIED FORWARD BALANCE				205,162.75DR

TRADING ADVICE AND SETTLEMENT STATEMENT



SAPIEN CAPITAL LIMITED
SAP0101 ARBS
SUITE A, 105 PICCADILLY
LONDON
W1J 7NJ

SAPAB101

5th Sep 2017

COB Global

MACQUARIE BANK LIMITED LONDON BRANCH
ROPEMAKER PLACE 28 ROPEMAKER STREET
LONDON EC2Y 9HD PHONE (44) 20 3037 4343

Authorised and regulated by the Australian Prudential Regulation Authority. Authorised by the Prudential Regulation Authority. Subject to regulation by the Financial Conduct Authority and limited regulation by the Prudential Regulation Authority. Details about the extent of our regulation by the Prudential Regulation Authority are available from us on request.

USD US DOLLARS

Date	Description	Commission and Fees	Amount Posted
	<u>TOTALS</u>		
	BROUGHT FORWARD BALANCE		19,862.25CR
	CASH PAYMENTS/RECEIPTS		225,000.00DR
	COMMISSIONS		25.00DR
	CARRIED FORWARD BALANCE		205,162.75DR

TRADING ADVICE AND SETTLEMENT STATEMENT



SAPIEN CAPITAL LIMITED CLIENT ACC
.

SAP0103K
5th September 2017
COB GLOBAL


Sapien Capital Limited
Suite A, 105 Piccadilly
London W1J 7NJ UK
+44 (0) 20 7340 9081
backoffice@sapiencap.com

AUTHORISED AND REGULATED BY THE
FINANCIAL CONDUCT AUTHORITY

USD US DOLLARS

Date	Description	Bought Price	Sold Price	Commission and Fees	Amount Posted
	<u>BUSINESS DONE TODAY</u>				
	CMX Copper 25,000 CMX				
05SEP17	S 2 DEC17 CQG GX		315.300	4.60DR	
05SEP17	S 9 DEC17 CQG GX		315.350	20.70DR	
	Commission				25.30DR
	<u>MATCH OUTS</u>				
	LME Copper Grade A 25 tonnes. This is a LME registered client contract				
03JUL17	1 05SEP17	5644.00	5924.47		7,011.75CR
03JUL17	1 05SEP17	5645.00	5924.47		6,986.75CR
03JUL17	1 05SEP17	5648.00	5924.47		6,911.75CR
03JUL17	1 05SEP17	5650.00	5924.47		6,861.75CR
03JUL17	1 05SEP17	5650.00	5924.47		6,861.75CR
	<u>TOTALS</u>				
	BROUGHT FORWARD BALANCE				129,056.55DR
	SETTLEMENTS				
	LME Copper Grade A 25 tonnes. This Futures				34,633.75CR
	COMMISSIONS				25.30DR
	CARRIED FORWARD BALANCE				94,448.10DR

TRADING ADVICE AND SETTLEMENT STATEMENT



SAPIEN CAPITAL LIMITED
SAP0103 ARBS
SUITE A, 105 PICCADILLY
LONDON
W1J 7NJ

SAPAB103
5th Sep 2017
COB Global

MACQUARIE BANK LIMITED LONDON BRANCH
ROPEMAKER PLACE 28 ROPEMAKER STREET
LONDON EC2Y 9HD PHONE (44) 20 3037 4343
Authorised and regulated by the Australian Prudential
Regulation Authority. Authorised by the Prudential
Regulation Authority. Subject to regulation by the Financial
Conduct Authority and limited regulation by the
Prudential Regulation Authority. Details about the extent
of our regulation by the Prudential Regulation Authority are
available from us on request.

USD US DOLLARS

Date	Description	Commission and Fees	Amount Posted
	<u>TOTALS</u>		
	BROUGHT FORWARD BALANCE		129,056.55DR
	SETTLEMENTS		
	LME Copper Grade A 25 tonnes. This Futures		34,633.75CR
	COMMISSIONS		25.30DR
	CARRIED FORWARD BALANCE		94,448.10DR

TRADING ADVICE AND SETTLEMENT STATEMENT



SAPIEN CAPITAL LIMITED CLIENT ACC
.

SAP0118B

5th September 2017

COB GLOBAL

Sapien Capital Limited
Suite A, 105 Piccadilly
London W1J 7NJ UK
+44 (0) 20 7340 9081
backoffice@sapiencap.com

AUTHORISED AND REGULATED BY THE
FINANCIAL CONDUCT AUTHORITY

USD US DOLLARS

Date	Description	Bought Price	Sold Price	Commission and Fees	Amount Posted
	<u>BUSINESS DONE TODAY</u>				
	LME Copper Grade A 25 tonnes. This is a LME registered client contract				
05SEP17	S 7 08SEP17 IFC UD		6870.44	18.90DR	
05SEP17	B 5 20SEP17 IFC UD	6873.20		13.50DR	
05SEP17	B 2 22SEP17 IFC UD	6871.20		5.40DR	
	Commission				37.80DR
	<u>MATCH OUTS</u>				
	LME Copper Grade A 25 tonnes. This is a LME registered client contract				
07JUN17	1 05SEP17	5638.00	5619.88		453.00DR
07JUN17	1 05SEP17	5641.00	5619.88		528.00DR
07JUN17	1 05SEP17	5642.00	5619.88		553.00DR
07JUN17	1 05SEP17	5642.00	5619.88		553.00DR
07JUN17	1 05SEP17	5644.50	5619.88		615.50DR
07JUN17	1 05SEP17	5648.00	5619.88		703.00DR
07JUN17	1 05SEP17	5648.00	5619.88		703.00DR
07JUN17	1 05SEP17	5647.00	5619.88		678.00DR
07JUN17	1 05SEP17	5660.50	5619.88		1,015.50DR
07JUN17	1 05SEP17	5637.00	5619.88		428.00DR
	<u>TOTALS</u>				
	BROUGHT FORWARD BALANCE				519,846.70DR
	SETTLEMENTS				
	LME Copper Grade A 25 tonnes. This Futures				6,230.00DR
	COMMISSIONS				37.80DR
	CARRIED FORWARD BALANCE				526,114.50DR

TRADING ADVICE AND SETTLEMENT STATEMENT



SAPIEN CAPITAL LIMITED CLIENT ACC
.

SAP0118D
5th September 2017
COB GLOBAL

Sapien Capital Limited
Suite A, 105 Piccadilly
London W1J 7NJ UK
+44 (0) 20 7340 9081
backoffice@sapiencap.com

AUTHORISED AND REGULATED BY THE
FINANCIAL CONDUCT AUTHORITY

USD US DOLLARS

Date	Description	Bought Price	Sold Price	Commission and Fees	Amount Posted
	<u>BUSINESS DONE TODAY</u>				
	LME Copper Grade A 25 tonnes. This is a LME registered client contract				
05SEP17	S 10 07SEP17 IFC UD		6869.50	27.00DR	
05SEP17	B 5 20SEP17 IFC UD	6873.20		13.50DR	
05SEP17	B 5 26SEP17 IFC UD	6873.05		13.50DR	
05SEP17	B 1 05DEC17 DMA EL	6935.00		5.80DR	
05SEP17	B 1 05DEC17 DMA EL	6936.50		5.80DR	
05SEP17	B 1 05DEC17 DMA EL	6937.50		5.80DR	
05SEP17	B 1 05DEC17 DMA EL	6939.50		5.80DR	
05SEP17	B 1 05DEC17 DMA EL	6940.50		5.80DR	
	CMX Copper 25,000 CMX				
05SEP17	S 2 DEC17 GX		316.200	5.60DR	
05SEP17	S 4 DEC17 GX		316.300	11.20DR	
05SEP17	S 2 DEC17 GX		316.450	5.60DR	
05SEP17	S 3 DEC17 GX		316.400	8.40DR	
	Commission				113.80DR
	<u>TOTALS</u>				
	BROUGHT FORWARD BALANCE				252,698.98DR
	COMMISSIONS				113.80DR
	CARRIED FORWARD BALANCE				252,812.78DR

TRADING ADVICE AND SETTLEMENT STATEMENT



SAPIEN CAPITAL LIMITED CLIENT ACC
.

SAP0118E
5th September 2017
COB GLOBAL

Sapien Capital Limited
Suite A, 105 Piccadilly
London W1J 7NJ UK
+44 (0) 20 7340 9081
backoffice@sapiencap.com

AUTHORISED AND REGULATED BY THE
FINANCIAL CONDUCT AUTHORITY

USD US DOLLARS

Date	Description	Bought Price	Sold Price	Commission and Fees	Amount Posted
	<u>BUSINESS DONE TODAY</u>				
05SEP17	CMX Copper 25,000 CMX S 11 DEC17 Commission GX		315.500	30.80DR	30.80DR
<u>TOTALS</u>					
	BROUGHT FORWARD BALANCE				197,119.64DR
	COMMISSIONS				30.80DR
	CARRIED FORWARD BALANCE				197,150.44DR

TRADING ADVICE AND SETTLEMENT STATEMENT



SAPIEN CAPITAL LIMITED CLIENT ACC
.

SAP0118G
5th September 2017
COB GLOBAL

Sapien Capital Limited
Suite A, 105 Piccadilly
London W1J 7NJ UK
+44 (0) 20 7340 9081
backoffice@sapiencap.com

AUTHORISED AND REGULATED BY THE
FINANCIAL CONDUCT AUTHORITY

USD US DOLLARS

Date	Description	Bought Price	Sold Price	Commission and Fees	Amount Posted
	<u>BUSINESS DONE TODAY</u>				
	LME Copper Grade A 25 tonnes. This is a LME registered client contract				
05SEP17	B 2 05DEC17 DMA EL	6938.00		11.60DR	
05SEP17	B 1 05DEC17 DMA EL	6937.00		5.80DR	
05SEP17	B 1 05DEC17 DMA EL	6938.50		5.80DR	
05SEP17	B 1 05DEC17 DMA EL	6940.00		5.80DR	
	CMX Copper 25,000 CMX				
05SEP17	S 6 DEC17 GX		315.100	16.80DR	
05SEP17	S 2 DEC17 GX		315.200	5.60DR	
05SEP17	S 3 DEC17 GX		315.250	8.40DR	
05SEP17	S 5 DEC17 GX		316.100	14.00DR	
05SEP17	S 2 DEC17 GX		316.300	5.60DR	
05SEP17	S 4 DEC17 GX		316.400	11.20DR	
	Commission				90.60DR
	<u>TOTALS</u>				
	BROUGHT FORWARD BALANCE				143,068.87CR
	COMMISSIONS				90.60DR
	CARRIED FORWARD BALANCE				142,978.27CR

TRADING ADVICE AND SETTLEMENT STATEMENT



SAPIEN CAPITAL LIMITED CLIENT ACC
.

SAP0118I
5th September 2017
COB GLOBAL

Sapien Capital Limited
Suite A, 105 Piccadilly
London W1J 7NJ UK
+44 (0) 20 7340 9081
backoffice@sapiencap.com

AUTHORISED AND REGULATED BY THE
FINANCIAL CONDUCT AUTHORITY

USD US DOLLARS

Date	Description	Bought Price	Sold Price	Commission and Fees	Amount Posted
	<u>BUSINESS DONE TODAY</u>				
	LME Copper Grade A 25 tonnes. This is a LME registered client contract				
05SEP17	S 5 08SEP17 IFC UD		6870.44	13.50DR	
05SEP17	B 5 20SEP17 IFC UD	6873.20		13.50DR	
	CMX Copper 25,000 CMX				
05SEP17	S 4 DEC17 TTR GX		314.900	11.20DR	
05SEP17	S 1 DEC17 TTR GX		314.950	2.80DR	
05SEP17	S 2 DEC17 TTR GX		314.850	5.60DR	
	Commission				46.60DR
	<u>MATCH OUTS</u>				
	LME Copper Grade A 25 tonnes. This is a LME registered client contract				
07JUN17	1 05SEP17	5638.00	5619.88		453.00DR
07JUN17	1 05SEP17	5641.00	5619.88		528.00DR
07JUN17	1 05SEP17	5642.00	5619.88		553.00DR
07JUN17	1 05SEP17	5642.00	5619.88		553.00DR
07JUN17	1 05SEP17	5644.50	5619.88		615.50DR
07JUN17	1 05SEP17	5637.50	5619.88		440.50DR
07JUN17	1 05SEP17	5632.00	5619.88		303.00DR
07JUN17	1 05SEP17	5639.50	5619.88		490.50DR
07JUN17	1 05SEP17	5639.50	5619.88		490.50DR
07JUN17	1 05SEP17	5639.50	5619.88		490.50DR
	<u>TOTALS</u>				
	BROUGHT FORWARD BALANCE				519,985.76DR
	SETTLEMENTS				
	LME Copper Grade A 25 tonnes. This Futures				4,917.50DR
	COMMISSIONS				46.60DR
	CARRIED FORWARD BALANCE				524,949.86DR

TRADING ADVICE AND SETTLEMENT STATEMENT



SAPIEN CAPITAL LIMITED CLIENT ACC
.

SAP0118J
5th September 2017
COB GLOBAL

Sapien Capital Limited
Suite A, 105 Piccadilly
London W1J 7NJ UK
+44 (0) 20 7340 9081
backoffice@sapiencap.com

AUTHORISED AND REGULATED BY THE
FINANCIAL CONDUCT AUTHORITY

USD US DOLLARS

Date	Description	Bought Price	Sold Price	Commission and Fees	Amount Posted
	<u>BUSINESS DONE TODAY</u>				
	LME Copper Grade A 25 tonnes. This is a LME registered client contract				
05SEP17	S 5 08SEP17 IFC UD		6870.44	13.50DR	
05SEP17	B 5 20SEP17 IFC UD	6873.20		13.50DR	
	Commission				27.00DR
	<u>MATCH OUTS</u>				
	LME Copper Grade A 25 tonnes. This is a LME registered client contract				
05JUN17	1 05SEP17	5646.00	5628.50		437.50DR
05JUN17	1 05SEP17	5646.00	5627.50		462.50DR
05JUN17	1 05SEP17	5646.00	5626.50		487.50DR
05JUN17	1 05SEP17	5642.50	5626.50		400.00DR
05JUN17	1 05SEP17	5642.00	5626.50		387.50DR
20JUN17	1 05SEP17	5660.00	5654.00		150.00DR
20JUN17	1 05SEP17	5660.50	5654.00		162.50DR
20JUN17	1 05SEP17	5660.00	5654.00		150.00DR
20JUN17	1 05SEP17	5658.00	5654.00		100.00DR
20JUN17	1 05SEP17	5657.50	5654.00		87.50DR
	<u>TOTALS</u>				
	BROUGHT FORWARD BALANCE				228,386.64DR
	SETTLEMENTS				
	LME Copper Grade A 25 tonnes. This Futures				2,825.00DR
	COMMISSIONS				27.00DR
	CARRIED FORWARD BALANCE				231,238.64DR

TRADING ADVICE AND SETTLEMENT STATEMENT



SAPIEN CAPITAL LIMITED
SAP0118 ARBS
SUITE A, 105 PICCADILLY
LONDON
W1J 7NJ

SAPAB118

5th Sep 2017

COB Global

MACQUARIE BANK LIMITED LONDON BRANCH
ROPEMAKER PLACE 28 ROPEMAKER STREET
LONDON EC2Y 9HD PHONE (44) 20 3037 4343
Authorised and regulated by the Australian Prudential
Regulation Authority. Authorised by the Prudential
Regulation Authority. Subject to regulation by the Financial
Conduct Authority and limited regulation by the
Prudential Regulation Authority. Details about the extent
of our regulation by the Prudential Regulation Authority are
available from us on request.

USD US DOLLARS

Date	Description	Commission and Fees	Amount Posted
	<u>TOTALS</u>		
	BROUGHT FORWARD BALANCE		1,139,523.57DR
	SETTLEMENTS		
	LME Copper Grade A 25 tonnes. This Futures		13,972.50DR
	COMMISSIONS		346.60DR
	CARRIED FORWARD BALANCE		1,153,842.67DR

TRADING ADVICE AND SETTLEMENT STATEMENT



SAPIEN CAPITAL LIMITED CLIENT ACC
.

SAP0119D
5th September 2017
COB GLOBAL


Sapien Capital Limited
Suite A, 105 Piccadilly
London W1J 7NJ UK
+44 (0) 20 7340 9081
backoffice@sapiencap.com

AUTHORISED AND REGULATED BY THE
FINANCIAL CONDUCT AUTHORITY

USD US DOLLARS

Date	Description	Bought Price	Sold Price	Commission and Fees	Amount Posted
	<u>BUSINESS DONE TODAY</u>				
	CME Cattle 400 CME				
05SEP17	B 1 OCT17 CQG GX	105.6000		2.50DR	
05SEP17	S 1 OCT17 CQG GX		105.2000	2.50DR	
05SEP17	S 1 DEC17 CQG GX		110.3000	2.50DR	
05SEP17	B 1 DEC17 CQG GX	109.8750		2.50DR	
	CME Feeder Cattle 500 CME				
05SEP17	B 1 NOV17 CQG GX	142.9500		2.50DR	
05SEP17	S 2 JAN18 CQG GX		140.4750	5.00DR	
05SEP17	B 1 MAR18 CQG GX	138.6750		2.50DR	
	Commission				20.00DR
	<u>SETTLEMENTS</u>				
	CME Cattle 400 CME				
05SEP17	1 OCT17	105.6000	105.2000		160.00DR
05SEP17	1 DEC17	109.8750	110.3000		170.00CR
	<u>TOTALS</u>				
	BROUGHT FORWARD BALANCE				0.00
	SETTLEMENTS				
	CME Cattle Futures				10.00CR
	COMMISSIONS				20.00DR
	CARRIED FORWARD BALANCE				10.00DR

TRADING ADVICE AND SETTLEMENT STATEMENT



SAPIEN CAPITAL LIMITED
SAP0119
SUITE A, 105 PICCADILLY
LONDON
W1J 7NJ

SAPAB119
5th Sep 2017
COB Global

MACQUARIE BANK LIMITED LONDON BRANCH
ROPEMAKER PLACE 28 ROPEMAKER STREET
LONDON EC2Y 9HD PHONE (44) 20 3037 4343
Authorised and regulated by the Australian Prudential
Regulation Authority. Authorised by the Prudential
Regulation Authority. Subject to regulation by the Financial
Conduct Authority and limited regulation by the
Prudential Regulation Authority. Details about the extent
of our regulation by the Prudential Regulation Authority are
available from us on request.

USD US DOLLARS

Date	Description	Commission and Fees	Amount Posted
	<u>TOTALS</u>		
	BROUGHT FORWARD BALANCE		97,587.00CR
	SETTLEMENTS		
	CME Cattle Futures		10.00CR
	COMMISSIONS		20.00DR
	CARRIED FORWARD BALANCE		97,577.00CR

TRADING ADVICE AND SETTLEMENT STATEMENT



SAPIEN CAPITAL LIMITED CLIENT ACC
.

SAP0122A
5th September 2017
COB GLOBAL


Sapien Capital Limited
Suite A, 105 Piccadilly
London W1J 7NJ UK
+44 (0) 20 7340 9081
backoffice@sapiencap.com

AUTHORISED AND REGULATED BY THE
FINANCIAL CONDUCT AUTHORITY

USD US DOLLARS

Date	Description	Bought Price	Sold Price	Commission and Fees	Amount Posted
	<u>MATCH OUTS</u>				
	LME Copper Grade A 25 tonnes. This is a LME registered client contract				
19JUN17	4 05SEP17	5639.00	5720.25		8,125.00CR
19JUN17	1 05SEP17	5640.00	5720.25		2,006.25CR
19JUN17	1 05SEP17	5650.50	5720.25		1,743.75CR
19JUN17	1 05SEP17	5649.50	5720.25		1,768.75CR
19JUN17	1 05SEP17	5652.00	5720.25		1,706.25CR
19JUN17	1 05SEP17	5651.00	5720.25		1,731.25CR
19JUN17	1 05SEP17	5651.00	5720.25		1,731.25CR
	<u>TOTALS</u>				
	BROUGHT FORWARD BALANCE				133,280.20CR
	SETTLEMENTS				
	LME Copper Grade A 25 tonnes. This Futures				18,812.50CR
	CARRIED FORWARD BALANCE				152,092.70CR

TRADING ADVICE AND SETTLEMENT STATEMENT



SAPIEN CAPITAL LIMITED
SAP0122 ARBS
SUITE A, 105 PICCADILLY
LONDON
W1J 7NJ

SAPAB122
5th Sep 2017
COB Global

MACQUARIE BANK LIMITED LONDON BRANCH
ROPEMAKER PLACE 28 ROPEMAKER STREET
LONDON EC2Y 9HD PHONE (44) 20 3037 4343
Authorised and regulated by the Australian Prudential
Regulation Authority. Authorised by the Prudential
Regulation Authority. Subject to regulation by the Financial
Conduct Authority and limited regulation by the
Prudential Regulation Authority. Details about the extent
of our regulation by the Prudential Regulation Authority are
available from us on request.

USD US DOLLARS

Date	Description	Commission and Fees	Amount Posted
	<u>TOTALS</u>		
	BROUGHT FORWARD BALANCE		133,280.20CR
	SETTLEMENTS		
	LME Copper Grade A 25 tonnes. This Futures		18,812.50CR
	CARRIED FORWARD BALANCE		152,092.70CR

TRADING ADVICE AND SETTLEMENT STATEMENT



SAPIEN CAPITAL LIMITED CLIENT ACC

SAP0127A

5th September 2017

COB GLOBAL

Sapien Capital Limited
Suite A, 105 Piccadilly
London W1J 7NJ UK
+44 (0) 20 7340 9081
backoffice@sapiencap.com

AUTHORISED AND REGULATED BY THE
FINANCIAL CONDUCT AUTHORITY

USD US DOLLARS

Date	Description	Bought Price	Sold Price	Commission and Fees	Amount Posted
	<u>BUSINESS DONE TODAY</u>				
	LME Copper Grade A 25 tonnes. This is a LME registered client contract				
05SEP17	S 5 30NOV17 IFC UD		6897.98	13.50DR	
05SEP17	S 20 01DEC17 IFC UD		6898.38	54.00DR	
05SEP17	B 25 04DEC17 IFC UD	6899.80		67.50DR	
05SEP17	B 1 05DEC17 TTR EL	6943.50		4.75DR	
05SEP17	B 1 05DEC17 TTR EL	6943.00		4.75DR	
05SEP17	B 4 05DEC17 TTR EL	6942.50		19.00DR	
05SEP17	B 7 05DEC17 TTR EL	6941.00		33.25DR	
05SEP17	B 2 05DEC17 TTR EL	6940.00		9.50DR	
05SEP17	B 2 05DEC17 TTR EL	6939.00		9.50DR	
05SEP17	B 1 05DEC17 TTR EL	6938.00		4.75DR	
05SEP17	B 6 05DEC17 TTR EL	6937.00		28.50DR	
05SEP17	B 6 05DEC17 TTR EL	6937.50		28.50DR	
05SEP17	B 1 05DEC17 TTR EL	6936.00		4.75DR	
05SEP17	B 4 05DEC17 TTR EL	6935.00		19.00DR	
05SEP17	S 1 05DEC17 TTR EL		6929.50	4.75DR	
05SEP17	S 1 05DEC17 TTR EL		6926.50	4.75DR	
05SEP17	S 1 05DEC17 TTR EL		6927.50	4.75DR	
05SEP17	S 2 05DEC17 TTR EL		6925.00	9.50DR	
05SEP17	S 1 05DEC17 TTR EL		6923.00	4.75DR	
05SEP17	S 3 05DEC17 TTR EL		6922.50	14.25DR	
05SEP17	S 1 05DEC17 TTR EL		6920.50	4.75DR	
05SEP17	S 1 05DEC17 TTR EL		6921.50	4.75DR	
05SEP17	S 9 05DEC17 TTR EL		6921.00	42.75DR	
05SEP17	S 3 05DEC17 TTR EL		6923.50	14.25DR	
05SEP17	S 2 05DEC17 DMA EL		6922.00	9.50DR	
05SEP17	S 1 05DEC17 TTR EL		6906.00	4.75DR	
05SEP17	S 2 05DEC17 TTR EL		6904.50	9.50DR	
05SEP17	S 2 05DEC17 TTR EL		6903.50	9.50DR	
05SEP17	S 1 05DEC17 TTR EL		6892.50	4.75DR	
05SEP17	S 1 05DEC17 TTR EL		6893.50	4.75DR	
05SEP17	S 3 05DEC17 TTR EL		6894.50	14.25DR	
05SEP17	S 1 05DEC17 TTR EL		6863.00	4.75DR	
05SEP17	S 2 05DEC17 TTR EL		6849.00	9.50DR	
05SEP17	S 2 05DEC17 TTR EL		6839.00	9.50DR	
05SEP17	S 1 05DEC17 TTR EL		6851.00	4.75DR	
05SEP17	S 1 05DEC17 TTR EL		6854.00	4.75DR	
05SEP17	S 1 05DEC17 TTR EL		6856.00	4.75DR	
05SEP17	S 1 05DEC17 TTR EL		6857.50	4.75DR	
05SEP17	S 1 05DEC17 TTR EL		6857.00	4.75DR	
05SEP17	S 1 05DEC17 TTR EL		6854.50	4.75DR	
05SEP17	S 1 05DEC17 TTR EL		6853.50	4.75DR	
05SEP17	B 1 05DEC17 TTR EL	6858.00		4.75DR	
05SEP17	B 1 05DEC17 TTR EL	6855.50		4.75DR	
05SEP17	B 5 05DEC17 TTR EL	6856.00		23.75DR	
	CMX Copper 25,000 CMX				
05SEP17	B 8 DEC17 TTR GX	314.550		19.20DR	
05SEP17	B 2 DEC17 TTR GX	314.500		4.80DR	
05SEP17	B 4 DEC17 TTR GX	314.400		9.60DR	
05SEP17	B 10 DEC17 TTR GX	314.350		24.00DR	
05SEP17	B 10 DEC17 TTR GX	314.600		24.00DR	
05SEP17	B 9 DEC17 TTR GX	314.650		21.60DR	
05SEP17	S 1 DEC17 TTR GX		314.900	2.40DR	
05SEP17	B 15 DEC17 TTR GX	314.900		36.00DR	
05SEP17	B 4 DEC17 TTR GX	315.000		9.60DR	
05SEP17	B 5 DEC17 TTR GX	315.100		12.00DR	
05SEP17	B 8 DEC17 TTR GX	314.950		19.20DR	
05SEP17	S 2 DEC17 TTR GX		314.550	4.80DR	
05SEP17	S 1 DEC17 TTR GX		314.700	2.40DR	
05SEP17	S 1 DEC17 TTR GX		314.650	2.40DR	
05SEP17	S 2 DEC17 TTR GX		314.150	4.80DR	
05SEP17	S 18 DEC17 TTR GX		314.050	43.20DR	

TRADING ADVICE AND SETTLEMENT STATEMENT



SAPIEN CAPITAL LIMITED CLIENT ACC

SAP0127A

5th September 2017

COB GLOBAL

Sapien Capital Limited
Suite A, 105 Piccadilly
London W1J 7NJ UK
+44 (0) 20 7340 9081
backoffice@sapiencap.com

AUTHORISED AND REGULATED BY THE
FINANCIAL CONDUCT AUTHORITY

USD US DOLLARS

Date	Description	Bought Price	Sold Price	Commission and Fees	Amount Posted
05SEP17	S 13 DEC17 TTR GX		314.100	31.20DR	
05SEP17	S 4 DEC17 TTR GX		315.150	9.60DR	
05SEP17	S 2 DEC17 TTR GX		315.000	4.80DR	
05SEP17	S 7 DEC17 TTR GX		315.050	16.80DR	
05SEP17	S 10 DEC17 TTR GX		315.100	24.00DR	
05SEP17	S 2 DEC17 TTR GX		315.250	4.80DR	
05SEP17	S 8 DEC17 TTR GX		315.200	19.20DR	
05SEP17	B 13 DEC17 TTR GX	315.250		31.20DR	
05SEP17	B 2 DEC17 TTR GX	315.350		4.80DR	
05SEP17	S 1 DEC17 TTR GX		315.650	2.40DR	
05SEP17	S 4 DEC17 TTR GX		315.600	9.60DR	
05SEP17	S 3 DEC17 TTR GX		315.450	7.20DR	
05SEP17	S 11 DEC17 TTR GX		315.500	26.40DR	
05SEP17	S 9 DEC17 TTR GX		315.550	21.60DR	
05SEP17	S 4 DEC17 TTR GX		316.600	9.60DR	
05SEP17	S 7 DEC17 TTR GX		316.550	16.80DR	
05SEP17	S 12 DEC17 TTR GX		316.500	28.80DR	
05SEP17	S 9 DEC17 TTR GX		316.450	21.60DR	
05SEP17	S 14 DEC17 TTR GX		316.350	33.60DR	
05SEP17	S 8 DEC17 TTR GX		316.400	19.20DR	
05SEP17	S 12 DEC17 TTR GX		316.300	28.80DR	
05SEP17	S 10 DEC17 TTR GX		316.250	24.00DR	
05SEP17	S 1 DEC17 TTR GX		316.200	2.40DR	
05SEP17	B 2 DEC17 TTR GX	315.750		4.80DR	
05SEP17	B 4 DEC17 TTR GX	315.800		9.60DR	
05SEP17	B 4 DEC17 TTR GX	315.700		9.60DR	
05SEP17	B 12 DEC17 TTR GX	315.500		28.80DR	
05SEP17	B 5 DEC17 TTR GX	315.450		12.00DR	
05SEP17	B 16 DEC17 TTR GX	315.550		38.40DR	
05SEP17	B 7 DEC17 TTR GX	315.650		16.80DR	
05SEP17	B 7 DEC17 TTR GX	315.600		16.80DR	
05SEP17	B 11 DEC17 TTR GX	314.850		26.40DR	
05SEP17	B 29 DEC17 TTR GX	314.800		69.60DR	
05SEP17	B 23 DEC17 TTR GX	314.750		55.20DR	
05SEP17	B 10 DEC17 TTR GX	314.700		24.00DR	
05SEP17	B 2 DEC17 TTR GX	314.200		4.80DR	
05SEP17	B 8 DEC17 TTR GX	314.300		19.20DR	
05SEP17	B 1 DEC17 TTR GX	314.250		2.40DR	
05SEP17	B 2 DEC17 TTR GX	312.850		4.80DR	
05SEP17	B 2 DEC17 TTR GX	312.200		4.80DR	
05SEP17	B 2 DEC17 TTR GX	312.000		4.80DR	
05SEP17	B 5 DEC17 TTR GX	311.750		12.00DR	
05SEP17	B 2 DEC17 TTR GX	312.250		4.80DR	
05SEP17	B 2 DEC17 TTR GX	312.400		4.80DR	
05SEP17	B 2 DEC17 TTR GX	312.550		4.80DR	
05SEP17	B 4 DEC17 TTR GX	312.500		9.60DR	
05SEP17	B 5 DEC17 TTR GX	312.450		12.00DR	
05SEP17	S 2 DEC17 TTR GX		312.550	4.80DR	
05SEP17	S 13 DEC17 TTR GX		312.600	31.20DR	
	Commission				1,632.95DR
	SETTLEMENTS				
	CMX Copper 25,000 CMX				
05SEP17	1 DEC17	314.650	314.900		62.50CR
05SEP17	2 DEC17	314.650	314.550		50.00DR
05SEP17	1 DEC17	314.650	314.700		12.50CR
05SEP17	1 DEC17	314.600	314.650		12.50CR
05SEP17	2 DEC17	314.550	314.150		200.00DR
05SEP17	3 DEC17	314.600	314.100		375.00DR
05SEP17	2 DEC17	314.550	314.100		225.00DR
05SEP17	2 DEC17	314.550	314.050		250.00DR
05SEP17	1 DEC17	314.600	314.050		137.50DR

TRADING ADVICE AND SETTLEMENT STATEMENT



SAPIEN CAPITAL LIMITED CLIENT ACC

SAP0127A

5th September 2017

COB GLOBAL

Sapien Capital Limited
Suite A, 105 Piccadilly
London W1J 7NJ UK
+44 (0) 20 7340 9081
backoffice@sapiencap.com

AUTHORISED AND REGULATED BY THE
FINANCIAL CONDUCT AUTHORITY

USD US DOLLARS

Date	Description	Bought Price	Sold Price	Commission and Fees	Amount Posted
05SEP17	2 DEC17	314.650	314.050		300.00DR
05SEP17	2 DEC17	314.550	314.050		250.00DR
05SEP17	2 DEC17	314.500	314.050		225.00DR
05SEP17	5 DEC17	314.350	314.050		375.00DR
05SEP17	2 DEC17	314.400	314.050		175.00DR
05SEP17	2 DEC17	314.400	314.100		150.00DR
05SEP17	1 DEC17	314.350	314.100		62.50DR
05SEP17	1 DEC17	314.350	314.050		75.00DR
05SEP17	2 DEC17	314.350	314.100		125.00DR
05SEP17	1 DEC17	314.350	314.050		75.00DR
05SEP17	3 DEC17	314.600	314.100		375.00DR
05SEP17	1 DEC17	314.600	315.200		150.00CR
05SEP17	1 DEC17	314.650	315.200		137.50CR
05SEP17	1 DEC17	314.600	315.200		150.00CR
05SEP17	1 DEC17	314.800	315.200		100.00CR
05SEP17	1 DEC17	314.800	315.100		75.00CR
05SEP17	1 DEC17	314.750	315.100		87.50CR
05SEP17	2 DEC17	314.700	315.100		200.00CR
05SEP17	1 DEC17	314.750	315.150		100.00CR
05SEP17	3 DEC17	314.800	315.150		262.50CR
05SEP17	1 DEC17	314.750	315.100		87.50CR
05SEP17	1 DEC17	314.750	315.050		75.00CR
05SEP17	1 DEC17	314.750	315.100		87.50CR
05SEP17	1 DEC17	314.700	315.050		87.50CR
05SEP17	2 DEC17	314.750	315.000		125.00CR
05SEP17	1 DEC17	314.750	315.050		75.00CR
05SEP17	1 DEC17	314.800	315.050		62.50CR
05SEP17	1 DEC17	314.750	315.050		75.00CR
05SEP17	2 DEC17	314.800	315.100		150.00CR
05SEP17	2 DEC17	314.800	315.050		125.00CR
05SEP17	2 DEC17	314.800	315.100		150.00CR
05SEP17	2 DEC17	314.750	315.200		225.00CR
05SEP17	1 DEC17	314.750	315.250		125.00CR
05SEP17	1 DEC17	314.800	315.250		112.50CR
05SEP17	1 DEC17	314.750	315.200		112.50CR
05SEP17	1 DEC17	314.800	315.200		100.00CR
05SEP17	1 DEC17	314.750	315.500		187.50CR
05SEP17	1 DEC17	314.700	315.500		200.00CR
05SEP17	1 DEC17	314.650	315.450		200.00CR
05SEP17	1 DEC17	314.700	315.500		200.00CR
05SEP17	1 DEC17	314.650	315.500		212.50CR
05SEP17	1 DEC17	314.700	315.500		200.00CR
05SEP17	2 DEC17	314.800	315.600		400.00CR
05SEP17	1 DEC17	314.900	315.600		175.00CR
05SEP17	1 DEC17	314.900	315.650		187.50CR
05SEP17	2 DEC17	314.900	315.550		325.00CR
05SEP17	1 DEC17	314.900	315.500		150.00CR
05SEP17	1 DEC17	314.900	315.600		175.00CR
05SEP17	1 DEC17	314.900	315.550		162.50CR
05SEP17	1 DEC17	314.900	315.500		150.00CR
05SEP17	1 DEC17	314.900	315.550		162.50CR
05SEP17	2 DEC17	314.850	315.500		325.00CR
05SEP17	2 DEC17	314.900	315.450		275.00CR
05SEP17	2 DEC17	314.950	315.500		275.00CR
05SEP17	1 DEC17	314.900	315.550		162.50CR
05SEP17	2 DEC17	314.950	315.550		300.00CR
05SEP17	2 DEC17	315.000	315.550		275.00CR
05SEP17	1 DEC17	314.950	316.450		375.00CR
05SEP17	1 DEC17	314.900	316.500		400.00CR
05SEP17	1 DEC17	314.950	316.450		375.00CR
05SEP17	2 DEC17	314.900	316.500		800.00CR
05SEP17	2 DEC17	314.800	316.500		850.00CR
05SEP17	1 DEC17	314.800	316.450		412.50CR
05SEP17	1 DEC17	314.800	316.500		425.00CR
05SEP17	2 DEC17	314.750	316.500		875.00CR
05SEP17	3 DEC17	314.750	316.600		1,387.50CR

TRADING ADVICE AND SETTLEMENT STATEMENT



SAPIEN CAPITAL LIMITED CLIENT ACC

SAP0127A

5th September 2017

COB GLOBAL

Sapien Capital Limited
Suite A, 105 Piccadilly
London W1J 7NJ UK
+44 (0) 20 7340 9081
backoffice@sapiencap.com

AUTHORISED AND REGULATED BY THE
FINANCIAL CONDUCT AUTHORITY

USD US DOLLARS

Date	Description	Bought Price	Sold Price	Commission and Fees	Amount Posted
05SEP17	1 DEC17	314.850	316.600		437.50CR
05SEP17	1 DEC17	314.850	316.550		425.00CR
05SEP17	2 DEC17	315.000	316.550		775.00CR
05SEP17	2 DEC17	315.100	316.550		725.00CR
05SEP17	1 DEC17	315.100	316.500		350.00CR
05SEP17	2 DEC17	315.100	316.550		725.00CR
05SEP17	2 DEC17	314.850	316.500		825.00CR
05SEP17	2 DEC17	314.950	316.450		750.00CR
05SEP17	1 DEC17	314.800	316.450		412.50CR
05SEP17	2 DEC17	314.850	316.450		800.00CR
05SEP17	1 DEC17	314.800	316.500		425.00CR
05SEP17	1 DEC17	314.800	316.450		412.50CR
05SEP17	1 DEC17	314.700	316.400		425.00CR
05SEP17	1 DEC17	314.850	316.400		387.50CR
05SEP17	3 DEC17	314.800	316.400		1,200.00CR
05SEP17	1 DEC17	314.800	316.350		387.50CR
05SEP17	3 DEC17	315.250	316.350		825.00CR
05SEP17	8 DEC17	315.250	316.300		2,100.00CR
05SEP17	2 DEC17	315.250	316.350		550.00CR
05SEP17	2 DEC17	315.350	316.300		475.00CR
05SEP17	1 DEC17	315.450	316.350		225.00CR
05SEP17	1 DEC17	315.450	316.350		225.00CR
05SEP17	2 DEC17	315.800	316.400		300.00CR
05SEP17	2 DEC17	315.700	316.350		325.00CR
05SEP17	1 DEC17	315.750	316.350		150.00CR
05SEP17	1 DEC17	315.750	316.350		150.00CR
05SEP17	2 DEC17	315.800	316.350		275.00CR
05SEP17	1 DEC17	315.700	316.400		175.00CR
05SEP17	1 DEC17	315.700	316.250		137.50CR
05SEP17	1 DEC17	315.650	316.250		150.00CR
05SEP17	2 DEC17	315.500	316.300		400.00CR
05SEP17	4 DEC17	315.500	316.250		750.00CR
05SEP17	2 DEC17	315.550	316.250		350.00CR
05SEP17	2 DEC17	315.500	316.250		375.00CR
05SEP17	1 DEC17	315.500	316.200		175.00CR
05SEP17	2 DEC17	315.600	312.600		1,500.00DR
05SEP17	2 DEC17	315.650	312.600		1,525.00DR
05SEP17	2 DEC17	315.550	312.550		1,500.00DR
05SEP17	6 DEC17	315.550	312.600		4,425.00DR
05SEP17	2 DEC17	315.600	312.600		1,500.00DR
05SEP17	1 DEC17	315.550	312.600		737.50DR
05SEP17	1 DEC17	315.550	310.300		1,312.50DR
05SEP17	3 DEC17	315.500	310.300		3,900.00DR
05SEP17	1 DEC17	315.450	310.300		1,287.50DR
05SEP17	1 DEC17	315.450	310.050		1,350.00DR
05SEP17	2 DEC17	315.550	310.300		2,625.00DR
05SEP17	1 DEC17	315.450	310.050		1,350.00DR
05SEP17	2 DEC17	315.550	310.050		2,750.00DR
05SEP17	2 DEC17	315.650	310.450		2,600.00DR
05SEP17	2 DEC17	315.650	310.500		2,575.00DR
05SEP17	1 DEC17	315.600	310.500		1,275.00DR
05SEP17	2 DEC17	315.600	310.550		2,525.00DR
05SEP17	2 DEC17	314.850	310.600		2,125.00DR
05SEP17	1 DEC17	314.800	310.650		1,037.50DR
05SEP17	1 DEC17	314.800	310.550		1,062.50DR
05SEP17	1 DEC17	314.750	310.550		1,050.00DR
05SEP17	2 DEC17	314.750	310.600		2,075.00DR
05SEP17	1 DEC17	314.700	310.450		1,062.50DR
05SEP17	1 DEC17	314.750	310.450		1,075.00DR
05SEP17	2 DEC17	314.700	310.450		2,125.00DR
05SEP17	2 DEC17	314.200	310.400		1,900.00DR
05SEP17	2 DEC17	314.300	310.400		1,950.00DR
05SEP17	1 DEC17	314.300	310.450		962.50DR
05SEP17	5 DEC17	314.300	310.400		4,875.00DR
05SEP17	1 DEC17	314.250	310.400		962.50DR
05SEP17	2 DEC17	312.850	310.400		1,225.00DR

TRADING ADVICE AND SETTLEMENT STATEMENT



SAPIEN CAPITAL LIMITED CLIENT ACC
.

SAP0127A
5th September 2017
COB GLOBAL

Sapien Capital Limited
Suite A, 105 Piccadilly
London W1J 7NJ UK
+44 (0) 20 7340 9081
backoffice@sapiencap.com

AUTHORISED AND REGULATED BY THE
FINANCIAL CONDUCT AUTHORITY

USD US DOLLARS

Date	Description	Bought Price	Sold Price	Commission and Fees	Amount Posted
05SEP17	2 DEC17	312.200	310.450		875.00DR
05SEP17	2 DEC17	312.000	310.400		800.00DR
05SEP17	5 DEC17	311.750	310.400		1,687.50DR
05SEP17	2 DEC17	312.250	310.400		925.00DR
05SEP17	2 DEC17	312.400	310.400		1,000.00DR
05SEP17	2 DEC17	312.500	310.400		1,050.00DR
05SEP17	1 DEC17	312.550	310.400		537.50DR
05SEP17	1 DEC17	312.550	310.300		562.50DR
05SEP17	2 DEC17	312.500	310.300		1,100.00DR
05SEP17	3 DEC17	312.450	310.300		1,612.50DR
05SEP17	2 DEC17	312.450	310.300		1,075.00DR
<u>TOTALS</u>					
	BROUGHT FORWARD BALANCE				579,444.75CR
	SETTLEMENTS				
	CMX Copper Futures				41,575.00DR
	COMMISSIONS				1,632.95DR
	CARRIED FORWARD BALANCE				536,236.80CR

TRADING ADVICE AND SETTLEMENT STATEMENT



SAPIEN CAPITAL LIMITED CLIENT ACC
.

SAP0127F
5th September 2017
COB GLOBAL


Sapien Capital Limited
Suite A, 105 Piccadilly
London W1J 7NJ UK
+44 (0) 20 7340 9081
backoffice@sapiencap.com

AUTHORISED AND REGULATED BY THE
FINANCIAL CONDUCT AUTHORITY

USD US DOLLARS

Date	Description	Bought Price	Sold Price	Commission and Fees	Amount Posted
	<u>BUSINESS DONE TODAY</u>				
	CMX Copper 25,000 CMX				
05SEP17	S 2 DEC17 TTR GX		314.500	4.80DR	
05SEP17	S 2 DEC17 TTR GX		315.250	4.80DR	
05SEP17	S 3 DEC17 TTR GX		315.100	7.20DR	
05SEP17	S 2 DEC17 TTR GX		315.600	4.80DR	
05SEP17	S 3 DEC17 TTR GX		315.150	7.20DR	
05SEP17	S 2 DEC17 TTR GX		315.000	4.80DR	
05SEP17	S 6 DEC17 TTR GX		315.050	14.40DR	
	Commission				48.00DR
	<u>TOTALS</u>				
	BROUGHT FORWARD BALANCE				99,696.95CR
	COMMISSIONS				48.00DR
	CARRIED FORWARD BALANCE				99,648.95CR

TRADING ADVICE AND SETTLEMENT STATEMENT



SAPIEN CAPITAL LIMITED
SAP0127 ARBS
SUITE A, 105 PICCADILLY
LONDON
W1J 7NJ


SAPAB127
5th Sep 2017
COB Global

MACQUARIE BANK LIMITED LONDON BRANCH
ROPEMAKER PLACE 28 ROPEMAKER STREET
LONDON EC2Y 9HD PHONE (44) 20 3037 4343
Authorised and regulated by the Australian Prudential
Regulation Authority. Authorised by the Prudential
Regulation Authority. Subject to regulation by the Financial
Conduct Authority and limited regulation by the
Prudential Regulation Authority. Details about the extent
of our regulation by the Prudential Regulation Authority are
available from us on request.

USD US DOLLARS

Date	Description	Commission and Fees	Amount Posted
	<u>TOTALS</u>		
	BROUGHT FORWARD BALANCE		679,141.70CR
	SETTLEMENTS		
	CMX Copper Futures		41,575.00DR
	COMMISSIONS		1,680.95DR
	CARRIED FORWARD BALANCE		635,885.75CR

TRADING ADVICE AND SETTLEMENT STATEMENT



SAPIEN CAPITAL LTD-FIRM A/C
Suite A, 105 Piccadilly
London
W1J 7NJ
UK
HEMANT PARIKH

SAP0001A

5th September 2017

COB GLOBAL

MACQUARIE BANK LIMITED LONDON BRANCH
ROPEMAKER PLACE 28 ROPEMAKER STREET
LONDON EC2Y 9HD PHONE (44) 20 3037 4343

Authorised and regulated by the Australian Prudential Regulation Authority. Authorised by the Prudential Regulation Authority. Subject to regulation by the Financial Conduct Authority and limited regulation by the Prudential Regulation Authority. Details about the extent of our regulation by the Prudential Regulation Authority are available from us on request.

USD US DOLLARS

Date	Description	Bought Price	Sold Price	Commission and Fees	Amount Posted
	<u>BUSINESS DONE TODAY</u>				
05SEP17	CME Euro FX 125,000 CME B 2 SEP17 Commission	1.18920		0.30DR	0.30DR
	<u>SETTLEMENTS</u>				
05SEP17	CME Euro FX 125,000 CME 2 SEP17	1.18920	1.19005		212.50CR
	<u>TOTALS</u>				
	BROUGHT FORWARD BALANCE				33,586.63DR
	SETTLEMENTS				
	CME Euro FX Futures				212.50CR
	COMMISSIONS				0.30DR
	CARRIED FORWARD BALANCE				33,374.43DR

TRADING ADVICE AND SETTLEMENT STATEMENT



SAPIEN CAPITAL LTD-FIRMA/C
Suite A, 105 Piccadilly
London
W1J 7NJ
UK
HEMANT PARIKH

SAP0001B

5th September 2017

COB GLOBAL


MACQUARIE BANK LIMITED LONDON BRANCH
ROPEMAKER PLACE 28 ROPEMAKER STREET
LONDON EC2Y 9HD PHONE (44) 20 3037 4343

Authorised and regulated by the Australian Prudential Regulation Authority. Authorised by the Prudential Regulation Authority. Subject to regulation by the Financial Conduct Authority and limited regulation by the Prudential Regulation Authority. Details about the extent of our regulation by the Prudential Regulation Authority are available from us on request.

USD US DOLLARS

Date	Description	Bought Price	Sold Price	Commission and Fees	Amount Posted
	<u>MATCH OUTS</u>				
	LME Aluminium 25 Tonnes. This is an LME registered client contract.				
22AUG17	10 05SEP17	2066.35	2071.00		1,162.50CR
22AUG17	10 05SEP17	2067.85	2072.00		1,037.50CR
	<u>TOTALS</u>				
	BROUGHT FORWARD BALANCE				217.05DR
	SETTLEMENTS				
	LME Aluminium 25 Tonnes. This is an Futures				2,200.00CR
	CARRIED FORWARD BALANCE				1,982.95CR

TRADING ADVICE AND SETTLEMENT STATEMENT



SAPIEN CAPITAL LTD-FIRMA/C
14 WATERLOO PLACE
5TH FLOOR
LONDON SW1Y 4AR

HEMANT PARIKH

SAPCASH
5th September 2017

COB GLOBAL

MACQUARIE BANK LIMITED LONDON BRANCH
ROPEMAKER PLACE 28 ROPEMAKER STREET
LONDON EC2Y 9HD PHONE (44) 20 3037 4343

Authorised and regulated by the Australian Prudential Regulation Authority. Authorised by the Prudential Regulation Authority. Subject to regulation by the Financial Conduct Authority and limited regulation by the Prudential Regulation Authority. Details about the extent of our regulation by the Prudential Regulation Authority are available from us on request.

EUR EURO

Date	Description	Bought Price	Sold Price	Commission and Fees	Amount Posted
05SEP17	<u>CASH PAYMENTS</u> CASH PAYMENT				800,000.00DR
05SEP17	<u>INTER ACCOUNT TRANSFER</u> SAP0120 Fund Withdrawal 05/09/17				800,000.00CR
	<u>TOTALS</u>				
	BROUGHT FORWARD BALANCE				0.00
	CARRIED FORWARD BALANCE				0.00


GBP BRITISH STERLING

Date	Description	Bought Price	Sold Price	Commission and Fees	Amount Posted
05SEP17	<u>CASH PAYMENTS</u> CASH PAYMENT				100,000.00DR
05SEP17	<u>INTER ACCOUNT TRANSFER</u> SAP0120 Fund Withdrawal 05/09/17				100,000.00CR
	<u>TOTALS</u>				
	BROUGHT FORWARD BALANCE				0.00
	CARRIED FORWARD BALANCE				0.00

USD US DOLLARS

Date	Description	Bought Price	Sold Price	Commission and Fees	Amount Posted
05SEP17	<u>CASH PAYMENTS</u> CASH PAYMENT				3,033,000.00DR
05SEP17	<u>INTER ACCOUNT TRANSFER</u> SAP0023 Fund Withdrawal 05/09/17				100,000.00CR
05SEP17	SAP0096 to SAP0096ABDGCX				25,944.10CR
05SEP17	SAP0096 to SAP0096S DGCX				42,324.15CR
05SEP17	SAP0101A to SAP0101B				225,000.00CR
05SEP17	SAP0103 Fund Received 05/09/17				99,950.00DR
05SEP17	SAP0104 Fund Received 05/09/17				1,499,950.00DR
05SEP17	SAP0120 Fund Withdrawal 05/09/17				3,033,000.00CR
05SEP17	SAP096AA DGCX to SAP0096				594.72DR
	<u>TOTALS</u>				
	BROUGHT FORWARD BALANCE				0.00
	CASH PAYMENTS/RECEIPTS				1,207,226.47DR
	CARRIED FORWARD BALANCE				1,207,226.47DR

TRADING ADVICE AND SETTLEMENT STATEMENT



SAPIEN CAPITAL LIMITED
SUITE A, 105 PICCADILLY
LONDON
W1J 7NJ
UK

SAPG0001

5th Sep 2017

COB Global

MACQUARIE BANK LIMITED LONDON BRANCH
ROPEMAKER PLACE 28 ROPEMAKER STREET
LONDON EC2Y 9HD PHONE (44) 20 3037 4343

Authorised and regulated by the Australian Prudential Regulation Authority. Authorised by the Prudential Regulation Authority. Subject to regulation by the Financial Conduct Authority and limited regulation by the Prudential Regulation Authority. Details about the extent of our regulation by the Prudential Regulation Authority are available from us on request.

EUR EURO

Date	Description	Commission and Fees	Amount Posted
	<u>TOTALS</u>		
	BROUGHT FORWARD BALANCE		128,024.82CR
	CARRIED FORWARD BALANCE		128,024.82CR

GBP BRITISH STERLING

Date	Description	Commission and Fees	Amount Posted
	<u>TOTALS</u>		
	BROUGHT FORWARD BALANCE		923,895.44CR
	CARRIED FORWARD BALANCE		923,895.44CR

USD US DOLLARS

Date	Description	Commission and Fees	Amount Posted
	<u>TOTALS</u>		
	BROUGHT FORWARD BALANCE		3,620,499.51CR
	SETTLEMENTS		
	CME Euro FX Futures		212.50CR
	LME Aluminium 25 Tonnes. This is an Futures		2,200.00CR
	CASH PAYMENTS/RECEIPTS		1,207,226.47DR
	COMMISSIONS		0.30DR
	CARRIED FORWARD BALANCE		2,415,685.24CR

TRADING ADVICE AND SETTLEMENT STATEMENT



SAPIEN CAPITAL LIMITED CLIENT ACC
.

SAP0011J
5th September 2017
COB GLOBAL

Sapien Capital Limited
Suite A, 105 Piccadilly
London W1J 7NJ UK
+44 (0) 20 7340 9081
backoffice@sapiencap.com

AUTHORISED AND REGULATED BY THE
FINANCIAL CONDUCT AUTHORITY


EUR EURO

Date	Description	Bought Price	Sold Price	Commission and Fees	Amount Posted
	<u>BUSINESS DONE TODAY</u>				
05SEP17	Euro-Bund 1,000 ERX B 2 DEC17 TTR EL	162.620			
	<u>TOTALS</u>				
	BROUGHT FORWARD BALANCE				15,833.06CR
	CARRIED FORWARD BALANCE				15,833.06CR

USD US DOLLARS

Date	Description	Bought Price	Sold Price	Commission and Fees	Amount Posted
	<u>BUSINESS DONE TODAY</u>				
05SEP17	CBT 30 Year Us Treasury Bonds 1,000 CBT S 2 DEC17 TTR II Commission		156.2200	4.20DR	4.20DR
	<u>TOTALS</u>				
	BROUGHT FORWARD BALANCE				102,897.87CR
	COMMISSIONS				4.20DR
	CARRIED FORWARD BALANCE				102,893.67CR

TRADING ADVICE AND SETTLEMENT STATEMENT



SAPIEN CAPITAL LIMITED
SAP0011
SUITE A, 105 PICCADILLY
LONDON
W1J 7NJ

SAPG0011
5th Sep 2017
COB Global

MACQUARIE BANK LIMITED LONDON BRANCH
ROPEMAKER PLACE 28 ROPEMAKER STREET
LONDON EC2Y 9HD PHONE (44) 20 3037 4343
Authorised and regulated by the Australian Prudential
Regulation Authority. Authorised by the Prudential
Regulation Authority. Subject to regulation by the Financial
Conduct Authority and limited regulation by the
Prudential Regulation Authority. Details about the extent
of our regulation by the Prudential Regulation Authority are
available from us on request.

EUR EURO

Date	Description	Commission and Fees	Amount Posted
	<u>TOTALS</u>		
	BROUGHT FORWARD BALANCE		13,168.08CR
	CARRIED FORWARD BALANCE		13,168.08CR

USD US DOLLARS

Date	Description	Commission and Fees	Amount Posted
	<u>TOTALS</u>		
	BROUGHT FORWARD BALANCE		1,376,381.47CR
	COMMISSIONS		4.20DR
	CARRIED FORWARD BALANCE		1,376,377.27CR

TRADING ADVICE AND SETTLEMENT STATEMENT



SAPIEN CAPITAL LIMITED CLIENT ACC
.

SAP0023
5th September 2017
COB GLOBAL

Sapien Capital Limited
Suite A, 105 Piccadilly
London W1J 7NJ UK
+44 (0) 20 7340 9081
backoffice@sapiencap.com

AUTHORISED AND REGULATED BY THE
FINANCIAL CONDUCT AUTHORITY

USD US DOLLARS

Date	Description	Bought Price	Sold Price	Commission and Fees	Amount Posted
05SEP17	<u>INTER ACCOUNT TRANSFER</u> SAP0023 to SAP0023C				62,541.18DR
<u>TOTALS</u>					
BROUGHT FORWARD BALANCE					62,541.18CR
CASH PAYMENTS/RECEIPTS					62,541.18DR
CARRIED FORWARD BALANCE					0.00

TRADING ADVICE AND SETTLEMENT STATEMENT



SAPIEN CAPITAL LIMITED CLIENT ACC
.

SAP0023C
5th September 2017
COB GLOBAL

Sapien Capital Limited
Suite A, 105 Piccadilly
London W1J 7NJ UK
+44 (0) 20 7340 9081
backoffice@sapiencap.com

AUTHORISED AND REGULATED BY THE
FINANCIAL CONDUCT AUTHORITY

EUR EURO

Date	Description	Bought Price	Sold Price	Commission and Fees	Amount Posted
	<u>BUSINESS DONE TODAY</u>				
	ODAX OPTION 5 ERX				
05SEP17	B 1 DEC17 10000.00 Put DMA EL	39.20		0.68DR	196.00DR
05SEP17	B 2 DEC17 13000.00 Call DMA EL	58.50		1.36DR	585.00DR
05SEP17	S 2 MAR18 13000.00 Call DMA EL		175.50	1.36DR	1,755.00CR
	Commission				3.40DR
	<u>SETTLEMENTS</u>				
	ODAX OPTION 5 ERX				
05SEP17	1 DEC17 10000.00 Put	39.20	69.00		0.00
	<u>TOTALS</u>				
	BROUGHT FORWARD BALANCE				14,315.56CR
	OPTION PREMIUMS				974.00CR
	COMMISSIONS				3.40DR
	CARRIED FORWARD BALANCE				15,286.16CR

TRADING ADVICE AND SETTLEMENT STATEMENT



SAPIEN CAPITAL LIMITED CLIENT ACC

SAP0023C

5th September 2017

COB GLOBAL

Sapien Capital Limited
Suite A, 105 Piccadilly
London W1J 7NJ UK
+44 (0) 20 7340 9081
backoffice@sapiencap.com

AUTHORISED AND REGULATED BY THE
FINANCIAL CONDUCT AUTHORITY

USD US DOLLARS

Date	Description	Bought Price	Sold Price	Commission and Fees	Amount Posted
	<u>BUSINESS DONE TODAY</u>				
	NYM Light Sweet Crude Oil 1,000 NYM				
05SEP17	S 1 OCT17 GX		47.37	2.35DR	
05SEP17	S 1 OCT17 GX		48.61	2.35DR	
05SEP17	B 1 OCT17 52.00 Call GX	0.10		2.35DR	100.00DR
05SEP17	B 1 NOV17 GX	47.93		2.35DR	
05SEP17	B 1 NOV17 GX	49.06		2.35DR	
05SEP17	S 1 NOV17 52.00 Call GX		0.59	2.35DR	590.00CR
05SEP17	S 1 DEC17 GX		49.53	2.35DR	
05SEP17	S 1 DEC17 GX		49.49	2.35DR	
05SEP17	B 1 DEC18 GX	50.65		2.35DR	
05SEP17	B 1 DEC18 GX	50.54		2.35DR	
05SEP17	B 1 DEC18 GX	50.56		2.35DR	
05SEP17	S 1 DEC18 GX		50.58	2.35DR	
05SEP17	S 1 DEC19 GX		50.87	2.35DR	
05SEP17	B 1 DEC19 GX	50.94		2.35DR	
	NYM Henry Hub Natural Gas 10,000 NYM				
05SEP17	B 1 JAN18 GX	3.28900		2.35DR	
05SEP17	S 1 MAY18 GX		2.87100	2.35DR	
	Commission				37.60DR
	<u>SETTLEMENTS</u>				
	NYM Light Sweet Crude Oil 1,000 NYM				
05SEP17	1 OCT17	46.00	47.37		1,370.00CR
05SEP17	1 OCT17	47.30	48.61		1,310.00CR
05SEP17	1 NOV17	47.93	47.85		80.00DR
05SEP17	1 NOV17	49.06	47.84		1,220.00DR
05SEP17	1 DEC18	50.65	50.58		70.00DR
05SEP17	1 DEC19	50.94	50.87		70.00DR
	NYM Henry Hub Natural Gas 10,000 NYM				
05SEP17	1 JAN18	3.28900	3.32100		320.00CR
05SEP17	1 MAY18	2.89100	2.87100		200.00DR
	<u>INTER ACCOUNT TRANSFER</u>				
05SEP17	SAP0023 Fund Withdrawal 05/09/17				100,000.00DR
05SEP17	SAP0023 to SAP0023C				62,541.18CR
	<u>TOTALS</u>				
	BROUGHT FORWARD BALANCE				157,540.44CR
	OPTION PREMIUMS				490.00CR
	SETTLEMENTS				
	NYM Henry Hub Natural Gas Futures				120.00CR
	NYM Light Sweet Crude Oil Futures				1,240.00CR
	CASH PAYMENTS/RECEIPTS				37,458.82DR
	COMMISSIONS				37.60DR
	CARRIED FORWARD BALANCE				121,894.02CR

TRADING ADVICE AND SETTLEMENT STATEMENT



SAPIEN CAPITAL LIMITED
SAP0023
SUITE A, 105 PICCADILLY
LONDON
W1J 7NJ

SAPG0023

5th Sep 2017

COB Global

MACQUARIE BANK LIMITED LONDON BRANCH
ROPEMAKER PLACE 28 ROPEMAKER STREET
LONDON EC2Y 9HD PHONE (44) 20 3037 4343

Authorised and regulated by the Australian Prudential Regulation Authority. Authorised by the Prudential Regulation Authority. Subject to regulation by the Financial Conduct Authority and limited regulation by the Prudential Regulation Authority. Details about the extent of our regulation by the Prudential Regulation Authority are available from us on request.

EUR EURO

Date	Description	Commission and Fees	Amount Posted
	<u>TOTALS</u>		
	BROUGHT FORWARD BALANCE		19,582.13CR
	OPTION PREMIUMS		974.00CR
	COMMISSIONS		3.40DR
	CARRIED FORWARD BALANCE		20,552.73CR

USD US DOLLARS

Date	Description	Commission and Fees	Amount Posted
	<u>TOTALS</u>		
	BROUGHT FORWARD BALANCE		269,425.62CR
	OPTION PREMIUMS		490.00CR
	SETTLEMENTS		
	NYM Henry Hub Natural Gas Futures		120.00CR
	NYM Light Sweet Crude Oil Futures		1,240.00CR
	CASH PAYMENTS/RECEIPTS		100,000.00DR
	COMMISSIONS		37.60DR
	CARRIED FORWARD BALANCE		171,238.02CR

TRADING ADVICE AND SETTLEMENT STATEMENT



SAPIEN CAPITAL LIMITED CLIENT ACC

SAP0025A

5th September 2017

COB GLOBAL

Sapien Capital Limited
Suite A, 105 Piccadilly
London W1J 7NJ UK
+44 (0) 20 7340 9081
backoffice@sapiencap.com

AUTHORISED AND REGULATED BY THE
FINANCIAL CONDUCT AUTHORITY

USD US DOLLARS

Date	Description	Bought Price	Sold Price	Commission and Fees	Amount Posted
<u>BUSINESS DONE TODAY</u>					
NYM Light Sweet Crude Oil 1,000 NYM					
05SEP17	B 2 OCT17	47.37		4.54DR	
05SEP17	S 1 OCT17		47.38	2.27DR	
05SEP17	S 1 OCT17		47.39	2.27DR	
05SEP17	B 15 OCT17	47.39		34.05DR	
05SEP17	S 1 OCT17		48.85	2.27DR	
05SEP17	S 1 OCT17		48.60	2.27DR	
05SEP17	S 1 OCT17		48.62	2.27DR	
05SEP17	B 1 OCT17	48.65		2.27DR	
05SEP17	S 10 OCT17 56.50 Call		0.02	22.70DR	200.00CR
CMX Copper 25,000 CMX					
05SEP17	B 1 DEC17	315.550		2.27DR	
05SEP17	B 3 DEC17	315.500		6.81DR	
05SEP17	B 1 DEC17	315.400		2.27DR	
05SEP17	B 1 DEC17	315.350		2.27DR	
05SEP17	B 1 DEC17	314.650		2.27DR	
CMX Gold 100 CMX					
05SEP17	S 10 OCT17 1150.0 Put		0.2	22.70DR	200.00CR
	Commission				113.50DR
<u>SETTLEMENTS</u>					
NYM Light Sweet Crude Oil 1,000 NYM					
05SEP17	1 OCT17	47.37	47.38		10.00CR
05SEP17	1 OCT17	47.37	47.39		20.00CR
05SEP17	1 OCT17	47.39	48.85		1,460.00CR
05SEP17	1 OCT17	47.39	48.60		1,210.00CR
05SEP17	1 OCT17	47.39	48.62		1,230.00CR
CMX Copper 25,000 CMX					
05SEP17	2 DEC17	315.500	301.800		6,850.00DR
05SEP17	1 DEC17	315.550	301.850		3,425.00DR
05SEP17	1 DEC17	315.500	301.850		3,412.50DR
05SEP17	1 DEC17	315.400	301.900		3,375.00DR
05SEP17	1 DEC17	315.350	301.900		3,362.50DR
05SEP17	1 DEC17	314.650	309.150		1,375.00DR
<u>TOTALS</u>					
BROUGHT FORWARD BALANCE					15,198.62DR
OPTION PREMIUMS					400.00CR
SETTLEMENTS					
CMX Copper Futures					21,800.00DR
NYM Light Sweet Crude Oil Futures					3,930.00CR
COMMISSIONS					113.50DR
CARRIED FORWARD BALANCE					32,782.12DR

TRADING ADVICE AND SETTLEMENT STATEMENT



SAPIEN CAPITAL LIMITED CLIENT ACC
.

SAP0025B

5th September 2017

COB GLOBAL

Sapien Capital Limited
Suite A, 105 Piccadilly
London W1J 7NJ UK
+44 (0) 20 7340 9081
backoffice@sapiencap.com

AUTHORISED AND REGULATED BY THE
FINANCIAL CONDUCT AUTHORITY

USD US DOLLARS

Date	Description	Bought Price	Sold Price	Commission and Fees	Amount Posted
	<u>BUSINESS DONE TODAY</u>				
	NYM Light Sweet Crude Oil 1,000 NYM				
05SEP17	B 10 OCT17 GX	47.39		22.70DR	
	CMX Copper 25,000 CMX				
05SEP17	B 1 DEC17 GX	315.550		2.27DR	
05SEP17	S 2 DEC17 GX		317.050	4.54DR	
05SEP17	S 2 DEC17 GX		317.100	4.54DR	
05SEP17	S 2 DEC17 GX		317.000	4.54DR	
	CMX Silver 5,000 CMX				
05SEP17	B 2 DEC17 GX	1796.5		4.54DR	
	Commission				43.13DR
	<u>SETTLEMENTS</u>				
	CMX Copper 25,000 CMX				
05SEP17	1 DEC17	315.550	317.050		375.00CR
	<u>MATCH OUTS</u>				
	LME Copper Grade A 25 tonnes. This is a LME registered client contract				
19JUL17	1 05SEP17	5951.50	5654.00		7,437.50DR
	<u>TOTALS</u>				
	BROUGHT FORWARD BALANCE				175,764.03CR
	SETTLEMENTS				
	LME Copper Grade A 25 tonnes. This Futures				7,437.50DR
	CMX Copper Futures				375.00CR
	COMMISSIONS				43.13DR
	CARRIED FORWARD BALANCE				168,658.40CR

TRADING ADVICE AND SETTLEMENT STATEMENT



SAPIEN CAPITAL LIMITED CLIENT ACC
.

SAP0025C
5th September 2017
COB GLOBAL

Sapien Capital Limited
Suite A, 105 Piccadilly
London W1J 7NJ UK
+44 (0) 20 7340 9081
backoffice@sapiencap.com

AUTHORISED AND REGULATED BY THE
FINANCIAL CONDUCT AUTHORITY

USD US DOLLARS

Date	Description	Bought Price	Sold Price	Commission and Fees	Amount Posted
	<u>BUSINESS DONE TODAY</u>				
05SEP17	NYM Light Sweet Crude Oil 1,000 NYM B 9 OCT17 GX	47.39		20.43DR	
05SEP17	CMX Copper 25,000 CMX S 4 DEC17 GX		314.800	9.08DR	
05SEP17	B 4 DEC17 GX	315.550		9.08DR	
	Commission				38.59DR
	<u>SETTLEMENTS</u>				
05SEP17	CMX Copper 25,000 CMX 4 DEC17	315.550	314.800		750.00DR
	<u>TOTALS</u>				
	BROUGHT FORWARD BALANCE				125,038.54CR
	SETTLEMENTS				
	CMX Copper Futures				750.00DR
	COMMISSIONS				38.59DR
	CARRIED FORWARD BALANCE				124,249.95CR

TRADING ADVICE AND SETTLEMENT STATEMENT



SAPIEN CAPITAL LIMITED CLIENT ACC
.

SAP0025D

5th September 2017

COB GLOBAL

Sapien Capital Limited
Suite A, 105 Piccadilly
London W1J 7NJ UK
+44 (0) 20 7340 9081
backoffice@sapiencap.com

AUTHORISED AND REGULATED BY THE
FINANCIAL CONDUCT AUTHORITY

USD US DOLLARS

Date	Description	Bought Price	Sold Price	Commission and Fees	Amount Posted
	<u>BUSINESS DONE TODAY</u>				
	NYM Light Sweet Crude Oil 1,000 NYM				
05SEP17	B 10 OCT17 GX	47.39		21.00DR	
05SEP17	S 1 OCT17 GX		48.96	2.10DR	
05SEP17	S 1 OCT17 GX		48.65	2.10DR	
05SEP17	S 1 OCT17 GX		48.58	2.10DR	
	Commission				27.30DR
	<u>SETTLEMENTS</u>				
	NYM Light Sweet Crude Oil 1,000 NYM				
05SEP17	1 OCT17	47.39	48.96		1,570.00CR
05SEP17	1 OCT17	47.39	48.65		1,260.00CR
05SEP17	1 OCT17	47.39	48.58		1,190.00CR
	<u>MATCH OUTS</u>				
	LME Copper Grade A 25 tonnes. This is a LME registered client contract				
19JUL17	1 05SEP17	5645.00	5951.50		7,662.50CR
	<u>TOTALS</u>				
	BROUGHT FORWARD BALANCE				112,289.35CR
	SETTLEMENTS				
	LME Copper Grade A 25 tonnes. This Futures				7,662.50CR
	NYM Light Sweet Crude Oil Futures				4,020.00CR
	COMMISSIONS				27.30DR
	CARRIED FORWARD BALANCE				123,944.55CR

TRADING ADVICE AND SETTLEMENT STATEMENT



SAPIEN CAPITAL LIMITED CLIENT ACC
.

SAP0025F

5th September 2017

COB GLOBAL

Sapien Capital Limited
Suite A, 105 Piccadilly
London W1J 7NJ UK
+44 (0) 20 7340 9081
backoffice@sapiencap.com

AUTHORISED AND REGULATED BY THE
FINANCIAL CONDUCT AUTHORITY

USD US DOLLARS

Date	Description	Bought Price	Sold Price	Commission and Fees	Amount Posted
<u>BUSINESS DONE TODAY</u>					
NYM Light Sweet Crude Oil 1,000 NYM					
05SEP17	S 8 OCT17	44.00 Put GX		0.09	14.40DR 720.00CR
05SEP17	B 21 OCT17	42.00 Put GX	0.02		37.80DR 420.00DR
05SEP17	B 3 OCT17	41.00 Put GX	0.01		5.40DR 30.00DR
05SEP17	S 3 OCT17	49.50 Call GX		0.59	5.40DR 1,770.00CR
05SEP17	B 8 OCT17	51.50 Call GX	0.19		14.40DR 1,520.00DR
05SEP17	S 1 OCT17	49.50 Call GX		0.56	1.80DR 560.00CR
05SEP17	S 1 OCT17	49.50 Call GX		0.57	1.80DR 570.00CR
05SEP17	B 4 OCT17	51.50 Call GX	0.18		7.20DR 720.00DR
05SEP17	S 1 OCT17	49.50 Call GX		0.63	1.80DR 630.00CR
05SEP17	B 2 OCT17	51.50 Call GX	0.21		3.60DR 420.00DR
05SEP17	S 2 OCT17	49.50 Call GX		0.66	3.60DR 1,320.00CR
05SEP17	S 4 OCT17	51.50 Call GX		0.21	7.20DR 840.00CR
05SEP17	B 34 OCT17	54.00 Call GX	0.06		61.20DR 2,040.00DR
	Commission				165.60DR
<u>SETTLEMENTS</u>					
NYM Light Sweet Crude Oil 1,000 NYM					
05SEP17	4 OCT17	51.50 Call	0.19	0.21	0.00
05SEP17	3 OCT17	49.50 Call	0.25	0.59	0.00
05SEP17	1 OCT17	49.50 Call	0.25	0.56	0.00
05SEP17	1 OCT17	49.50 Call	0.25	0.57	0.00
05SEP17	1 OCT17	49.50 Call	0.26	0.63	0.00
05SEP17	1 OCT17	49.50 Call	0.26	0.66	0.00
05SEP17	1 OCT17	49.50 Call	0.26	0.66	0.00
05SEP17	4 OCT17	51.50 Call	0.19	0.09	0.00
05SEP17	3 OCT17	51.50 Call	0.18	0.09	0.00
05SEP17	1 OCT17	51.50 Call	0.18	0.09	0.00
05SEP17	2 OCT17	51.50 Call	0.21	0.09	0.00
05SEP17	1 OCT17	41.00 Put	0.01	0.04	0.00
05SEP17	2 OCT17	41.00 Put	0.01	0.05	0.00
05SEP17	21 OCT17	42.00 Put	0.02	0.07	0.00
05SEP17	6 OCT17	44.00 Put	0.19	0.09	0.00
05SEP17	1 OCT17	44.00 Put	0.19	0.09	0.00
05SEP17	1 OCT17	44.00 Put	0.19	0.09	0.00
05SEP17	10 OCT17	54.00 Call	0.06	0.07	0.00
05SEP17	1 OCT17	54.00 Call	0.06	0.07	0.00
05SEP17	5 OCT17	54.00 Call	0.06	0.07	0.00
05SEP17	4 OCT17	54.00 Call	0.06	0.07	0.00
05SEP17	3 OCT17	54.00 Call	0.06	0.07	0.00
05SEP17	11 OCT17	54.00 Call	0.06	0.05	0.00
<u>TOTALS</u>					
BROUGHT FORWARD BALANCE					2,599.30DR
OPTION PREMIUMS					1,260.00CR
COMMISSIONS					165.60DR
CARRIED FORWARD BALANCE					1,504.90DR

TRADING ADVICE AND SETTLEMENT STATEMENT



SAPIEN CAPITAL LIMITED CLIENT ACC

SAP0025G

5th September 2017

COB GLOBAL

Sapien Capital Limited
Suite A, 105 Piccadilly
London W1J 7NJ UK
+44 (0) 20 7340 9081
backoffice@sapiencap.com

AUTHORISED AND REGULATED BY THE
FINANCIAL CONDUCT AUTHORITY

USD US DOLLARS

Date	Description	Bought Price	Sold Price	Commission and Fees	Amount Posted
<u>BUSINESS DONE TODAY</u>					
<u>NYM Light Sweet Crude Oil 1,000 NYM</u>					
05SEP17	S 1 OCT17	44.00 Put GX		0.09 1.80DR	90.00CR
05SEP17	S 1 OCT17	44.50 Put GX		0.14 1.80DR	140.00CR
05SEP17	B 10 OCT17	42.00 Put GX	0.02	18.00DR	200.00DR
05SEP17	S 2 OCT17	44.00 Put GX		0.10 3.60DR	200.00CR
05SEP17	S 1 OCT17	50.50 Call GX		0.17 1.80DR	170.00CR
05SEP17	B 1 OCT17	52.00 Call GX	0.09	1.80DR	90.00DR
05SEP17	S 1 OCT17	44.50 Put GX		0.10 1.80DR	100.00CR
05SEP17	B 1 OCT17	45.50 Put GX	0.17	1.80DR	170.00DR
05SEP17	S 1 OCT17	50.00 Call GX		0.29 1.80DR	290.00CR
05SEP17	B 2 OCT17	42.50 Put GX	0.02	3.60DR	40.00DR
05SEP17	B 6 OCT17	51.50 Call GX	0.17	10.80DR	1,020.00DR
05SEP17	B 3 OCT17	51.50 Call GX	0.20	5.40DR	600.00DR
05SEP17	B 5 OCT17	43.00 Put GX	0.02	9.00DR	100.00DR
05SEP17	S 1 OCT17	44.00 Put GX		0.04 1.80DR	40.00CR
05SEP17	S 1 OCT17	49.50 Call GX		0.54 1.80DR	540.00CR
05SEP17	B 3 OCT17	52.00 Call GX	0.12	5.40DR	360.00DR
05SEP17	S 1 OCT17	49.50 Call GX		0.53 1.80DR	530.00CR
05SEP17	B 3 OCT17	52.00 Call GX	0.13	5.40DR	390.00DR
05SEP17	S 1 OCT17	49.50 Call GX		0.56 1.80DR	560.00CR
05SEP17	S 1 OCT17	52.00 Call GX		0.12 1.80DR	120.00CR
	Commission				82.80DR
<u>SETTLEMENTS</u>					
<u>NYM Light Sweet Crude Oil 1,000 NYM</u>					
05SEP17	1 OCT17	52.00 Call	0.09	0.12	0.00
05SEP17	1 OCT17	44.50 Put	0.19	0.14	0.00
05SEP17	1 OCT17	44.50 Put	0.19	0.10	0.00
05SEP17	1 OCT17	44.00 Put	0.19	0.09	0.00
05SEP17	2 OCT17	44.00 Put	0.19	0.10	0.00
05SEP17	1 OCT17	44.00 Put	0.16	0.04	0.00
05SEP17	1 OCT17	50.50 Call	0.16	0.17	0.00
05SEP17	3 OCT17	51.50 Call	0.17	0.09	0.00
05SEP17	3 OCT17	51.50 Call	0.17	0.09	0.00
05SEP17	3 OCT17	51.50 Call	0.20	0.10	0.00
05SEP17	1 OCT17	49.50 Call	0.25	0.54	0.00
05SEP17	1 OCT17	49.50 Call	0.25	0.53	0.00
05SEP17	1 OCT17	49.50 Call	0.25	0.56	0.00
05SEP17	9 OCT17	42.00 Put	0.02	0.07	0.00
05SEP17	1 OCT17	42.00 Put	0.02	0.04	0.00
05SEP17	1 OCT17	52.00 Call	0.12	0.08	0.00
05SEP17	2 OCT17	52.00 Call	0.12	0.09	0.00
05SEP17	1 OCT17	52.00 Call	0.13	0.09	0.00
05SEP17	1 OCT17	52.00 Call	0.13	0.07	0.00
05SEP17	1 OCT17	52.00 Call	0.13	0.06	0.00
05SEP17	2 OCT17	42.50 Put	0.02	0.06	0.00
05SEP17	5 OCT17	43.00 Put	0.02	0.08	0.00
05SEP17	1 OCT17	50.00 Call	0.24	0.29	0.00
<u>TOTALS</u>					
BROUGHT FORWARD BALANCE					1,129.74DR
OPTION PREMIUMS					190.00DR
COMMISSIONS					82.80DR
CARRIED FORWARD BALANCE					1,402.54DR

TRADING ADVICE AND SETTLEMENT STATEMENT



SAPIEN CAPITAL LIMITED CLIENT ACC

SAP0025G

5th September 2017

COB GLOBAL

Sapien Capital Limited
Suite A, 105 Piccadilly
London W1J 7NJ UK
+44 (0) 20 7340 9081
backoffice@sapiencap.com

AUTHORISED AND REGULATED BY THE
FINANCIAL CONDUCT AUTHORITY

TRADING ADVICE AND SETTLEMENT STATEMENT



SAPIEN CAPITAL LIMITED CLIENT ACC

SAP0025J

5th September 2017

COB GLOBAL

Sapien Capital Limited
Suite A, 105 Piccadilly
London W1J 7NJ UK
+44 (0) 20 7340 9081
backoffice@sapiencap.com

AUTHORISED AND REGULATED BY THE
FINANCIAL CONDUCT AUTHORITY

USD US DOLLARS

Date	Description	Bought Price	Sold Price	Commission and Fees	Amount Posted
<u>BUSINESS DONE TODAY</u>					
NYM Light Sweet Crude Oil 1,000 NYM					
05SEP17	B 1 OCT17	45.00 Put	GX	0.19	2.10DR 190.00DR
05SEP17	S 1 OCT17	43.00 Put	GX	0.04	2.10DR 40.00CR
05SEP17	B 1 OCT17	45.00 Put	GX	0.20	2.10DR 200.00DR
05SEP17	B 3 OCT17	45.00 Put	GX	0.18	6.30DR 540.00DR
05SEP17	S 4 OCT17	44.00 Put	GX	0.09	8.40DR 360.00CR
05SEP17	S 4 OCT17	44.00 Put	GX	0.10	8.40DR 400.00CR
05SEP17	S 10 OCT17	53.00 Call	GX	0.08	21.00DR 800.00CR
05SEP17	B 2 OCT17	51.00 Call	GX	0.24	4.20DR 480.00DR
05SEP17	B 14 OCT17	51.00 Call	GX	0.26	29.40DR 3,640.00DR
05SEP17	S 39 OCT17	53.00 Call	GX	0.09	81.90DR 3,510.00CR
05SEP17	B 2 OCT17	46.00 Put	GX	0.16	4.20DR 320.00DR
05SEP17	S 4 OCT17	45.00 Put	GX	0.08	8.40DR 320.00CR
05SEP17	S 1 OCT17	45.00 Put	GX	0.09	2.10DR 90.00CR
05SEP17	B 2 OCT17	46.00 Put	GX	0.17	4.20DR 340.00DR
05SEP17	S 3 OCT17	45.00 Put	GX	0.07	6.30DR 210.00CR
	Commission				191.10DR
<u>SETTLEMENTS</u>					
NYM Light Sweet Crude Oil 1,000 NYM					
05SEP17	1 OCT17	45.00 Put		0.18 0.08	0.00
05SEP17	1 OCT17	45.00 Put		0.19 0.08	0.00
05SEP17	1 OCT17	45.00 Put		0.18 0.08	0.00
05SEP17	1 OCT17	45.00 Put		0.20 0.08	0.00
05SEP17	1 OCT17	45.00 Put		0.18 0.09	0.00
<u>TOTALS</u>					
BROUGHT FORWARD BALANCE					0.00
OPTION PREMIUMS					20.00CR
COMMISSIONS					191.10DR
CARRIED FORWARD BALANCE					171.10DR

TRADING ADVICE AND SETTLEMENT STATEMENT



SAPIEN CAPITAL LIMITED CLIENT ACC
.

SAP0025Z

5th September 2017

COB GLOBAL


Sapien Capital Limited
Suite A, 105 Piccadilly
London W1J 7NJ UK
+44 (0) 20 7340 9081
backoffice@sapiencap.com

AUTHORISED AND REGULATED BY THE
FINANCIAL CONDUCT AUTHORITY

USD US DOLLARS

Date	Description	Bought Price	Sold Price	Commission and Fees	Amount Posted
	<u>BUSINESS DONE TODAY</u>				
	NYM Light Sweet Crude Oil 1,000 NYM				
05SEP17	S 6 OCT17 43.00 Put GX		0.05	13.62DR	300.00CR
05SEP17	B 1 OCT17 45.00 Put GX	0.15		2.27DR	150.00DR
05SEP17	B 1 OCT17 45.00 Put GX	0.19		2.27DR	190.00DR
05SEP17	S 1 OCT17 44.00 Put GX		0.07	2.27DR	70.00CR
05SEP17	B 1 OCT17 45.50 Put GX	0.19		2.27DR	190.00DR
05SEP17	B 1 OCT17 45.50 Put GX	0.17		2.27DR	170.00DR
05SEP17	S 13 OCT17 43.50 Put GX		0.04	29.51DR	520.00CR
05SEP17	S 7 OCT17 53.50 Call GX		0.07	15.89DR	490.00CR
05SEP17	S 20 OCT17 53.50 Call GX		0.06	45.40DR	1,200.00CR
05SEP17	B 1 OCT17 50.50 Call GX	0.36		2.27DR	360.00DR
05SEP17	B 1 OCT17 45.50 Put GX	0.11		2.27DR	110.00DR
05SEP17	S 2 OCT17 54.00 Call GX		0.06	4.54DR	120.00CR
05SEP17	S 1 OCT17 45.00 Put GX		0.07	2.27DR	70.00CR
05SEP17	S 2 OCT17 54.00 Call GX		0.05	4.54DR	100.00CR
05SEP17	B 1 OCT17 50.50 Call GX	0.31		2.27DR	310.00DR
05SEP17	B 2 OCT17 50.50 Call GX	0.30		4.54DR	600.00DR
05SEP17	S 4 OCT17 52.00 Call GX		0.12	9.08DR	480.00CR
	Commission				147.55DR
	<u>SETTLEMENTS</u>				
	NYM Light Sweet Crude Oil 1,000 NYM				
05SEP17	1 OCT17 45.00 Put	0.15	0.07		0.00
	<u>TOTALS</u>				
	BROUGHT FORWARD BALANCE				0.00
	OPTION PREMIUMS				1,270.00CR
	COMMISSIONS				147.55DR
	CARRIED FORWARD BALANCE				1,122.45CR

TRADING ADVICE AND SETTLEMENT STATEMENT



SAPIEN CAPITAL LIMITED
SAP0025
SUITE A, 105 PICCADILLY
LONDON
W1J 7NJ

SAPG0025
5th Sep 2017
COB Global

MACQUARIE BANK LIMITED LONDON BRANCH
ROPEMAKER PLACE 28 ROPEMAKER STREET
LONDON EC2Y 9HD PHONE (44) 20 3037 4343
Authorised and regulated by the Australian Prudential
Regulation Authority. Authorised by the Prudential
Regulation Authority. Subject to regulation by the Financial
Conduct Authority and limited regulation by the
Prudential Regulation Authority. Details about the extent
of our regulation by the Prudential Regulation Authority are
available from us on request.

USD US DOLLARS

Date	Description	Commission and Fees	Amount Posted
	<u>TOTALS</u>		
	BROUGHT FORWARD BALANCE		1,486,827.66CR
	OPTION PREMIUMS		2,760.00CR
	SETTLEMENTS		
	CMX Copper Futures		22,175.00DR
	LME Copper Grade A 25 tonnes. This Futures		225.00CR
	NYM Light Sweet Crude Oil Futures		7,950.00CR
	COMMISSIONS		809.57DR
	CARRIED FORWARD BALANCE		1,474,778.09CR

TRADING ADVICE AND SETTLEMENT STATEMENT



SAPIEN CAPITAL LIMITED CLIENT ACC

SAP0034E

5th September 2017

COB GLOBAL

Sapien Capital Limited
Suite A, 105 Piccadilly
London W1J 7NJ UK
+44 (0) 20 7340 9081
backoffice@sapiencap.com

AUTHORISED AND REGULATED BY THE
FINANCIAL CONDUCT AUTHORITY

USD US DOLLARS

Date	Description	Bought Price	Sold Price	Commission and Fees	Amount Posted
<u>BUSINESS DONE TODAY</u>					
NYM Light Sweet Crude Oil 1,000 NYM					
05SEP17	B 1 OCT17 TTR II	47.27		1.22DR	
05SEP17	B 1 OCT17 TTR II	47.24		1.22DR	
05SEP17	S 1 OCT17 TTR II		47.26	1.22DR	
05SEP17	B 1 OCT17 TTR II	47.36		1.22DR	
05SEP17	S 1 OCT17 TTR II		47.33	1.22DR	
05SEP17	S 1 OCT17 TTR II		47.21	1.22DR	
05SEP17	B 1 OCT17 TTR II	47.19		1.22DR	
05SEP17	B 1 OCT17 TTR II	47.20		1.22DR	
05SEP17	B 1 OCT17 TTR II	47.21		1.22DR	
05SEP17	B 3 OCT17 TTR II	47.42		3.66DR	
05SEP17	S 3 OCT17 TTR II		47.43	3.66DR	
05SEP17	B 2 OCT17 TTR II	47.40		2.44DR	
05SEP17	B 1 OCT17 TTR II	47.38		1.22DR	
05SEP17	B 1 OCT17 TTR II	47.41		1.22DR	
05SEP17	B 1 OCT17 TTR II	47.57		1.22DR	
05SEP17	S 1 OCT17 TTR II		47.58	1.22DR	
05SEP17	S 2 OCT17 TTR II		47.57	2.44DR	
05SEP17	S 2 OCT17 TTR II		47.56	2.44DR	
05SEP17	S 13 OCT17 TTR II		47.76	15.86DR	
05SEP17	S 2 OCT17 TTR II		47.75	2.44DR	
05SEP17	S 2 OCT17 TTR II		47.77	2.44DR	
05SEP17	S 1 OCT17 TTR II		47.81	1.22DR	
05SEP17	S 4 OCT17 TTR II		47.78	4.88DR	
05SEP17	S 1 OCT17 TTR II		47.95	1.22DR	
05SEP17	B 1 OCT17 TTR II	48.90		1.22DR	
05SEP17	B 1 OCT17 TTR II	48.89		1.22DR	
05SEP17	B 1 OCT17 TTR II	48.85		1.22DR	
05SEP17	S 1 OCT17 TTR II		48.78	1.22DR	
05SEP17	S 1 OCT17 TTR II		48.80	1.22DR	
05SEP17	S 1 OCT17 TTR II		48.83	1.22DR	
05SEP17	B 2 OCT17 TTR II	48.55		2.44DR	
05SEP17	S 2 OCT17 TTR II		48.59	2.44DR	
05SEP17	S 1 OCT17 TTR II		48.61	1.22DR	
CMX Gold 100 CMX					
05SEP17	S 10 DEC17 TTR II		1338.9	13.30DR	
05SEP17	S 9 DEC17 TTR II		1338.7	11.97DR	
05SEP17	S 2 DEC17 TTR II		1339.0	2.66DR	
05SEP17	B 1 DEC17 TTR II	1340.1		1.33DR	
05SEP17	B 1 DEC17 TTR II	1340.0		1.33DR	
05SEP17	B 11 DEC17 TTR II	1341.3		14.63DR	
05SEP17	B 1 DEC17 TTR II	1341.6		1.33DR	
05SEP17	B 3 DEC17 TTR II	1341.5		3.99DR	
05SEP17	B 3 DEC17 TTR II	1341.4		3.99DR	
05SEP17	S 3 DEC17 TTR II		1342.1	3.99DR	
05SEP17	S 16 DEC17 TTR II		1342.2	21.28DR	
05SEP17	S 2 DEC17 TTR II		1342.5	2.66DR	
05SEP17	S 10 DEC17 TTR II		1342.6	13.30DR	
05SEP17	S 8 DEC17 TTR II		1342.3	10.64DR	
05SEP17	S 1 DEC17 TTR II		1343.1	1.33DR	
05SEP17	S 1 DEC17 TTR II		1344.7	1.33DR	
05SEP17	S 1 DEC17 TTR II		1343.7	1.33DR	
05SEP17	S 5 DEC17 TTR II		1343.8	6.65DR	
05SEP17	S 1 DEC17 TTR II		1344.0	1.33DR	
05SEP17	S 2 DEC17 TTR II		1342.9	2.66DR	
05SEP17	S 7 DEC17 TTR II		1343.0	9.31DR	
05SEP17	B 1 DEC17 TTR II	1343.2		1.33DR	
05SEP17	S 2 DEC17 TTR II		1342.7	2.66DR	
05SEP17	S 1 DEC17 TTR II		1343.2	1.33DR	
05SEP17	B 1 DEC17 TTR II	1338.6		1.33DR	
05SEP17	B 1 DEC17 TTR II	1338.4		1.33DR	
05SEP17	B 1 DEC17 TTR II	1338.0		1.33DR	
05SEP17	B 2 DEC17 TTR II	1338.3		2.66DR	
05SEP17	S 1 DEC17 TTR II		1340.7	1.33DR	

TRADING ADVICE AND SETTLEMENT STATEMENT



SAPIEN CAPITAL LIMITED CLIENT ACC

SAP0034E

5th September 2017

COB GLOBAL

Sapien Capital Limited
Suite A, 105 Piccadilly
London W1J 7NJ UK
+44 (0) 20 7340 9081
backoffice@sapiencap.com

AUTHORISED AND REGULATED BY THE
FINANCIAL CONDUCT AUTHORITY

USD US DOLLARS

Date	Description	Bought Price	Sold Price	Commission and Fees	Amount Posted
05SEP17	B 1 DEC17 TTR II	1339.8		1.33DR	
05SEP17	B 1 DEC17 TTR II	1339.7		1.33DR	
05SEP17	B 2 DEC17 TTR II	1339.1		2.66DR	
05SEP17	B 2 DEC17 TTR II	1339.2		2.66DR	
05SEP17	B 2 DEC17 TTR II	1340.2		2.66DR	
05SEP17	B 2 DEC17 TTR II	1339.5		2.66DR	
05SEP17	S 9 DEC17 TTR II		1339.5	11.97DR	
05SEP17	B 9 DEC17 TTR II	1339.3		11.97DR	
05SEP17	B 1 DEC17 TTR II	1338.5		1.33DR	
05SEP17	B 1 DEC17 TTR II	1338.9		1.33DR	
05SEP17	B 1 DEC17 TTR II	1338.8		1.33DR	
05SEP17	B 8 DEC17 TTR II	1339.9		10.64DR	
05SEP17	B 5 DEC17 TTR II	1340.4		6.65DR	
05SEP17	B 5 DEC17 TTR II	1340.9		6.65DR	
05SEP17	B 1 DEC17 TTR II	1340.8		1.33DR	
05SEP17	B 4 DEC17 TTR II	1340.7		5.32DR	
05SEP17	B 2 DEC17 TTR II	1340.6		2.66DR	
05SEP17	B 8 DEC17 TTR II	1340.5		10.64DR	
05SEP17	S 1 DEC17 TTR II		1339.6	1.33DR	
05SEP17	B 2 DEC17 TTR II	1339.0		2.66DR	
05SEP17	B 4 DEC17 TTR II	1339.4		5.32DR	
05SEP17	S 2 DEC17 TTR II		1341.7	2.66DR	
05SEP17	S 1 DEC17 TTR II		1341.6	1.33DR	
05SEP17	S 13 DEC17 TTR II		1341.8	17.29DR	
05SEP17	S 10 DEC17 TTR II		1341.9	13.30DR	
05SEP17	S 4 DEC17 TTR II		1342.0	5.32DR	
05SEP17	B 1 DEC17 TTR II	1342.3		1.33DR	
05SEP17	S 3 DEC17 TTR II		1341.4	3.99DR	
05SEP17	S 4 DEC17 TTR II		1341.5	5.32DR	
05SEP17	B 6 DEC17 TTR II	1341.2		7.98DR	
05SEP17	B 3 DEC17 TTR II	1341.0		3.99DR	
05SEP17	S 2 DEC17 TTR II		1339.9	2.66DR	
05SEP17	S 4 DEC17 TTR II		1339.2	5.32DR	
05SEP17	S 2 DEC17 TTR II		1339.7	2.66DR	
05SEP17	S 7 DEC17 TTR II		1339.3	9.31DR	
05SEP17	S 14 DEC17 TTR II		1339.4	18.62DR	
05SEP17	B 1 DEC17 TTR II	1336.7		1.33DR	
05SEP17	S 1 DEC17 TTR II		1337.4	1.33DR	
05SEP17	B 2 DEC17 TTR II	1337.2		2.66DR	
05SEP17	B 1 DEC17 TTR II	1335.8		1.33DR	
05SEP17	S 4 DEC17 TTR II		1336.9	5.32DR	
05SEP17	S 2 DEC17 TTR II		1337.0	2.66DR	
05SEP17	S 2 DEC17 TTR II		1336.7	2.66DR	
05SEP17	S 3 DEC17 TTR II		1335.8	3.99DR	
05SEP17	S 1 DEC17 TTR II		1335.7	1.33DR	
05SEP17	S 2 DEC17 TTR II		1336.2	2.66DR	
05SEP17	B 2 DEC17 TTR II	1336.5		2.66DR	
05SEP17	B 2 DEC17 TTR II	1336.9		2.66DR	
05SEP17	B 3 DEC17 TTR II	1337.0		3.99DR	
05SEP17	B 3 DEC17 TTR II	1337.1		3.99DR	
05SEP17	B 3 DEC17 TTR II	1338.2		3.99DR	
05SEP17	S 1 DEC17 TTR II		1338.5	1.33DR	
05SEP17	B 1 DEC17 TTR II	1336.6		1.33DR	
05SEP17	B 1 DEC17 TTR II	1335.4		1.33DR	
05SEP17	B 1 DEC17 TTR II	1334.3		1.33DR	
05SEP17	B 1 DEC17 TTR II	1331.6		1.33DR	
05SEP17	S 1 DEC17 TTR II		1331.4	1.33DR	
05SEP17	S 2 DEC17 TTR II		1331.6	2.66DR	
05SEP17	S 1 DEC17 TTR II		1331.7	1.33DR	
05SEP17	S 1 DEC17 TTR II		1332.4	1.33DR	
05SEP17	S 1 DEC17 TTR II		1332.5	1.33DR	
05SEP17	S 1 DEC17 TTR II		1332.7	1.33DR	
05SEP17	B 1 DEC17 TTR II	1337.6		1.33DR	
05SEP17	B 4 DEC17 TTR II	1339.6		5.32DR	
05SEP17	S 2 DEC17 TTR II		1340.2	2.66DR	
05SEP17	S 1 DEC17 TTR II		1340.4	1.33DR	

TRADING ADVICE AND SETTLEMENT STATEMENT



SAPIEN CAPITAL LIMITED CLIENT ACC

SAP0034E

5th September 2017

COB GLOBAL

Sapien Capital Limited
Suite A, 105 Piccadilly
London W1J 7NJ UK
+44 (0) 20 7340 9081
backoffice@sapiencap.com

AUTHORISED AND REGULATED BY THE
FINANCIAL CONDUCT AUTHORITY

USD US DOLLARS

Date	Description	Bought Price	Sold Price	Commission and Fees	Amount Posted
05SEP17	B 1 DEC17 TTR II	1342.4		1.33DR	
05SEP17	S 2 DEC17 TTR II		1339.8	2.66DR	
05SEP17	S 3 DEC17 TTR II		1343.9	3.99DR	
05SEP17	S 2 DEC17 TTR II		1344.5	2.66DR	
05SEP17	B 2 DEC17 TTR II	1343.3		2.66DR	
NYM Heating Oil 42,000 NYM					
05SEP17	S 1 OCT17 TTR II		169.87	1.22DR	
05SEP17	S 1 OCT17 TTR II		171.13	1.22DR	
CMX Silver 5,000 CMX					
05SEP17	B 2 DEC17 TTR II	1792.0		2.66DR	
05SEP17	S 1 DEC17 TTR II		1794.5	1.33DR	
05SEP17	S 3 DEC17 TTR II		1792.5	3.99DR	
05SEP17	S 2 DEC17 TTR II		1792.0	2.66DR	
05SEP17	S 3 DEC17 TTR II		1791.5	3.99DR	
05SEP17	S 1 DEC17 TTR II		1791.0	1.33DR	
05SEP17	S 1 DEC17 TTR II		1789.0	1.33DR	
05SEP17	S 1 DEC17 TTR II		1788.0	1.33DR	
05SEP17	S 6 DEC17 TTR II		1787.5	7.98DR	
05SEP17	S 1 DEC17 TTR II		1799.0	1.33DR	
05SEP17	S 2 DEC17 TTR II		1800.0	2.66DR	
05SEP17	S 1 DEC17 TTR II		1799.5	1.33DR	
05SEP17	S 5 DEC17 TTR II		1796.5	6.65DR	
05SEP17	S 2 DEC17 TTR II		1796.0	2.66DR	
05SEP17	S 3 DEC17 TTR II		1790.0	3.99DR	
05SEP17	S 5 DEC17 TTR II		1790.5	6.65DR	
05SEP17	S 1 DEC17 TTR II		1788.5	1.33DR	
05SEP17	S 1 DEC17 TTR II		1798.0	1.33DR	
05SEP17	S 1 DEC17 TTR II		1797.5	1.33DR	
05SEP17	S 4 DEC17 TTR II		1797.0	5.32DR	
05SEP17	S 10 DEC17 TTR II		1795.0	13.30DR	
05SEP17	S 2 DEC17 TTR II		1793.5	2.66DR	
05SEP17	S 11 DEC17 TTR II		1795.5	14.63DR	
05SEP17	B 1 DEC17 TTR II	1801.0		1.33DR	
05SEP17	B 1 DEC17 TTR II	1808.0		1.33DR	
05SEP17	B 7 DEC17 TTR II	1796.5		9.31DR	
05SEP17	B 1 DEC17 TTR II	1797.5		1.33DR	
05SEP17	B 1 DEC17 TTR II	1798.0		1.33DR	
05SEP17	B 1 DEC17 TTR II	1799.5		1.33DR	
05SEP17	B 3 DEC17 TTR II	1799.0		3.99DR	
05SEP17	B 2 DEC17 TTR II	1800.0		2.66DR	
05SEP17	B 3 DEC17 TTR II	1797.0		3.99DR	
05SEP17	B 30 DEC17 TTR II	1793.0		39.90DR	
05SEP17	B 7 DEC17 TTR II	1794.0		9.31DR	
05SEP17	B 2 DEC17 TTR II	1795.5		2.66DR	
05SEP17	B 2 DEC17 TTR II	1792.5		2.66DR	
05SEP17	B 7 DEC17 TTR II	1791.5		9.31DR	
05SEP17	B 3 DEC17 TTR II	1791.0		3.99DR	
05SEP17	B 1 DEC17 TTR II	1790.5		1.33DR	
05SEP17	B 12 DEC17 TTR II	1793.5		15.96DR	
05SEP17	B 2 DEC17 TTR II	1795.0		2.66DR	
05SEP17	B 10 DEC17 TTR II	1794.5		13.30DR	
Commission					715.48DR
SETTLEMENTS					
NYM Light Sweet Crude Oil 1,000 NYM					
05SEP17	1 OCT17	47.27	47.43		160.00CR
05SEP17	1 OCT17	47.24	47.43		190.00CR
05SEP17	1 OCT17	47.36	47.26		100.00DR
05SEP17	1 OCT17	47.19	47.33		140.00CR
05SEP17	1 OCT17	47.20	47.21		10.00CR
05SEP17	1 OCT17	47.21	47.43		220.00CR
05SEP17	1 OCT17	47.42	47.57		150.00CR

TRADING ADVICE AND SETTLEMENT STATEMENT



SAPIEN CAPITAL LIMITED CLIENT ACC

SAP0034E

5th September 2017

COB GLOBAL

Sapien Capital Limited
Suite A, 105 Piccadilly
London W1J 7NJ UK
+44 (0) 20 7340 9081
backoffice@sapiencap.com

AUTHORISED AND REGULATED BY THE
FINANCIAL CONDUCT AUTHORITY

USD US DOLLARS

Date	Description	Bought Price	Sold Price	Commission and Fees	Amount Posted
05SEP17	1 OCT17	47.42	47.58		160.00CR
05SEP17	1 OCT17	47.42	47.57		150.00CR
05SEP17	1 OCT17	47.40	47.56		160.00CR
05SEP17	1 OCT17	47.40	47.56		160.00CR
05SEP17	1 OCT17	47.38	47.76		380.00CR
05SEP17	1 OCT17	47.41	47.77		360.00CR
05SEP17	1 OCT17	47.57	47.76		190.00CR
05SEP17	1 OCT17	48.90	47.76		1,140.00DR
05SEP17	1 OCT17	48.89	47.76		1,130.00DR
05SEP17	1 OCT17	48.85	47.76		1,090.00DR
05SEP17	2 OCT17	48.55	47.76		1,580.00DR
	CMX Gold 100 CMX				
05SEP17	1 DEC17	1340.1	1338.9		120.00DR
05SEP17	1 DEC17	1339.9	1338.9		100.00DR
05SEP17	1 DEC17	1339.9	1338.9		100.00DR
05SEP17	1 DEC17	1340.0	1338.9		110.00DR
05SEP17	1 DEC17	1340.6	1338.9		170.00DR
05SEP17	5 DEC17	1341.3	1338.9		1,200.00DR
05SEP17	4 DEC17	1341.3	1338.7		1,040.00DR
05SEP17	1 DEC17	1341.3	1338.7		260.00DR
05SEP17	1 DEC17	1341.2	1338.7		250.00DR
05SEP17	1 DEC17	1341.3	1338.7		260.00DR
05SEP17	1 DEC17	1341.6	1338.7		290.00DR
05SEP17	1 DEC17	1341.5	1338.7		280.00DR
05SEP17	2 DEC17	1341.5	1339.2		460.00DR
05SEP17	1 DEC17	1341.4	1339.2		220.00DR
05SEP17	2 DEC17	1341.4	1339.0		480.00DR
05SEP17	2 DEC17	1341.0	1339.3		340.00DR
05SEP17	1 DEC17	1340.7	1339.3		140.00DR
05SEP17	1 DEC17	1343.2	1339.4		380.00DR
05SEP17	1 DEC17	1340.4	1339.4		100.00DR
05SEP17	1 DEC17	1340.2	1339.4		80.00DR
05SEP17	1 DEC17	1339.0	1339.4		40.00CR
05SEP17	1 DEC17	1339.1	1341.4		230.00CR
05SEP17	1 DEC17	1338.6	1342.0		340.00CR
05SEP17	1 DEC17	1338.3	1341.9		360.00CR
05SEP17	1 DEC17	1338.4	1342.1		370.00CR
05SEP17	1 DEC17	1338.0	1342.3		430.00CR
05SEP17	1 DEC17	1338.3	1342.3		400.00CR
05SEP17	1 DEC17	1340.9	1342.3		140.00CR
05SEP17	4 DEC17	1339.9	1342.2		920.00CR
05SEP17	1 DEC17	1339.8	1342.2		240.00CR
05SEP17	1 DEC17	1339.7	1342.2		250.00CR
05SEP17	1 DEC17	1339.3	1342.1		280.00CR
05SEP17	1 DEC17	1339.5	1342.2		270.00CR
05SEP17	1 DEC17	1339.1	1342.2		310.00CR
05SEP17	3 DEC17	1339.3	1342.2		870.00CR
05SEP17	1 DEC17	1339.2	1342.2		300.00CR
05SEP17	1 DEC17	1339.3	1342.1		280.00CR
05SEP17	2 DEC17	1339.3	1342.2		580.00CR
05SEP17	1 DEC17	1339.2	1342.2		300.00CR
05SEP17	1 DEC17	1339.3	1342.2		290.00CR
05SEP17	1 DEC17	1340.2	1342.3		210.00CR
05SEP17	1 DEC17	1339.9	1342.5		260.00CR
05SEP17	1 DEC17	1339.6	1342.6		300.00CR
05SEP17	1 DEC17	1339.5	1342.6		310.00CR
05SEP17	3 DEC17	1339.4	1342.6		960.00CR
05SEP17	2 DEC17	1339.6	1342.6		600.00CR
05SEP17	1 DEC17	1339.3	1342.6		330.00CR
05SEP17	1 DEC17	1340.4	1342.5		210.00CR
05SEP17	1 DEC17	1340.4	1342.3		190.00CR
05SEP17	1 DEC17	1338.5	1342.3		380.00CR
05SEP17	1 DEC17	1338.9	1342.6		370.00CR
05SEP17	1 DEC17	1338.8	1342.6		380.00CR
05SEP17	1 DEC17	1339.9	1342.7		280.00CR
05SEP17	2 DEC17	1340.4	1343.0		520.00CR

TRADING ADVICE AND SETTLEMENT STATEMENT



SAPIEN CAPITAL LIMITED CLIENT ACC

SAP0034E

5th September 2017

COB GLOBAL

Sapien Capital Limited
Suite A, 105 Piccadilly
London W1J 7NJ UK
+44 (0) 20 7340 9081
backoffice@sapiencap.com

AUTHORISED AND REGULATED BY THE
FINANCIAL CONDUCT AUTHORITY

USD US DOLLARS

Date	Description	Bought Price	Sold Price	Commission and Fees	Amount Posted
05SEP17	1 DEC17	1340.7	1343.0		230.00CR
05SEP17	2 DEC17	1340.5	1343.0		500.00CR
05SEP17	1 DEC17	1340.9	1342.9		200.00CR
05SEP17	2 DEC17	1340.9	1342.3		280.00CR
05SEP17	1 DEC17	1340.9	1341.9		100.00CR
05SEP17	1 DEC17	1340.7	1342.0		130.00CR
05SEP17	1 DEC17	1340.8	1343.1		230.00CR
05SEP17	1 DEC17	1340.7	1344.7		400.00CR
05SEP17	1 DEC17	1340.6	1343.7		310.00CR
05SEP17	1 DEC17	1340.5	1343.8		330.00CR
05SEP17	1 DEC17	1340.5	1343.9		340.00CR
05SEP17	4 DEC17	1340.5	1343.8		1,320.00CR
05SEP17	1 DEC17	1339.0	1343.9		490.00CR
05SEP17	1 DEC17	1339.4	1344.0		460.00CR
05SEP17	1 DEC17	1342.3	1342.9		60.00CR
05SEP17	2 DEC17	1341.2	1343.0		360.00CR
05SEP17	1 DEC17	1341.2	1342.7		150.00CR
05SEP17	1 DEC17	1341.2	1343.2		200.00CR
05SEP17	1 DEC17	1341.2	1340.7		50.00DR
05SEP17	1 DEC17	1341.0	1339.4		160.00DR
05SEP17	1 DEC17	1337.0	1339.4		240.00CR
05SEP17	1 DEC17	1337.1	1339.4		230.00CR
05SEP17	1 DEC17	1336.7	1339.4		270.00CR
05SEP17	1 DEC17	1336.9	1339.4		250.00CR
05SEP17	1 DEC17	1337.2	1339.4		220.00CR
05SEP17	1 DEC17	1337.2	1339.4		220.00CR
05SEP17	1 DEC17	1337.1	1339.5		240.00CR
05SEP17	1 DEC17	1335.8	1339.5		370.00CR
05SEP17	2 DEC17	1336.5	1339.5		600.00CR
05SEP17	1 DEC17	1336.9	1339.5		260.00CR
05SEP17	2 DEC17	1337.0	1339.5		500.00CR
05SEP17	1 DEC17	1337.1	1339.3		220.00CR
05SEP17	2 DEC17	1338.2	1339.5		260.00CR
05SEP17	1 DEC17	1338.2	1339.6		140.00CR
05SEP17	1 DEC17	1336.6	1339.8		320.00CR
05SEP17	1 DEC17	1335.4	1339.9		450.00CR
05SEP17	1 DEC17	1334.3	1341.9		760.00CR
05SEP17	1 DEC17	1331.6	1341.8		1,020.00CR
05SEP17	1 DEC17	1337.6	1341.8		420.00CR
05SEP17	1 DEC17	1339.6	1341.8		220.00CR
05SEP17	1 DEC17	1342.4	1341.8		60.00DR
05SEP17	2 DEC17	1343.3	1341.8		300.00DR
05SEP17	1 DEC17	1323.1	1341.8		1,870.00CR
05SEP17	1 DEC17	1323.1	1341.8		1,870.00CR
05SEP17	1 DEC17	1322.9	1341.8		1,890.00CR
05SEP17	1 DEC17	1323.0	1341.8		1,880.00CR
05SEP17	1 DEC17	1323.0	1341.8		1,880.00CR
05SEP17	1 DEC17	1322.6	1341.7		1,910.00CR
05SEP17	1 DEC17	1323.3	1341.7		1,840.00CR
05SEP17	1 DEC17	1324.3	1341.6		1,730.00CR
05SEP17	1 DEC17	1323.2	1341.9		1,870.00CR
05SEP17	1 DEC17	1323.8	1342.0		1,820.00CR
05SEP17	1 DEC17	1324.0	1341.8		1,780.00CR
05SEP17	1 DEC17	1323.3	1341.8		1,850.00CR
05SEP17	1 DEC17	1322.9	1341.9		1,900.00CR
05SEP17	1 DEC17	1322.7	1341.9		1,920.00CR
05SEP17	1 DEC17	1323.0	1341.9		1,890.00CR
05SEP17	1 DEC17	1322.8	1341.9		1,910.00CR
05SEP17	1 DEC17	1322.8	1341.9		1,910.00CR
05SEP17	1 DEC17	1323.8	1341.9		1,810.00CR
05SEP17	1 DEC17	1323.8	1342.0		1,820.00CR
05SEP17	1 DEC17	1329.9	1341.5		1,160.00CR
05SEP17	1 DEC17	1329.8	1341.5		1,170.00CR
05SEP17	1 DEC17	1329.7	1341.5		1,180.00CR
05SEP17	1 DEC17	1329.9	1341.4		1,150.00CR
05SEP17	1 DEC17	1329.8	1341.4		1,160.00CR

TRADING ADVICE AND SETTLEMENT STATEMENT



SAPIEN CAPITAL LIMITED CLIENT ACC
.

SAP0034E

5th September 2017

COB GLOBAL

Sapien Capital Limited
Suite A, 105 Piccadilly
London W1J 7NJ UK
+44 (0) 20 7340 9081
backoffice@sapiencap.com

AUTHORISED AND REGULATED BY THE
FINANCIAL CONDUCT AUTHORITY

USD US DOLLARS

Date	Description	Bought Price	Sold Price	Commission and Fees	Amount Posted
05SEP17	1 DEC17 CMX Silver 5,000 CMX	1329.8	1341.5		1,170.00CR
05SEP17	1 DEC17	1791.0	1790.5		25.00DR
05SEP17	1 DEC17	1791.0	1791.5		25.00CR
05SEP17	1 DEC17	1791.5	1791.5		0.00
05SEP17	1 DEC17	1791.5	1795.0		175.00CR
05SEP17	2 DEC17	1791.5	1795.5		400.00CR
05SEP17	1 DEC17	1791.5	1794.5		150.00CR
05SEP17	1 DEC17	1791.5	1795.0		175.00CR
05SEP17	1 DEC17	1792.0	1795.0		150.00CR
05SEP17	1 DEC17	1792.0	1795.0		150.00CR
05SEP17	1 DEC17	1793.0	1795.0		100.00CR
05SEP17	1 DEC17	1793.0	1795.0		100.00CR
05SEP17	1 DEC17	1792.5	1795.0		125.00CR
05SEP17	2 DEC17	1793.0	1795.0		200.00CR
05SEP17	1 DEC17	1793.0	1792.5		25.00DR
05SEP17	1 DEC17	1793.0	1790.5		125.00DR
05SEP17	1 DEC17	1793.0	1792.5		25.00DR
05SEP17	1 DEC17	1793.0	1792.0		50.00DR
05SEP17	1 DEC17	1793.0	1792.5		25.00DR
05SEP17	1 DEC17	1793.0	1792.0		50.00DR
05SEP17	1 DEC17	1793.0	1791.5		75.00DR
05SEP17	1 DEC17	1793.0	1791.0		100.00DR
05SEP17	2 DEC17	1793.0	1790.0		300.00DR
05SEP17	1 DEC17	1793.0	1789.0		200.00DR
05SEP17	1 DEC17	1793.0	1788.0		250.00DR
05SEP17	6 DEC17	1793.0	1787.5		1,650.00DR
05SEP17	1 DEC17	1793.0	1799.0		300.00CR
05SEP17	2 DEC17	1793.0	1800.0		700.00CR
05SEP17	1 DEC17	1793.0	1799.5		325.00CR
05SEP17	1 DEC17	1793.0	1797.0		200.00CR
05SEP17	1 DEC17	1793.0	1797.0		200.00CR
05SEP17	1 DEC17	1793.0	1797.0		200.00CR
05SEP17	1 DEC17	1794.5	1796.5		100.00CR
05SEP17	1 DEC17	1794.0	1796.5		125.00CR
05SEP17	1 DEC17	1794.0	1796.5		125.00CR
05SEP17	1 DEC17	1794.5	1796.5		100.00CR
05SEP17	1 DEC17	1794.5	1796.5		100.00CR
05SEP17	1 DEC17	1794.5	1796.5		100.00CR
05SEP17	1 DEC17	1794.5	1796.0		75.00CR
05SEP17	1 DEC17	1794.5	1796.0		75.00CR
05SEP17	1 DEC17	1794.5	1795.5		50.00CR
05SEP17	2 DEC17	1794.0	1795.5		150.00CR
05SEP17	1 DEC17	1793.5	1793.5		0.00
05SEP17	1 DEC17	1793.5	1790.0		175.00DR
05SEP17	1 DEC17	1794.0	1790.5		175.00DR
05SEP17	1 DEC17	1794.5	1790.5		200.00DR
05SEP17	1 DEC17	1796.5	1790.5		300.00DR
05SEP17	1 DEC17	1796.5	1788.5		400.00DR
05SEP17	1 DEC17	1796.5	1798.0		75.00CR
05SEP17	3 DEC17	1796.5	1795.5		150.00DR
05SEP17	1 DEC17	1797.0	1795.5		75.00DR
05SEP17	1 DEC17	1801.0	1795.5		275.00DR
05SEP17	1 DEC17	1808.0	1797.5		525.00DR
05SEP17	1 DEC17	1795.0	1797.0		100.00CR
05SEP17	1 DEC17	1795.5	1795.0		25.00DR
05SEP17	1 DEC17	1796.5	1793.5		150.00DR
05SEP17	1 DEC17	1797.0	1795.5		75.00DR
05SEP17	1 DEC17	1797.5	1774.5		1,150.00DR
05SEP17	1 DEC17	1798.0	1774.5		1,175.00DR
05SEP17	1 DEC17	1799.0	1775.0		1,200.00DR
05SEP17	1 DEC17	1799.0	1775.5		1,175.00DR
05SEP17	1 DEC17	1800.0	1775.5		1,225.00DR
05SEP17	1 DEC17	1799.5	1775.5		1,200.00DR
05SEP17	1 DEC17	1799.0	1776.0		1,150.00DR
05SEP17	1 DEC17	1800.0	1776.0		1,200.00DR
05SEP17	1 DEC17	1797.0	1776.0		1,050.00DR

TRADING ADVICE AND SETTLEMENT STATEMENT



SAPIEN CAPITAL LIMITED CLIENT ACC
.

SAP0034E

5th September 2017

COB GLOBAL

Sapien Capital Limited
Suite A, 105 Piccadilly
London W1J 7NJ UK
+44 (0) 20 7340 9081
backoffice@sapiencap.com

AUTHORISED AND REGULATED BY THE
FINANCIAL CONDUCT AUTHORITY

USD US DOLLARS

Date	Description	Bought Price	Sold Price	Commission and Fees	Amount Posted
05SEP17	1 DEC17	1794.0	1776.0		900.00DR
05SEP17	1 DEC17	1793.0	1774.5		925.00DR
05SEP17	1 DEC17	1794.0	1773.0		1,050.00DR
05SEP17	1 DEC17	1794.5	1773.0		1,075.00DR
05SEP17	1 DEC17	1795.5	1773.5		1,100.00DR
05SEP17	1 DEC17	1792.5	1772.0		1,025.00DR
05SEP17	1 DEC17	1791.5	1774.5		850.00DR
05SEP17	1 DEC17	1791.0	1775.0		800.00DR
05SEP17	1 DEC17	1790.5	1775.0		775.00DR
05SEP17	1 DEC17	1793.5	1775.5		900.00DR
05SEP17	1 DEC17	1793.5	1775.0		925.00DR
05SEP17	1 DEC17	1793.5	1774.5		950.00DR
05SEP17	1 DEC17	1793.5	1774.0		975.00DR
	<u>TOTALS</u>				
	BROUGHT FORWARD BALANCE				142,164.23CR
	SETTLEMENTS				
	CMX Silver Futures				23,450.00DR
	CMX Gold Futures				61,190.00CR
	NYM Light Sweet Crude Oil Futures				2,610.00DR
	COMMISSIONS				715.48DR
	CARRIED FORWARD BALANCE				176,578.75CR

TRADING ADVICE AND SETTLEMENT STATEMENT



SAPIEN CAPITAL LIMITED CLIENT ACC

SAP0034G

5th September 2017

COB GLOBAL

Sapien Capital Limited
Suite A, 105 Piccadilly
London W1J 7NJ UK
+44 (0) 20 7340 9081
backoffice@sapiencap.com

AUTHORISED AND REGULATED BY THE
FINANCIAL CONDUCT AUTHORITY

USD US DOLLARS

Date	Description	Bought Price	Sold Price	Commission and Fees	Amount Posted
	<u>BUSINESS DONE TODAY</u>				
	NYM Light Sweet Crude Oil 1,000 NYM				
05SEP17	B 13 OCT17 II	47.40		21.84DR	
05SEP17	B 14 OCT17 II	47.42		23.52DR	
05SEP17	B 10 OCT17 II	47.43		16.80DR	
05SEP17	S 1 OCT17 II		47.43	1.68DR	
05SEP17	S 9 OCT17 II		47.42	15.12DR	
05SEP17	S 1 OCT17 II		48.64	1.68DR	
	CME E-MINI S&P 500 Week 2 Options 50 CME				
05SEP17	S 2 SEP17 2460.00 Put II		7.00	2.96DR	700.00CR
	CMX Gold 100 CMX				
05SEP17	S 8 DEC17 II		1339.6	12.64DR	
05SEP17	S 2 DEC17 II		1338.9	3.16DR	
05SEP17	S 6 DEC17 II		1338.7	9.48DR	
05SEP17	B 4 DEC17 II	1341.5		6.32DR	
05SEP17	B 2 DEC17 II	1341.4		3.16DR	
	CME Japanese Yen 12,500,000 CME				
05SEP17	B 1 SEP17 II	91.055		1.56DR	
05SEP17	S 1 SEP17 II		91.150	1.56DR	
05SEP17	B 1 SEP17 II	91.155		1.56DR	
05SEP17	S 1 SEP17 II		91.130	1.56DR	
	LME Lead 25 tonnes. This is an LME registered client contract				
05SEP17	S 1 05DEC17 DMA EL		2331.00	4.60DR	
	CBT Mini-Sized Dow 5 CBT				
05SEP17	B 1 SEP17 II	21809.00		1.50DR	
05SEP17	B 1 SEP17 II	21780.00		1.50DR	
	CME E-Mini S&P 500 50 CME				
05SEP17	S 2 SEP17 II		2454.75	3.16DR	
05SEP17	S 1 SEP17 II		2454.50	1.58DR	
	CMX Silver 5,000 CMX				
05SEP17	S 1 DEC17 II		1791.5	1.58DR	
05SEP17	B 1 DEC17 II	1796.0		1.58DR	
05SEP17	S 1 DEC17 II		1796.0	1.58DR	
05SEP17	B 1 DEC17 II	1802.5		1.58DR	
	CBT 30 Year Us Treasury Bonds 1,000 CBT				
05SEP17	B 5 OCT17 155.0000 Put II	0.3400		7.50DR	2,656.25DR
05SEP17	S 2 DEC17 II		156.2500	3.00DR	
	CBT 2 Year Treasury Notes 2,000 CBT				
05SEP17	S 30 DEC17 II		108.0500	45.00DR	
05SEP17	S 30 DEC17 II		108.0600	45.00DR	
	LME Zinc 25 tonnes. This is an LME registered client contract				
05SEP17	S 1 05DEC17 DMA EL		3193.00	4.60DR	
05SEP17	B 1 05DEC17 DMA EL	3138.00		4.60DR	
05SEP17	B 1 05DEC17 DMA EL	3102.00		4.60DR	
	Commission				257.56DR
	<u>SETTLEMENTS</u>				
	NYM Light Sweet Crude Oil 1,000 NYM				
05SEP17	1 OCT17	47.40	47.43		30.00CR
05SEP17	9 OCT17	47.40	47.42		180.00CR
05SEP17	1 OCT17	47.40	48.64		1,240.00CR
	CMX Gold 100 CMX				
05SEP17	4 DEC17	1341.5	1339.6		760.00DR
05SEP17	1 DEC17	1341.4	1339.6		180.00DR
05SEP17	1 DEC17	1341.4	1339.6		180.00DR

TRADING ADVICE AND SETTLEMENT STATEMENT



SAPIEN CAPITAL LIMITED CLIENT ACC
.

SAP0034G

5th September 2017

COB GLOBAL

Sapien Capital Limited
Suite A, 105 Piccadilly
London W1J 7NJ UK
+44 (0) 20 7340 9081
backoffice@sapiencap.com

AUTHORISED AND REGULATED BY THE
FINANCIAL CONDUCT AUTHORITY

USD US DOLLARS

Date	Description	Bought Price	Sold Price	Commission and Fees	Amount Posted
	CME Japanese Yen 12,500,000 CME				
05SEP17	1 SEP17	91.055	91.150		118.75CR
05SEP17	1 SEP17	91.155	91.130		31.25DR
	CBT Mini-Sized Dow 5 CBT				
05SEP17	1 SEP17	21809.00	21815.00		30.00CR
05SEP17	1 SEP17	21780.00	21905.00		625.00CR
	CMX Silver 5,000 CMX				
05SEP17	1 DEC17	1796.0	1791.5		225.00DR
05SEP17	1 DEC17	1802.5	1796.0		325.00DR
	CBT 30 Year Us Treasury Bonds 1,000 CBT				
05SEP17	5 OCT17 155.0000 Put	0.3400	0.4800		0.00
	CBT 2 Year Treasury Notes 2,000 CBT				
05SEP17	30 DEC17	108.0450	108.0500		937.50CR
	<u>MATCH OUTS</u>				
	LME Zinc 25 tonnes. This is an LME registered client contract				
05JUN17	1 05SEP17	2478.50	2495.00		412.50CR
05JUN17	1 05SEP17	2478.50	2489.00		262.50CR
05JUN17	1 05SEP17	2502.00	2494.00		200.00DR
	<u>TOTALS</u>				
	BROUGHT FORWARD BALANCE				1,383,248.04CR
	OPTION PREMIUMS				1,956.25DR
	SETTLEMENTS				
	CMX Silver Futures				550.00DR
	LME Zinc 25 tonnes. This is an LME Futures				475.00CR
	CME Japanese Yen Futures				87.50CR
	CBT Mini-Sized Dow Futures				655.00CR
	CMX Gold Futures				1,120.00DR
	NYM Light Sweet Crude Oil Futures				1,450.00CR
	CBT 2 Year Treasury Notes Futures				937.50CR
	COMMISSIONS				257.56DR
	CARRIED FORWARD BALANCE				1,382,969.23CR

TRADING ADVICE AND SETTLEMENT STATEMENT



SAPIEN CAPITAL LIMITED CLIENT ACC

SAP0034H

5th September 2017

COB GLOBAL

Sapien Capital Limited
Suite A, 105 Piccadilly
London W1J 7NJ UK
+44 (0) 20 7340 9081
backoffice@sapiencap.com

AUTHORISED AND REGULATED BY THE
FINANCIAL CONDUCT AUTHORITY

USD US DOLLARS

Date	Description	Bought Price	Sold Price	Commission and Fees	Amount Posted
	<u>BUSINESS DONE TODAY</u>				
	LME Lead 25 tonnes. This is an LME registered client contract				
05SEP17	S 2 05DEC17 DMA EL		2403.00	9.20DR	
05SEP17	S 3 05DEC17 DMA EL		2403.50	13.80DR	
05SEP17	B 2 05DEC17 DMA EL	2388.00		9.20DR	
05SEP17	B 2 05DEC17 DMA EL	2389.50		9.20DR	
05SEP17	B 3 05DEC17 DMA EL	2389.00		13.80DR	
05SEP17	S 1 05DEC17 DMA EL		2389.00	4.60DR	
05SEP17	S 1 05DEC17 DMA EL		2369.00	4.60DR	
05SEP17	S 3 05DEC17 DMA EL		2370.00	13.80DR	
05SEP17	S 1 05DEC17 DMA EL		2370.50	4.60DR	
05SEP17	B 1 05DEC17 DMA EL	2371.50		4.60DR	
05SEP17	B 1 05DEC17 DMA EL	2368.50		4.60DR	
05SEP17	S 1 05DEC17 DMA EL		2365.00	4.60DR	
05SEP17	S 1 05DEC17 DMA EL		2361.50	4.60DR	
05SEP17	S 1 05DEC17 DMA EL		2341.50	4.60DR	
05SEP17	B 2 05DEC17 DMA EL	2338.00		9.20DR	
05SEP17	S 1 05DEC17 DMA EL		2338.00	4.60DR	
05SEP17	S 1 05DEC17 DMA EL		2329.00	4.60DR	
05SEP17	S 1 05DEC17 DMA EL		2340.50	4.60DR	
	LME Nickel 6 tonnes. This is an LME registered client contract				
05SEP17	S 1 05DEC17 DMA EL		12220.00	4.60DR	
05SEP17	S 1 05DEC17 DMA EL		12225.00	4.60DR	
05SEP17	S 1 05DEC17 DMA EL		12200.00	4.60DR	
05SEP17	S 1 05DEC17 DMA EL		12185.00	4.60DR	
05SEP17	S 1 05DEC17 DMA EL		12235.00	4.60DR	
	LME Zinc 25 tonnes. This is an LME registered client contract				
05SEP17	B 1 05DEC17 DMA EL	3196.00		4.60DR	
05SEP17	B 1 05DEC17 DMA EL	3192.00		4.60DR	
05SEP17	S 2 05DEC17 DMA EL		3196.50	9.20DR	
05SEP17	S 1 05DEC17 DMA EL		3198.50	4.60DR	
05SEP17	B 1 05DEC17 DMA EL	3191.00		4.60DR	
05SEP17	S 1 05DEC17 DMA EL		3192.50	4.60DR	
05SEP17	B 1 05DEC17 DMA EL	3182.00		4.60DR	
05SEP17	S 1 05DEC17 DMA EL		3144.50	4.60DR	
05SEP17	B 1 05DEC17 DMA EL	3143.50		4.60DR	
	Commission				197.80DR
	<u>MATCH OUTS</u>				
	LME Lead 25 tonnes. This is an LME registered client contract				
05JUN17	1 05SEP17	2092.00	2108.00		400.00CR
05JUN17	1 05SEP17	2091.00	2093.50		62.50CR
05JUN17	1 05SEP17	2092.00	2094.50		62.50CR
05JUN17	1 05SEP17	2092.00	2094.00		50.00CR
05JUN17	1 05SEP17	2089.50	2094.00		112.50CR
05JUN17	1 05SEP17	2089.50	2094.50		125.00CR
05JUN17	1 05SEP17	2090.00	2092.00		50.00CR
05JUN17	1 05SEP17	2104.00	2092.00		300.00DR
05JUN17	1 05SEP17	2106.50	2098.50		200.00DR
05JUN17	1 05SEP17	2103.00	2098.50		112.50DR
05JUN17	1 05SEP17	2104.50	2099.00		137.50DR
05JUN17	1 05SEP17	2103.00	2102.50		12.50DR
05JUN17	1 05SEP17	2107.00	2103.00		100.00DR
	LME Nickel 6 tonnes. This is an LME registered client contract				

TRADING ADVICE AND SETTLEMENT STATEMENT



SAPIEN CAPITAL LIMITED CLIENT ACC
.

SAP0034H

5th September 2017

COB GLOBAL

Sapien Capital Limited
Suite A, 105 Piccadilly
London W1J 7NJ UK
+44 (0) 20 7340 9081
backoffice@sapiencap.com

AUTHORISED AND REGULATED BY THE
FINANCIAL CONDUCT AUTHORITY

USD US DOLLARS

Date	Description	Bought Price	Sold Price	Commission and Fees	Amount Posted
05JUN17	1 05SEP17	8875.00	8880.00		30.00CR
05JUN17	4 05SEP17	8875.00	8880.00		120.00CR
05JUN17	1 05SEP17	8875.00	8905.00		180.00CR
05JUN17	1 05SEP17	8875.00	8905.00		180.00CR
05JUN17	1 05SEP17	8875.00	8890.00		90.00CR
05JUN17	1 05SEP17	8875.00	8910.00		210.00CR
05JUN17	1 05SEP17	8875.00	8870.00		30.00DR
	LME Zinc 25 tonnes. This is an LME registered client contract				
05JUN17	1 05SEP17	2527.00	2492.00		875.00DR
05JUN17	1 05SEP17	2526.00	2492.00		850.00DR
05JUN17	1 05SEP17	2508.50	2492.00		412.50DR
05JUN17	1 05SEP17	2489.00	2498.00		225.00CR
05JUN17	1 05SEP17	2488.00	2496.50		212.50CR
05JUN17	1 05SEP17	2526.00	2487.00		975.00DR
05JUN17	1 05SEP17	2528.00	2486.50		1,037.50DR
05JUN17	1 05SEP17	2529.00	2486.50		1,062.50DR
05JUN17	1 05SEP17	2529.00	2486.50		1,062.50DR
	TOTALS				
	BROUGHT FORWARD BALANCE				11,732.31DR
	SETTLEMENTS				
	LME Lead 25 tonnes. This is an Futures				
	LME Zinc 25 tonnes. This is an LME Futures				5,837.50DR
	LME Nickel 6 tonnes. This is an LME Futures				780.00CR
	COMMISSIONS				197.80DR
	CARRIED FORWARD BALANCE				16,987.61DR

TRADING ADVICE AND SETTLEMENT STATEMENT



SAPIEN CAPITAL LIMITED CLIENT ACC

SAP0034L

5th September 2017

COB GLOBAL

Sapien Capital Limited
Suite A, 105 Piccadilly
London W1J 7NJ UK
+44 (0) 20 7340 9081
backoffice@sapiencap.com

AUTHORISED AND REGULATED BY THE
FINANCIAL CONDUCT AUTHORITY

USD US DOLLARS

Date	Description	Bought Price	Sold Price	Commission and Fees	Amount Posted
	<u>BUSINESS DONE TODAY</u>				
	CME Eurodollar 2,500 CME				
05SEP17	B 17 DEC17 CQG II	98.5850		12.07DR	
05SEP17	B 45 DEC17 CQG II	98.5900		31.95DR	
05SEP17	S 2 DEC18 CQG II		98.4150	1.42DR	
05SEP17	S 17 DEC18 CQG II		98.4050	12.07DR	
05SEP17	S 43 DEC18 CQG II		98.4100	30.53DR	
05SEP17	S 10 DEC19 CQG II		98.2100	7.10DR	
05SEP17	S 10 DEC19 CQG II		98.2150	7.10DR	
05SEP17	B 5 DEC19 CQG II	98.2050		3.55DR	
05SEP17	B 10 DEC19 CQG II	98.2000		7.10DR	
05SEP17	S 10 DEC19 CQG II		98.2200	7.10DR	
05SEP17	S 10 DEC19 CQG II		98.2250	7.10DR	
05SEP17	S 10 DEC19 CQG II		98.2300	7.10DR	
05SEP17	S 10 DEC19 CQG II		98.2350	7.10DR	
05SEP17	B 9 DEC19 CQG II	98.2600		6.39DR	
05SEP17	B 9 DEC19 CQG II	98.2550		6.39DR	
05SEP17	S 19 DEC19 CQG II		98.2650	13.49DR	
05SEP17	S 9 DEC19 CQG II		98.2700	6.39DR	
05SEP17	S 9 DEC19 CQG II		98.2750	6.39DR	
05SEP17	B 18 DEC19 CQG II	98.2650		12.78DR	
	CME Japanese Yen 12,500,000 CME				
05SEP17	B 1 SEP17 CQG II	91.060		1.21DR	
05SEP17	S 1 SEP17 CQG II		91.230	1.21DR	
	CME E-mini Japanese Yen 6,250,000 CME				
05SEP17	B 1 SEP17 CQG II	0.091050		1.21DR	
05SEP17	S 1 SEP17 CQG II		0.091060	1.21DR	
	CME E-Mini S&P 500 50 CME				
05SEP17	B 1 SEP17 CQG II	2467.25		1.21DR	
05SEP17	S 1 SEP17 CQG II		2461.50	1.21DR	
05SEP17	B 1 SEP17 CQG II	2452.00		1.21DR	
05SEP17	B 1 SEP17 CQG II	2448.00		1.21DR	
	Commission				202.80DR
	<u>SETTLEMENTS</u>				
	CME Eurodollar 2,500 CME				
05SEP17	5 DEC19	98.2050	98.2100		62.50CR
05SEP17	5 DEC19	98.2000	98.2100		125.00CR
05SEP17	5 DEC19	98.2000	98.2150		187.50CR
05SEP17	5 DEC19	98.2650	98.2150		625.00DR
05SEP17	1 DEC19	98.2650	98.2200		112.50DR
05SEP17	3 DEC19	98.2650	98.2200		337.50DR
05SEP17	3 DEC19	98.2600	98.2200		300.00DR
05SEP17	3 DEC19	98.2600	98.2200		300.00DR
05SEP17	3 DEC19	98.2600	98.2250		262.50DR
05SEP17	7 DEC19	98.2550	98.2250		525.00DR
05SEP17	2 DEC19	98.2550	98.2300		125.00DR
05SEP17	3 DEC19	98.2650	98.2300		262.50DR
05SEP17	5 DEC19	98.2650	98.2300		437.50DR
05SEP17	1 DEC19	98.2650	98.2350		75.00DR
	CME Japanese Yen 12,500,000 CME				
05SEP17	1 SEP17	91.060	91.230		212.50CR
	CME E-mini Japanese Yen 6,250,000 CME				
05SEP17	1 SEP17	0.091050	0.091060		6.25CR
	CME E-Mini S&P 500 50 CME				
05SEP17	1 SEP17	2467.25	2461.50		287.50DR
05SEP17	1 SEP17	2452.00	2463.75		587.50CR
05SEP17	1 SEP17	2448.00	2464.50		825.00CR

TRADING ADVICE AND SETTLEMENT STATEMENT



SAPIEN CAPITAL LIMITED CLIENT ACC
.

SAP0034L
5th September 2017
COB GLOBAL

Sapien Capital Limited
Suite A, 105 Piccadilly
London W1J 7NJ UK
+44 (0) 20 7340 9081
backoffice@sapiencap.com

AUTHORISED AND REGULATED BY THE
FINANCIAL CONDUCT AUTHORITY

USD US DOLLARS

Date	Description	Bought Price	Sold Price	Commission and Fees	Amount Posted
	<u>TOTALS</u>				
	BROUGHT FORWARD BALANCE				56,868.41DR
	SETTLEMENTS				
	CME Japanese Yen Futures				212.50CR
	CME E-Mini S&P 500 Futures				1,125.00CR
	CME Eurodollar Futures				2,987.50DR
	CME E-mini Japanese Yen Futures				6.25CR
	COMMISSIONS				202.80DR
	CARRIED FORWARD BALANCE				58,714.96DR

TRADING ADVICE AND SETTLEMENT STATEMENT



SAPIEN CAPITAL LIMITED CLIENT ACC
.

SAP0034Q
5th September 2017
COB GLOBAL

Sapien Capital Limited
Suite A, 105 Piccadilly
London W1J 7NJ UK
+44 (0) 20 7340 9081
backoffice@sapiencap.com

AUTHORISED AND REGULATED BY THE
FINANCIAL CONDUCT AUTHORITY

USD US DOLLARS

Date	Description	Bought Price	Sold Price	Commission and Fees	Amount Posted
	<u>BUSINESS DONE TODAY</u>				
05SEP17	IEU Gas Oil 100 IPE S 1 OCT17 TTR EL		501.500	1.57DR	
05SEP17	IEU Brent Crude 1,000 IPE B 2 NOV17 TTR EL	52.15		3.14DR	
05SEP17	CBT 2 Year Treasury Notes 2,000 CBT S 10 DEC17 TTR II		108.0500	15.00DR	
05SEP17	S 20 DEC17 TTR II		108.0750	30.00DR	
05SEP17	ICE US Dollar Index 1,000 FIN B 2 SEP17 TTR EL	92.535		2.54DR	
	Commission				52.25DR
	<u>TOTALS</u>				
	BROUGHT FORWARD BALANCE				1,244,401.95DR
	COMMISSIONS				52.25DR
	CARRIED FORWARD BALANCE				1,244,454.20DR

TRADING ADVICE AND SETTLEMENT STATEMENT



SAPIEN CAPITAL LIMITED
SAP0034
SUITE A, 105 PICCADILLY
LONDON
W1J 7NJ

SAPG0034
5th Sep 2017
COB Global

MACQUARIE BANK LIMITED LONDON BRANCH
ROPEMAKER PLACE 28 ROPEMAKER STREET
LONDON EC2Y 9HD PHONE (44) 20 3037 4343
Authorised and regulated by the Australian Prudential
Regulation Authority. Authorised by the Prudential
Regulation Authority. Subject to regulation by the Financial
Conduct Authority and limited regulation by the
Prudential Regulation Authority. Details about the extent
of our regulation by the Prudential Regulation Authority are
available from us on request.

USD US DOLLARS

Date	Description	Commission and Fees	Amount Posted
	<u>TOTALS</u>		
	BROUGHT FORWARD BALANCE		895,830.79CR
	OPTION PREMIUMS		1,956.25DR
	SETTLEMENTS		
	CBT 2 Year Treasury Notes Futures		937.50CR
	CBT Mini-Sized Dow Futures		655.00CR
	CME E-Mini S&P 500 Futures		1,125.00CR
	CME E-mini Japanese Yen Futures		6.25CR
	CME Eurodollar Futures		2,987.50DR
	CME Japanese Yen Futures		300.00CR
	CMX Gold Futures		60,070.00CR
	CMX Silver Futures		24,000.00DR
	LME Lead 25 tonnes. This is an Futures		
	LME Nickel 6 tonnes. This is an LME Futures		780.00CR
	LME Zinc 25 tonnes. This is an LME Futures		5,362.50DR
	NYM Light Sweet Crude Oil Futures		1,160.00DR
	COMMISSIONS		1,425.89DR
	CARRIED FORWARD BALANCE		922,812.40CR

TRADING ADVICE AND SETTLEMENT STATEMENT



SAPIEN CAPITAL LIMITED CLIENT ACC
.

SAP0038B

5th September 2017

COB GLOBAL

Sapien Capital Limited
Suite A, 105 Piccadilly
London W1J 7NJ UK
+44 (0) 20 7340 9081
backoffice@sapiencap.com

AUTHORISED AND REGULATED BY THE
FINANCIAL CONDUCT AUTHORITY

JPY Japanese Yen

Date	Description	Bought Price	Sold Price	Commission and Fees	Amount Posted
	<u>BUSINESS DONE TODAY</u>				
	Gold 1,000 TCM				
05SEP17	S 3 AUG18 TTR EL		4688	600DR	
05SEP17	S 3 AUG18 TTR EL		4684	600DR	
05SEP17	S 3 AUG18 TTR EL		4685	600DR	
05SEP17	S 3 AUG18 TTR EL		4686	600DR	
	Commission				2,400DR
	<u>SETTLEMENTS</u>				
	Gold 1,000 TCM				
05SEP17	3 AUG18	4631	4688		171,000CR
05SEP17	3 AUG18	4636	4684		144,000CR
05SEP17	3 AUG18	4636	4685		147,000CR
05SEP17	3 AUG18	4636	4686		150,000CR
	<u>TOTALS</u>				
	BROUGHT FORWARD BALANCE				11,098,285CR
	SETTLEMENTS				
	Gold Futures				612,000CR
	COMMISSIONS				2,400DR
	CARRIED FORWARD BALANCE				11,707,885CR

TRADING ADVICE AND SETTLEMENT STATEMENT



SAPIEN CAPITAL LIMITED CLIENT ACC

SAP0038B

5th September 2017

COB GLOBAL

Sapien Capital Limited
Suite A, 105 Piccadilly
London W1J 7NJ UK
+44 (0) 20 7340 9081
backoffice@sapiencap.com

AUTHORISED AND REGULATED BY THE
FINANCIAL CONDUCT AUTHORITY

USD US DOLLARS

Date	Description	Bought Price	Sold Price	Commission and Fees	Amount Posted
	<u>BUSINESS DONE TODAY</u>				
	CMX Gold 100 CMX				
05SEP17	B 1 DEC17 TTR GX 1337.9			2.30DR	
05SEP17	B 1 DEC17 TTR GX 1337.4			2.30DR	
05SEP17	B 1 DEC17 TTR GX 1339.8			2.30DR	
05SEP17	B 1 DEC17 TTR GX 1339.0			2.30DR	
05SEP17	B 1 DEC17 TTR GX 1338.5			2.30DR	
05SEP17	B 1 DEC17 TTR GX 1337.7			2.30DR	
05SEP17	B 1 DEC17 TTR GX 1337.2			2.30DR	
05SEP17	B 1 DEC17 TTR GX 1336.7			2.30DR	
05SEP17	B 1 DEC17 TTR GX 1336.3			2.30DR	
05SEP17	B 1 DEC17 TTR GX 1336.5			2.30DR	
05SEP17	B 1 DEC17 TTR GX 1332.7			2.30DR	
05SEP17	B 1 DEC17 TTR GX 1333.4			2.30DR	
05SEP17	B 1 DEC17 TTR GX 1332.3			2.30DR	
05SEP17	B 1 DEC17 TTR GX 1331.9			2.30DR	
05SEP17	B 1 DEC17 TTR GX 1331.5			2.30DR	
	CME Japanese Yen 12,500,000 CME				
05SEP17	S 1 SEP17 TTR GX 91.140			2.25DR	
05SEP17	S 1 SEP17 TTR GX 91.155			2.25DR	
05SEP17	S 1 SEP17 TTR GX 91.340			2.25DR	
05SEP17	S 1 SEP17 TTR GX 91.345			2.25DR	
05SEP17	S 1 SEP17 TTR GX 91.350			2.25DR	
05SEP17	S 1 SEP17 TTR GX 91.355			2.25DR	
05SEP17	S 4 SEP17 TTR GX 91.430			9.00DR	
05SEP17	S 2 SEP17 TTR GX 91.445			4.50DR	
05SEP17	S 3 SEP17 TTR GX 91.470			6.75DR	
05SEP17	S 1 SEP17 TTR GX 91.480			2.25DR	
	Commission				
	<u>SETTLEMENTS</u>				
	CMX Gold 100 CMX				
05SEP17	1 DEC17	1337.9	1291.1		4,680.00DR
05SEP17	1 DEC17	1337.4	1279.8		5,760.00DR
05SEP17	1 DEC17	1339.8	1279.8		6,000.00DR
05SEP17	1 DEC17	1339.0	1279.8		5,920.00DR
05SEP17	1 DEC17	1338.5	1279.8		5,870.00DR
05SEP17	1 DEC17	1337.7	1280.6		5,710.00DR
05SEP17	1 DEC17	1337.2	1280.7		5,650.00DR
05SEP17	1 DEC17	1336.7	1280.5		5,620.00DR
05SEP17	1 DEC17	1336.3	1280.5		5,580.00DR
05SEP17	1 DEC17	1336.5	1280.6		5,590.00DR
05SEP17	1 DEC17	1332.7	1275.4		5,730.00DR
05SEP17	1 DEC17	1333.4	1280.2		5,320.00DR
05SEP17	1 DEC17	1332.3	1278.4		5,390.00DR
05SEP17	1 DEC17	1331.9	1278.4		5,350.00DR
05SEP17	1 DEC17	1331.5	1279.5		5,200.00DR
	CME Japanese Yen 12,500,000 CME				
05SEP17	1 SEP17	90.725	91.140		518.75CR
05SEP17	1 SEP17	90.720	91.155		543.75CR
05SEP17	1 SEP17	90.705	91.340		793.75CR
05SEP17	1 SEP17	90.740	91.345		756.25CR
05SEP17	1 SEP17	90.720	91.350		787.50CR
05SEP17	1 SEP17	90.715	91.355		800.00CR
05SEP17	1 SEP17	90.715	91.430		893.75CR
05SEP17	1 SEP17	90.715	91.430		893.75CR
05SEP17	1 SEP17	90.705	91.430		906.25CR
05SEP17	1 SEP17	90.415	91.430		1,268.75CR
05SEP17	1 SEP17	90.690	91.445		943.75CR
05SEP17	1 SEP17	90.420	91.445		1,281.25CR
05SEP17	1 SEP17	90.420	91.470		1,312.50CR
05SEP17	1 SEP17	90.465	91.470		1,256.25CR
05SEP17	1 SEP17	90.385	91.470		1,356.25CR
05SEP17	1 SEP17	90.385	91.480		1,368.75CR

TRADING ADVICE AND SETTLEMENT STATEMENT



SAPIEN CAPITAL LIMITED CLIENT ACC
.

SAP0038B

5th September 2017

COB GLOBAL

Sapien Capital Limited
Suite A, 105 Piccadilly
London W1J 7NJ UK
+44 (0) 20 7340 9081
backoffice@sapiencap.com

AUTHORISED AND REGULATED BY THE
FINANCIAL CONDUCT AUTHORITY

USD US DOLLARS

Date	Description	Bought Price	Sold Price	Commission and Fees	Amount Posted
	<u>TOTALS</u>				
	BROUGHT FORWARD BALANCE				10,834.40CR
	SETTLEMENTS				
	CME Japanese Yen Futures				15,681.25CR
	CMX Gold Futures				83,370.00DR
	COMMISSIONS				70.50DR
	CARRIED FORWARD BALANCE				56,924.85DR

TRADING ADVICE AND SETTLEMENT STATEMENT



SAPIEN CAPITAL LIMITED CLIENT ACC
.

backoffice@sapiencap.com

SAP00380

5th September 2017

COB GLOBAL


Sapien Capital Limited
Suite A, 105 Piccadilly
London W1J 7NJ UK
+44 (0) 20 7340 9081
backoffice@sapiencap.com

AUTHORISED AND REGULATED BY THE
FINANCIAL CONDUCT AUTHORITY

USD US DOLLARS

Date	Description	Bought Price	Sold Price	Commission and Fees	Amount Posted
	<u>BUSINESS DONE TODAY</u>				
	IEU WTI Crude Oil Futures 1,000 IPE				
05SEP17	S 2 DEC18 TTR EL		50.57	3.36DR	
05SEP17	S 2 DEC18 TTR EL		50.43	3.36DR	
05SEP17	S 1 DEC19 TTR EL		50.71	1.68DR	
05SEP17	B 2 DEC19 TTR EL	50.99		3.36DR	
05SEP17	B 2 DEC19 TTR EL	50.76		3.36DR	
	IEU Brent Crude 1,000 IPE				
05SEP17	B 2 DEC18 TTR EL	54.05		3.36DR	
05SEP17	B 2 DEC18 TTR EL	53.89		3.36DR	
05SEP17	B 1 DEC19 TTR EL	54.20		1.68DR	
05SEP17	S 2 DEC19 TTR EL		54.68	3.36DR	
05SEP17	S 2 DEC19 TTR EL		54.45	3.36DR	
	Commission				30.24DR
	<u>SETTLEMENTS</u>				
	IEU WTI Crude Oil Futures 1,000 IPE				
05SEP17	2 DEC18	48.86	50.57		3,420.00CR
05SEP17	1 DEC18	48.86	50.43		1,570.00CR
05SEP17	1 DEC18	48.86	50.43		1,570.00CR
05SEP17	1 DEC19	50.99	50.71		280.00DR
05SEP17	1 DEC19	50.99	49.02		1,970.00DR
05SEP17	1 DEC19	50.76	49.02		1,740.00DR
05SEP17	1 DEC19	50.76	48.73		2,030.00DR
	IEU Brent Crude 1,000 IPE				
05SEP17	2 DEC18	54.05	52.35		3,400.00DR
05SEP17	1 DEC18	53.89	52.35		1,540.00DR
05SEP17	1 DEC18	53.89	52.35		1,540.00DR
05SEP17	1 DEC19	54.20	54.68		480.00CR
05SEP17	1 DEC19	52.32	54.68		2,360.00CR
05SEP17	1 DEC19	52.32	54.45		2,130.00CR
05SEP17	1 DEC19	52.03	54.45		2,420.00CR
	<u>TOTALS</u>				
	BROUGHT FORWARD BALANCE				75,593.09CR
	SETTLEMENTS				
	IEU Brent Crude Futures				910.00CR
	IEU WTI Crude Oil Futures Futures				540.00CR
	COMMISSIONS				30.24DR
	CARRIED FORWARD BALANCE				77,012.85CR

TRADING ADVICE AND SETTLEMENT STATEMENT



SAPIEN CAPITAL LIMITED
SAP0038
SUITE A, 105 PICCADILLY
LONDON
W1J 7NJ

SAPG0038
5th Sep 2017
COB Global

MACQUARIE BANK LIMITED LONDON BRANCH
ROPEMAKER PLACE 28 ROPEMAKER STREET
LONDON EC2Y 9HD PHONE (44) 20 3037 4343
Authorised and regulated by the Australian Prudential
Regulation Authority. Authorised by the Prudential
Regulation Authority. Subject to regulation by the Financial
Conduct Authority and limited regulation by the
Prudential Regulation Authority. Details about the extent
of our regulation by the Prudential Regulation Authority are
available from us on request.

JPY Japanese Yen

Date	Description	Commission and Fees	Amount Posted
	<u>TOTALS</u>		
	BROUGHT FORWARD BALANCE		11,098,285CR
	SETTLEMENTS		
	Gold Futures		612,000CR
	COMMISSIONS		2,400DR
	CARRIED FORWARD BALANCE		11,707,885CR

USD US DOLLARS

Date	Description	Commission and Fees	Amount Posted
	<u>TOTALS</u>		
	BROUGHT FORWARD BALANCE		329,526.80CR
	SETTLEMENTS		
	CME Japanese Yen Futures		15,681.25CR
	CMX Gold Futures		83,370.00DR
	IEU Brent Crude Futures		910.00CR
	IEU WTI Crude Oil Futures Futures		540.00CR
	COMMISSIONS		100.74DR
	CARRIED FORWARD BALANCE		263,187.31CR

TRADING ADVICE AND SETTLEMENT STATEMENT



SAPIEN CAPITAL LIMITED CLIENT ACC
.

SAP0045B

5th September 2017

COB GLOBAL

Sapien Capital Limited
Suite A, 105 Piccadilly
London W1J 7NJ UK
+44 (0) 20 7340 9081
backoffice@sapiencap.com

AUTHORISED AND REGULATED BY THE
FINANCIAL CONDUCT AUTHORITY

USD US DOLLARS

Date	Description	Bought Price	Sold Price	Commission and Fees	Amount Posted
	<u>BUSINESS DONE TODAY</u>				
	LME Aluminium 25 Tonnes. This is an LME registered client contract.				
05SEP17	S 4 05DEC17 DMA EL		2108.00	24.00DR	
05SEP17	S 2 05DEC17 DMA EL		2108.50	12.00DR	
05SEP17	S 1 05DEC17 DMA EL		2109.00	6.00DR	
	LME Lead 25 tonnes. This is an LME registered client contract				
05SEP17	S 2 05DEC17 DMA EL		2343.50	12.00DR	
05SEP17	S 1 05DEC17 DMA EL		2345.00	6.00DR	
	Commission				60.00DR
	<u>TOTALS</u>				
	BROUGHT FORWARD BALANCE				1,817.95CR
	COMMISSIONS				60.00DR
	CARRIED FORWARD BALANCE				1,757.95CR

TRADING ADVICE AND SETTLEMENT STATEMENT



SAPIEN CAPITAL LIMITED CLIENT ACC
.

SAP0045G

5th September 2017

COB GLOBAL

Sapien Capital Limited
Suite A, 105 Piccadilly
London W1J 7NJ UK
+44 (0) 20 7340 9081
backoffice@sapiencap.com

AUTHORISED AND REGULATED BY THE
FINANCIAL CONDUCT AUTHORITY

USD US DOLLARS

Date	Description	Bought Price	Sold Price	Commission and Fees	Amount Posted
	registered client contract				
07JUN17	1 05SEP17	2503.00	2446.47		1,413.25DR
07JUN17	1 05SEP17	2502.50	2446.47		1,400.75DR
07JUN17	1 05SEP17	2501.50	2446.47		1,375.75DR
07JUN17	1 05SEP17	2501.00	2446.47		1,363.25DR
07JUN17	1 05SEP17	2500.00	2446.47		1,338.25DR
07JUN17	1 05SEP17	2496.00	2446.47		1,238.25DR
07JUN17	1 05SEP17	2496.00	2446.47		1,238.25DR
07JUN17	1 05SEP17	2495.00	2446.47		1,213.25DR
07JUN17	1 05SEP17	2494.00	2446.47		1,188.25DR
07JUN17	1 05SEP17	2494.50	2446.47		1,200.75DR
07JUN17	1 05SEP17	2493.50	2446.47		1,175.75DR
29AUG17	14 05SEP17	3104.96	2769.41		117,442.50DR
29AUG17	8 05SEP17	3104.96	2787.41		63,510.00DR
29AUG17	8 05SEP17	3104.96	2921.10		36,772.00DR
30AUG17	9 05SEP17	3091.25	2921.10		38,283.75DR
30AUG17	12 05SEP17	3091.25	2921.10		51,045.00DR
31AUG17	11 05SEP17	3139.45	2921.10		60,046.25DR
31AUG17	19 05SEP17	3139.45	2923.96		102,357.75DR
31AUG17	5 05SEP17	3139.45	2923.96		26,936.25DR
31AUG17	3 05SEP17	3141.50	2923.96		16,315.50DR
31AUG17	15 05SEP17	3141.50	2923.96		81,577.50DR
	<u>TOTALS</u>				
	BROUGHT FORWARD BALANCE				195,681.26CR
	SETTLEMENTS				
	LME Lead 25 tonnes. This is an Futures				3,303.50CR
	LME Zinc 25 tonnes. This is an LME Futures				608,432.25DR
	LME Aluminium 25 Tonnes. This is an Futures				31,685.50DR
	COMMISSIONS				137.90DR
	CARRIED FORWARD BALANCE				441,270.89DR

TRADING ADVICE AND SETTLEMENT STATEMENT



SAPIEN CAPITAL LIMITED CLIENT ACC
.

SAP0045H
5th September 2017
COB GLOBAL

Sapien Capital Limited
Suite A, 105 Piccadilly
London W1J 7NJ UK
+44 (0) 20 7340 9081
backoffice@sapiencap.com

AUTHORISED AND REGULATED BY THE
FINANCIAL CONDUCT AUTHORITY

USD US DOLLARS

Date	Description	Bought Price	Sold Price	Commission and Fees	Amount Posted
	<u>MATCH OUTS</u>				
	LME Copper Grade A 25 tonnes. This is a LME registered client contract				
22JUN17	1 05SEP17	5643.50	5741.40		2,447.50CR
22JUN17	1 05SEP17	5643.50	5741.40		2,447.50CR
22JUN17	1 05SEP17	5643.50	5741.40		2,447.50CR
22JUN17	1 05SEP17	5643.50	5741.40		2,447.50CR
22JUN17	1 05SEP17	5639.50	5741.40		2,547.50CR
22JUN17	1 05SEP17	5639.00	5741.40		2,560.00CR
22JUN17	1 05SEP17	5639.00	5741.40		2,560.00CR
22JUN17	1 05SEP17	5639.00	5741.40		2,560.00CR
22JUN17	1 05SEP17	5639.00	5741.40		2,560.00CR
22JUN17	1 05SEP17	5638.00	5741.40		2,585.00CR
	<u>TOTALS</u>				
	BROUGHT FORWARD BALANCE				2,659.22CR
	SETTLEMENTS				
	LME Copper Grade A 25 tonnes. This Futures				25,162.50CR
	CARRIED FORWARD BALANCE				27,821.72CR

TRADING ADVICE AND SETTLEMENT STATEMENT



SAPIEN CAPITAL LIMITED CLIENT ACC
.

SAP0045I
5th September 2017
COB GLOBAL

Sapien Capital Limited
Suite A, 105 Piccadilly
London W1J 7NJ UK
+44 (0) 20 7340 9081
backoffice@sapiencap.com

AUTHORISED AND REGULATED BY THE
FINANCIAL CONDUCT AUTHORITY

USD US DOLLARS

Date	Description	Bought Price	Sold Price	Commission and Fees	Amount Posted
	<u>BUSINESS DONE TODAY</u>				
	CMX Gold 100 CMX				
05SEP17	S 1 DEC17 TTR GX		1338.3	2.85DR	
05SEP17	S 1 DEC17 TTR GX		1339.4	2.85DR	
05SEP17	S 3 DEC17 TTR GX		1339.6	8.55DR	
05SEP17	B 1 DEC17 TTR GX	1339.7		2.85DR	
05SEP17	B 2 DEC17 TTR GX	1340.0		5.70DR	
05SEP17	B 2 DEC17 TTR GX	1339.9		5.70DR	
05SEP17	B 1 DEC17 TTR GX	1340.6		2.85DR	
05SEP17	B 4 DEC17 TTR GX	1340.8		11.40DR	
05SEP17	S 5 DEC17 TTR GX		1340.9	14.25DR	
05SEP17	S 2 DEC17 TTR GX		1342.0	5.70DR	
05SEP17	S 3 DEC17 TTR GX		1342.1	8.55DR	
	LME Nickel 6 tonnes. This is an LME registered client contract				
05SEP17	S 2 05DEC17 TTR EL		12290.00	11.00DR	
05SEP17	B 2 05DEC17 TTR EL	12210.00		11.00DR	
05SEP17	S 2 05DEC17 TTR EL		12225.00	11.00DR	
	Commission				104.25DR
	<u>SETTLEMENTS</u>				
	CMX Gold 100 CMX				
05SEP17	1 DEC17	1339.7	1338.3		140.00DR
05SEP17	1 DEC17	1339.9	1339.4		50.00DR
05SEP17	2 DEC17	1340.0	1339.6		80.00DR
05SEP17	1 DEC17	1339.9	1339.6		30.00DR
05SEP17	1 DEC17	1340.8	1340.9		10.00CR
05SEP17	1 DEC17	1340.6	1340.9		30.00CR
05SEP17	3 DEC17	1340.8	1340.9		30.00CR
	<u>TOTALS</u>				
	BROUGHT FORWARD BALANCE				26,762.48CR
	SETTLEMENTS				
	CMX Gold Futures				230.00DR
	COMMISSIONS				104.25DR
	CARRIED FORWARD BALANCE				26,428.23CR

TRADING ADVICE AND SETTLEMENT STATEMENT



SAPIEN CAPITAL LIMITED
SAP0045
SUITE A, 105 PICCADILLY
LONDON
W1J 7NJ

SAPG0045
5th Sep 2017
COB Global

MACQUARIE BANK LIMITED LONDON BRANCH
ROPEMAKER PLACE 28 ROPEMAKER STREET
LONDON EC2Y 9HD PHONE (44) 20 3037 4343
Authorised and regulated by the Australian Prudential
Regulation Authority. Authorised by the Prudential
Regulation Authority. Subject to regulation by the Financial
Conduct Authority and limited regulation by the
Prudential Regulation Authority. Details about the extent
of our regulation by the Prudential Regulation Authority are
available from us on request.

USD US DOLLARS

Date	Description	Commission and Fees	Amount Posted
	<u>TOTALS</u>		
	BROUGHT FORWARD BALANCE		1,351,164.13CR
	SETTLEMENTS		
	CMX Gold Futures		230.00DR
	LME Aluminium 25 Tonnes. This is an Futures		31,685.50DR
	LME Copper Grade A 25 tonnes. This Futures		25,162.50CR
	LME Lead 25 tonnes. This is an Futures		3,303.50CR
	LME Zinc 25 tonnes. This is an LME Futures		608,432.25DR
	COMMISSIONS		302.15DR
	CARRIED FORWARD BALANCE		738,980.23CR

TRADING ADVICE AND SETTLEMENT STATEMENT



SAPIEN CAPITAL LIMITED CLIENT ACC
.

backoffice@sapiencap.com

SAP0054A
5th September 2017
COB GLOBAL

Sapien Capital Limited
Suite A, 105 Piccadilly
London W1J 7NJ UK
+44 (0) 20 7340 9081
backoffice@sapiencap.com

AUTHORISED AND REGULATED BY THE
FINANCIAL CONDUCT AUTHORITY

USD US DOLLARS

Date	Description	Bought Price	Sold Price	Commission and Fees	Amount Posted
05SEP17	<u>BUSINESS DONE TODAY</u> INR/USD FUTURES 500 CME S 1 SEP17 GX Commission		155.8800	2.45DR	2.45DR
05SEP17	<u>SETTLEMENTS</u> INR/USD FUTURES 500 CME 1 SEP17	156.0400	155.8800		80.00DR
	<u>TOTALS</u>				
	BROUGHT FORWARD BALANCE				179,737.35CR
	SETTLEMENTS				
	INR/USD FUTURES Futures				80.00DR
	COMMISSIONS				2.45DR
	CARRIED FORWARD BALANCE				179,654.90CR

TRADING ADVICE AND SETTLEMENT STATEMENT



SAPIEN CAPITAL LIMITED CLIENT ACC
.

backoffice@sapiencap.com

SAP0054D

5th September 2017

COB GLOBAL

Sapien Capital Limited
Suite A, 105 Piccadilly
London W1J 7NJ UK
+44 (0) 20 7340 9081
backoffice@sapiencap.com

AUTHORISED AND REGULATED BY THE
FINANCIAL CONDUCT AUTHORITY

USD US DOLLARS

Date	Description	Bought Price	Sold Price	Commission and Fees	Amount Posted
	<u>BUSINESS DONE TODAY</u>				
	CMX Copper 25,000 CMX				
05SEP17	S 1 DEC17 CQG GX		313.650	2.75DR	
05SEP17	S 1 DEC17 CQG GX		313.550	2.75DR	
05SEP17	S 1 DEC17 CQG GX		313.750	2.75DR	
05SEP17	S 1 DEC17 CQG GX		313.950	2.75DR	
	Commission				11.00DR
	<u>MATCH OUTS</u>				
	LME Zinc 25 tonnes. This is an LME registered client contract				
05JUN17	1 05SEP17	2488.00	2492.50		112.50CR
05JUN17	1 05SEP17	2485.50	2494.00		212.50CR
05JUN17	1 05SEP17	2486.00	2494.50		212.50CR
05JUN17	1 05SEP17	2485.50	2494.00		212.50CR
14JUN17	1 05SEP17	2492.25	2494.00		43.75CR
14JUN17	1 05SEP17	2492.25	2493.00		18.75CR
14JUN17	1 05SEP17	2492.25	2495.00		68.75CR
14JUN17	1 05SEP17	2492.25	2496.00		93.75CR
	<u>TOTALS</u>				
	BROUGHT FORWARD BALANCE				114,268.76CR
	SETTLEMENTS				
	LME Zinc 25 tonnes. This is an LME Futures				975.00CR
	COMMISSIONS				11.00DR
	CARRIED FORWARD BALANCE				115,232.76CR

TRADING ADVICE AND SETTLEMENT STATEMENT



SAPIEN CAPITAL LIMITED CLIENT ACC
.

backoffice@sapiencap.com

SAP0054F

5th September 2017

COB GLOBAL

Sapien Capital Limited
Suite A, 105 Piccadilly
London W1J 7NJ UK
+44 (0) 20 7340 9081
backoffice@sapiencap.com

AUTHORISED AND REGULATED BY THE
FINANCIAL CONDUCT AUTHORITY

USD US DOLLARS

Date	Description	Bought Price	Sold Price	Commission and Fees	Amount Posted
	<u>BUSINESS DONE TODAY</u>				
	LME Lead 25 tonnes. This is an LME registered client contract				
05SEP17	B 1 05DEC17 DMA EL	2342.50		5.45DR	
05SEP17	S 2 05DEC17 DMA EL		2325.00	10.90DR	
	LME Zinc 25 tonnes. This is an LME registered client contract				
05SEP17	S 1 05DEC17 DMA EL		3186.50	5.45DR	
05SEP17	B 2 05DEC17 DMA EL	3095.50		10.90DR	
	Commission				32.70DR
	<u>TOTALS</u>				
	BROUGHT FORWARD BALANCE				103,450.20CR
	COMMISSIONS				32.70DR
	CARRIED FORWARD BALANCE				103,417.50CR

TRADING ADVICE AND SETTLEMENT STATEMENT



SAPIEN CAPITAL LIMITED CLIENT ACC
.

backoffice@sapiencap.com

SAP0054H

5th September 2017

COB GLOBAL

Sapien Capital Limited
Suite A, 105 Piccadilly
London W1J 7NJ UK
+44 (0) 20 7340 9081
backoffice@sapiencap.com

AUTHORISED AND REGULATED BY THE
FINANCIAL CONDUCT AUTHORITY

USD US DOLLARS

Date	Description	Bought Price	Sold Price	Commission and Fees	Amount Posted
	<u>BUSINESS DONE TODAY</u>				
	CMX Copper 25,000 CMX				
05SEP17	S 1 DEC17 CQG GX		314.350	2.50DR	
05SEP17	S 4 DEC17 CQG GX		314.400	10.00DR	
05SEP17	S 2 DEC17 CQG GX		314.150	5.00DR	
05SEP17	B 1 DEC17 CQG GX	315.350		2.50DR	
05SEP17	B 1 DEC17 CQG GX	315.300		2.50DR	
05SEP17	B 1 DEC17 CQG GX	315.250		2.50DR	
05SEP17	B 1 DEC17 CQG GX	315.200		2.50DR	
05SEP17	S 1 DEC17 CQG GX		316.400	2.50DR	
05SEP17	S 2 DEC17 CQG GX		316.300	5.00DR	
05SEP17	S 1 DEC17 CQG GX		316.250	2.50DR	
05SEP17	B 1 DEC17 CQG GX	315.850		2.50DR	
05SEP17	S 1 DEC17 CQG GX		315.250	2.50DR	
	CMX Gold 100 CMX				
05SEP17	S 1 DEC17 CQG GX		1343.6	2.50DR	
05SEP17	B 1 DEC17 CQG GX	1339.6		2.50DR	
05SEP17	S 1 DEC17 CQG GX		1339.3	2.50DR	
05SEP17	B 1 DEC17 CQG GX	1340.5		2.50DR	
05SEP17	S 1 DEC17 CQG GX		1341.9	2.50DR	
05SEP17	B 1 DEC17 CQG GX	1341.9		2.50DR	
05SEP17	S 1 DEC17 CQG GX		1335.8	2.50DR	
	CMX Silver 5,000 CMX				
05SEP17	B 1 DEC17 CQG GX	1792.5		2.50DR	
05SEP17	B 1 DEC17 CQG GX	1791.5		2.50DR	
05SEP17	B 1 DEC17 CQG GX	1790.0		2.50DR	
05SEP17	S 1 DEC17 CQG GX		1793.5	2.50DR	
05SEP17	S 1 DEC17 CQG GX		1802.5	2.50DR	
05SEP17	S 1 DEC17 CQG GX		1799.0	2.50DR	
	INR/USD FUTURES 500 CME				
05SEP17	B 1 SEP17 CQG GX	155.6900		2.50DR	
05SEP17	B 1 SEP17 CQG GX	155.7000		2.50DR	
05SEP17	S 1 SEP17 CQG GX		155.8200	2.50DR	
05SEP17	B 1 SEP17 CQG GX	155.8400		2.50DR	
	Commission				85.00DR
	<u>SETTLEMENTS</u>				
	CMX Copper 25,000 CMX				
05SEP17	1 DEC17	315.350	314.400		237.50DR
05SEP17	1 DEC17	315.300	314.400		225.00DR
05SEP17	1 DEC17	315.250	314.400		212.50DR
05SEP17	1 DEC17	315.200	314.350		212.50DR
05SEP17	1 DEC17	315.850	314.400		362.50DR
	CMX Gold 100 CMX				
05SEP17	1 DEC17	1339.6	1343.6		400.00CR
05SEP17	1 DEC17	1340.5	1339.3		120.00DR
05SEP17	1 DEC17	1341.9	1341.9		0.00
	CMX Silver 5,000 CMX				
05SEP17	1 DEC17	1792.5	1793.5		50.00CR
05SEP17	1 DEC17	1791.5	1802.5		550.00CR
05SEP17	1 DEC17	1790.0	1799.0		450.00CR
	INR/USD FUTURES 500 CME				
05SEP17	1 SEP17	155.6900	155.8200		65.00CR
05SEP17	1 SEP17	155.7000	156.3200		310.00CR
05SEP17	1 SEP17	155.8400	156.3200		240.00CR
	<u>TOTALS</u>				

TRADING ADVICE AND SETTLEMENT STATEMENT



SAPIEN CAPITAL LIMITED CLIENT ACC
.

backoffice@sapiencap.com

SAP0054H
5th September 2017
COB GLOBAL

Sapien Capital Limited
Suite A, 105 Piccadilly
London W1J 7NJ UK
+44 (0) 20 7340 9081
backoffice@sapiencap.com

AUTHORISED AND REGULATED BY THE
FINANCIAL CONDUCT AUTHORITY

USD US DOLLARS

Date	Description	Bought Price	Sold Price	Commission and Fees	Amount Posted
	BROUGHT FORWARD BALANCE				57,506.20DR
	SETTLEMENTS				
	CMX Silver Futures				1,050.00CR
	INR/USD FUTURES Futures				615.00CR
	CMX Copper Futures				1,250.00DR
	CMX Gold Futures				280.00CR
	COMMISSIONS				85.00DR
	CARRIED FORWARD BALANCE				56,896.20DR

TRADING ADVICE AND SETTLEMENT STATEMENT



SAPIEN CAPITAL LIMITED CLIENT ACC
.

backoffice@sapiencap.com

SAP0054I
5th September 2017
COB GLOBAL

Sapien Capital Limited
Suite A, 105 Piccadilly
London W1J 7NJ UK
+44 (0) 20 7340 9081
backoffice@sapiencap.com

AUTHORISED AND REGULATED BY THE
FINANCIAL CONDUCT AUTHORITY

USD US DOLLARS

Date	Description	Bought Price	Sold Price	Commission and Fees	Amount Posted
	<u>BUSINESS DONE TODAY</u>				
	CMX Gold 100 CMX				
05SEP17	S 1 DEC17 CQG GX		1343.4	2.75DR	
05SEP17	S 2 DEC17 CQG GX		1343.7	5.50DR	
	CMX Silver 5,000 CMX				
05SEP17	B 1 DEC17 CQG GX	1794.5		2.75DR	
05SEP17	S 1 DEC17 CQG GX		1805.0	2.75DR	
	Commission				13.75DR
	<u>SETTLEMENTS</u>				
	CMX Silver 5,000 CMX				
05SEP17	1 DEC17	1794.5	1805.0		525.00CR
	<u>TOTALS</u>				
	BROUGHT FORWARD BALANCE				201,207.10CR
	SETTLEMENTS				
	CMX Silver Futures				525.00CR
	COMMISSIONS				13.75DR
	CARRIED FORWARD BALANCE				201,718.35CR

TRADING ADVICE AND SETTLEMENT STATEMENT



SAPIEN CAPITAL LIMITED CLIENT ACC

SAP0054K

5th September 2017

COB GLOBAL

Sapien Capital Limited
Suite A, 105 Piccadilly
London W1J 7NJ UK
+44 (0) 20 7340 9081
backoffice@sapiencap.com

AUTHORISED AND REGULATED BY THE
FINANCIAL CONDUCT AUTHORITY

USD US DOLLARS

Date	Description	Bought Price	Sold Price	Commission and Fees	Amount Posted
	<u>BUSINESS DONE TODAY</u>				
	NYM Light Sweet Crude Oil 1,000 NYM				
05SEP17	S 1 OCT17 TTR GX		47.40	2.30DR	
05SEP17	S 1 OCT17 TTR GX		47.35	2.30DR	
05SEP17	S 3 OCT17 TTR GX		47.75	6.90DR	
	CMX Gold 100 CMX				
05SEP17	S 1 DEC17 TTR GX		1340.3	2.30DR	
05SEP17	S 2 DEC17 TTR GX		1344.4	4.60DR	
05SEP17	S 1 DEC17 TTR GX		1343.3	2.30DR	
05SEP17	S 1 DEC17 TTR GX		1343.0	2.30DR	
05SEP17	S 1 DEC17 TTR GX		1344.6	2.30DR	
	LME Lead 25 tonnes. This is an LME registered client contract				
05SEP17	S 1 05DEC17 TTR EL		2402.50	5.45DR	
05SEP17	S 1 05DEC17 TTR EL		2401.50	5.45DR	
05SEP17	S 1 05DEC17 TTR EL		2403.50	5.45DR	
05SEP17	S 1 05DEC17 TTR EL		2337.50	5.45DR	
05SEP17	S 1 05DEC17 TTR EL		2340.50	5.45DR	
05SEP17	B 1 05DEC17 TTR EL	2338.00		5.45DR	
05SEP17	B 1 05DEC17 TTR EL	2339.50		5.45DR	
05SEP17	B 1 05DEC17 TTR EL	2334.00		5.45DR	
05SEP17	S 1 05DEC17 DMA EL		2341.00	5.45DR	
	LME Nickel 6 tonnes. This is an LME registered client contract				
05SEP17	B 1 05DEC17 TTR EL	12095.00		5.45DR	
	CMX Silver 5,000 CMX				
05SEP17	B 1 DEC17 TTR GX	1793.5		2.30DR	
05SEP17	S 1 DEC17 TTR GX		1787.5	2.30DR	
	LME Zinc 25 tonnes. This is an LME registered client contract				
05SEP17	B 1 05DEC17 TTR EL	3109.00		5.45DR	
05SEP17	S 1 05DEC17 TTR EL		3107.50	5.45DR	
	Commission				95.30DR
	<u>SETTLEMENTS</u>				
	NYM Light Sweet Crude Oil 1,000 NYM				
05SEP17	1 OCT17	47.39	47.40		10.00CR
05SEP17	1 OCT17	47.28	47.35		70.00CR
05SEP17	1 OCT17	47.31	47.75		440.00CR
05SEP17	1 OCT17	47.31	47.75		440.00CR
05SEP17	1 OCT17	46.09	47.75		1,660.00CR
	CMX Silver 5,000 CMX				
05SEP17	1 DEC17	1793.5	1787.5		300.00DR
	<u>TOTALS</u>				
	BROUGHT FORWARD BALANCE				98,603.90CR
	SETTLEMENTS				
	CMX Silver Futures				300.00DR
	NYM Light Sweet Crude Oil Futures				2,620.00CR
	COMMISSIONS				95.30DR
	CARRIED FORWARD BALANCE				100,828.60CR

TRADING ADVICE AND SETTLEMENT STATEMENT



SAPIEN CAPITAL LIMITED
SAP0054
SUITE A, 105 PICCADILLY
LONDON
W1J 7NJ

SAPG0054
5th Sep 2017
COB Global

MACQUARIE BANK LIMITED LONDON BRANCH
ROPEMAKER PLACE 28 ROPEMAKER STREET
LONDON EC2Y 9HD PHONE (44) 20 3037 4343
Authorised and regulated by the Australian Prudential
Regulation Authority. Authorised by the Prudential
Regulation Authority. Subject to regulation by the Financial
Conduct Authority and limited regulation by the
Prudential Regulation Authority. Details about the extent
of our regulation by the Prudential Regulation Authority are
available from us on request.

USD US DOLLARS

Date	Description	Commission and Fees	Amount Posted
	<u>TOTALS</u>		
	BROUGHT FORWARD BALANCE		1,360,414.09CR
	SETTLEMENTS		
	CMX Copper Futures		1,250.00DR
	CMX Gold Futures		280.00CR
	CMX Silver Futures		1,275.00CR
	INR/USD FUTURES Futures		535.00CR
	LME Zinc 25 tonnes. This is an LME Futures		975.00CR
	NYM Light Sweet Crude Oil Futures		2,620.00CR
	COMMISSIONS		240.20DR
	CARRIED FORWARD BALANCE		1,364,608.89CR

TRADING ADVICE AND SETTLEMENT STATEMENT



SAPIEN CAPITAL LIMITED CLIENT ACC
.

SAP0083
5th September 2017
COB GLOBAL

Sapien Capital Limited
Suite A, 105 Piccadilly
London W1J 7NJ UK
+44 (0) 20 7340 9081
backoffice@sapiencap.com

AUTHORISED AND REGULATED BY THE
FINANCIAL CONDUCT AUTHORITY

USD US DOLLARS

Date	Description	Bought Price	Sold Price	Commission and Fees	Amount Posted
05SEP17	<u>INTER ACCOUNT TRANSFER</u> SAP0083 to SAP083XA				172,641.63DR
	<u>TOTALS</u>				
	BROUGHT FORWARD BALANCE				73,428.50CR
	CASH PAYMENTS/RECEIPTS				172,641.63DR
	CARRIED FORWARD BALANCE				99,213.13DR

TRADING ADVICE AND SETTLEMENT STATEMENT



SAPIEN CAPITAL LIMITED CLIENT ACC

SAP083GA

5th September 2017

COB GLOBAL

Sapien Capital Limited
Suite A, 105 Piccadilly
London W1J 7NJ UK
+44 (0) 20 7340 9081
backoffice@sapiencap.com

AUTHORISED AND REGULATED BY THE
FINANCIAL CONDUCT AUTHORITY

USD US DOLLARS

Date	Description	Bought Price	Sold Price	Commission and Fees	Amount Posted
	<u>BUSINESS DONE TODAY</u>				
	LME Aluminium 25 Tonnes. This is an LME registered client contract.				
05SEP17	S 1 05DEC17 TTR EL		2106.00	5.00DR	
	LME Copper Grade A 25 tonnes. This is a LME registered client contract				
05SEP17	S 1 05DEC17 TTR EL		6930.50	5.00DR	
05SEP17	S 1 05DEC17 TTR EL		6924.00	5.00DR	
05SEP17	B 1 05DEC17 TTR EL	6943.50		5.00DR	
05SEP17	B 1 05DEC17 TTR EL	6939.00		5.00DR	
05SEP17	S 1 05DEC17 TTR EL		6941.50	5.00DR	
05SEP17	S 1 05DEC17 TTR EL		6932.50	5.00DR	
05SEP17	B 1 05DEC17 TTR EL	6964.00		5.00DR	
05SEP17	B 1 05DEC17 TTR EL	6916.50		5.00DR	
05SEP17	B 1 05DEC17 TTR EL	6919.50		5.00DR	
05SEP17	B 2 05DEC17 TTR EL	6905.50		10.00DR	
05SEP17	B 2 05DEC17 TTR EL	6900.50		10.00DR	
	CMX Gold 100 CMX				
05SEP17	S 1 DEC17 TTR GX		1337.6	1.68DR	
05SEP17	B 1 DEC17 TTR GX	1340.5		1.68DR	
05SEP17	S 1 DEC17 TTR GX		1342.6	1.68DR	
	LME Lead 25 tonnes. This is an LME registered client contract				
05SEP17	S 1 05DEC17 TTR EL		2327.50	5.00DR	
	LME Nickel 6 tonnes. This is an LME registered client contract				
05SEP17	S 1 05DEC17 TTR EL		12280.00	5.00DR	
05SEP17	S 1 05DEC17 TTR EL		12235.00	5.00DR	
05SEP17	S 1 05DEC17 TTR EL		12225.00	5.00DR	
05SEP17	B 1 05DEC17 TTR EL	12220.00		5.00DR	
05SEP17	B 1 05DEC17 TTR EL	12215.00		5.00DR	
05SEP17	B 2 05DEC17 TTR EL	12210.00		10.00DR	
05SEP17	S 1 05DEC17 TTR EL		12240.00	5.00DR	
05SEP17	S 1 05DEC17 TTR EL		12080.00	5.00DR	
05SEP17	S 2 05DEC17 TTR EL		12075.00	10.00DR	
05SEP17	B 1 05DEC17 TTR EL	12040.00		5.00DR	
	CMX Silver 5,000 CMX				
05SEP17	S 2 DEC17 TTR GX		1788.0	3.36DR	
05SEP17	B 1 DEC17 TTR GX	1792.5		1.68DR	
05SEP17	B 1 DEC17 TTR GX	1793.0		1.68DR	
05SEP17	B 2 DEC17 TTR GX	1794.0		3.36DR	
05SEP17	S 2 DEC17 TTR GX		1790.0	3.36DR	
05SEP17	S 1 DEC17 TTR GX		1802.5	1.68DR	
05SEP17	S 1 DEC17 TTR GX		1800.5	1.68DR	
05SEP17	B 3 DEC17 TTR GX	1797.0		5.04DR	
05SEP17	S 2 DEC17 TTR GX		1794.0	3.36DR	
05SEP17	B 2 DEC17 TTR GX	1791.0		3.36DR	
	LME Tin 5 tonnes. This is an LME registered client contract				
05SEP17	S 1 05DEC17 TTR EL		20755.00	5.00DR	
	LME Zinc 25 tonnes. This is an LME registered client contract				
05SEP17	S 1 05DEC17 TTR EL		3182.00	5.00DR	
05SEP17	S 1 05DEC17 TTR EL		3149.50	5.00DR	
	Commission				183.60DR
	<u>SETTLEMENTS</u>				

TRADING ADVICE AND SETTLEMENT STATEMENT



SAPIEN CAPITAL LIMITED CLIENT ACC
.

SAP083GA
5th September 2017
COB GLOBAL

Sapien Capital Limited
Suite A, 105 Piccadilly
London W1J 7NJ UK
+44 (0) 20 7340 9081
backoffice@sapiencap.com

AUTHORISED AND REGULATED BY THE
FINANCIAL CONDUCT AUTHORITY

USD US DOLLARS

Date	Description	Bought Price	Sold Price	Commission and Fees	Amount Posted
	CMX Gold 100 CMX				
05SEP17	1 DEC17	1340.5	1337.6		290.00DR
	CMX Silver 5,000 CMX				
05SEP17	1 DEC17	1792.5	1788.0		225.00DR
05SEP17	1 DEC17	1793.0	1788.0		250.00DR
05SEP17	2 DEC17	1794.0	1790.0		400.00DR
05SEP17	1 DEC17	1797.0	1802.5		275.00CR
05SEP17	1 DEC17	1797.0	1800.5		175.00CR
05SEP17	1 DEC17	1797.0	1794.0		150.00DR
05SEP17	1 DEC17	1791.0	1794.0		150.00CR
	<u>TOTALS</u>				
	BROUGHT FORWARD BALANCE				21,181.19DR
	SETTLEMENTS				
	CMX Silver Futures				425.00DR
	CMX Gold Futures				290.00DR
	COMMISSIONS				183.60DR
	CARRIED FORWARD BALANCE				22,079.79DR

TRADING ADVICE AND SETTLEMENT STATEMENT



SAPIEN CAPITAL LIMITED CLIENT ACC

SAP083XA

5th September 2017

COB GLOBAL

Sapien Capital Limited
Suite A, 105 Piccadilly
London W1J 7NJ UK
+44 (0) 20 7340 9081
backoffice@sapiencap.com

AUTHORISED AND REGULATED BY THE
FINANCIAL CONDUCT AUTHORITY

USD US DOLLARS

Date	Description	Bought Price	Sold Price	Commission and Fees	Amount Posted
	<u>BUSINESS DONE TODAY</u>				
	LME Aluminium 25 Tonnes. This is an LME registered client contract.				
05SEP17	B 16 18OCT17 IFC UD	2086.25		43.20DR	
05SEP17	S 14 19OCT17 IFC UD		2085.80	37.80DR	
05SEP17	S 2 20OCT17 IFC UD		2086.06	5.40DR	
05SEP17	B 4 25OCT17 IFC UD	2087.56		10.80DR	
05SEP17	S 4 26OCT17 IFC UD		2087.61	10.80DR	
05SEP17	S 2 31OCT17 IFC UD		2089.11	5.40DR	
05SEP17	B 1 02NOV17 IFC UD	2089.63		2.70DR	
05SEP17	B 2 02NOV17 IFC UD	2089.83		5.40DR	
05SEP17	B 32 07NOV17 IFC UD	2090.93		86.40DR	
05SEP17	S 10 08NOV17 IFC UD		2090.99	27.00DR	
05SEP17	S 10 09NOV17 IFC UD		2091.24	27.00DR	
05SEP17	B 15 10NOV17 IFC UD	2091.70		40.50DR	
05SEP17	S 15 14NOV17 IFC UD		2092.54	40.50DR	
05SEP17	B 10 17NOV17 IFC UD	2091.75		27.00DR	
05SEP17	S 2 21NOV17 IFC UD		2092.49	5.40DR	
05SEP17	S 2 22NOV17 IFC UD		2092.73	5.40DR	
05SEP17	S 6 24NOV17 IFC UD		2093.20	16.20DR	
05SEP17	S 7 01DEC17 IFC UD		2094.86	18.90DR	
05SEP17	S 6 04DEC17 IFC UD		2095.56	16.20DR	
05SEP17	S 1 05DEC17 TTR EL		2107.00	5.00DR	
05SEP17	S 1 05DEC17 TTR EL		2111.00	5.00DR	
05SEP17	S 1 05DEC17 TTR EL		2112.00	5.00DR	
05SEP17	S 1 05DEC17 TTR EL		2113.50	5.00DR	
05SEP17	S 3 05DEC17 TTR EL		2115.00	15.00DR	
05SEP17	S 1 05DEC17 TTR EL		2116.00	5.00DR	
05SEP17	S 2 05DEC17 TTR EL		2115.50	10.00DR	
05SEP17	B 3 05DEC17 TTR EL	2109.50		15.00DR	
05SEP17	B 2 05DEC17 TTR EL	2109.00		10.00DR	
05SEP17	B 1 05DEC17 TTR EL	2108.00		5.00DR	
05SEP17	B 1 05DEC17 TTR EL	2106.00		5.00DR	
05SEP17	B 1 05DEC17 TTR EL	2103.00		5.00DR	
05SEP17	B 1 05DEC17 TTR EL	2107.00		5.00DR	
05SEP17	B 2 05DEC17 TTR EL	2105.00		10.00DR	
05SEP17	B 1 05DEC17 TTR EL	2104.00		5.00DR	
05SEP17	S 3 05DEC17 TTR EL		2116.50	15.00DR	
05SEP17	S 2 05DEC17 TTR EL		2117.50	10.00DR	
05SEP17	B 2 05DEC17 TTR EL	2095.50		10.00DR	
05SEP17	B 1 05DEC17 TTR EL	2096.50		5.00DR	
	NYM Light Sweet Crude Oil 1,000 NYM				
05SEP17	S 6 OCT17 TTR GX		47.44	9.42DR	
05SEP17	B 5 OCT17 TTR GX	47.34		7.85DR	
05SEP17	B 5 OCT17 TTR GX	47.26		7.85DR	
05SEP17	B 2 OCT17 TTR GX	47.28		3.14DR	
05SEP17	B 1 OCT17 TTR GX	47.23		1.57DR	
05SEP17	S 1 OCT17 TTR GX		47.32	1.57DR	
05SEP17	S 5 OCT17 TTR GX		47.30	7.85DR	
05SEP17	B 1 OCT17 TTR GX	47.20		1.57DR	
05SEP17	B 1 OCT17 TTR GX	47.21		1.57DR	
05SEP17	B 2 OCT17 TTR GX	47.22		3.14DR	
05SEP17	S 1 OCT17 TTR GX		47.33	1.57DR	
05SEP17	S 1 OCT17 TTR GX		47.37	1.57DR	
05SEP17	S 1 OCT17 TTR GX		47.45	1.57DR	
05SEP17	S 2 OCT17 TTR GX		47.35	3.14DR	
05SEP17	B 7 OCT17 TTR GX	47.30		10.99DR	
05SEP17	B 2 OCT17 TTR GX	47.27		3.14DR	
05SEP17	S 1 OCT17 TTR GX		47.40	1.57DR	
05SEP17	B 1 OCT17 TTR GX	47.54		1.57DR	
05SEP17	S 1 OCT17 TTR GX		47.48	1.57DR	
05SEP17	S 1 OCT17 TTR GX		47.51	1.57DR	
05SEP17	S 2 OCT17 TTR GX		47.34	3.14DR	
05SEP17	B 2 OCT17 TTR GX	47.33		3.14DR	

TRADING ADVICE AND SETTLEMENT STATEMENT



SAPIEN CAPITAL LIMITED CLIENT ACC

SAP083XA

5th September 2017

COB GLOBAL

Sapien Capital Limited
Suite A, 105 Piccadilly
London W1J 7NJ UK
+44 (0) 20 7340 9081
backoffice@sapiencap.com

AUTHORISED AND REGULATED BY THE
FINANCIAL CONDUCT AUTHORITY

USD US DOLLARS

Date	Description	Bought Price	Sold Price	Commission and Fees	Amount Posted
05SEP17	B 1 OCT17 TTR GX	47.37		1.57DR	
05SEP17	B 1 OCT17 TTR GX	47.41		1.57DR	
05SEP17	B 13 OCT17 TTR GX	47.46		20.41DR	
05SEP17	S 2 OCT17 TTR GX		47.55	3.14DR	
05SEP17	S 4 OCT17 TTR GX		47.58	6.28DR	
05SEP17	S 1 OCT17 TTR GX		47.54	1.57DR	
05SEP17	S 3 OCT17 TTR GX		47.57	4.71DR	
05SEP17	S 1 OCT17 TTR GX		47.76	1.57DR	
05SEP17	S 1 OCT17 TTR GX		47.77	1.57DR	
05SEP17	S 9 OCT17 TTR GX		47.75	14.13DR	
05SEP17	S 2 OCT17 TTR GX		47.83	3.14DR	
05SEP17	S 2 OCT17 TTR GX		47.94	3.14DR	
05SEP17	B 1 OCT17 TTR GX	47.98		1.57DR	
05SEP17	S 2 OCT17 TTR GX		47.89	3.14DR	
05SEP17	B 5 OCT17 TTR GX	47.91		7.85DR	
05SEP17	B 5 OCT17 TTR GX	47.89		7.85DR	
05SEP17	S 1 OCT17 TTR GX		48.44	1.57DR	
05SEP17	S 1 OCT17 TTR GX		48.48	1.57DR	
05SEP17	S 2 OCT17 TTR GX		48.65	3.14DR	
05SEP17	S 1 OCT17 TTR GX		48.62	1.57DR	
05SEP17	S 1 OCT17 TTR GX		48.64	1.57DR	
05SEP17	B 1 OCT17 TTR GX	48.77		1.57DR	
05SEP17	B 1 OCT17 TTR GX	48.83		1.57DR	
05SEP17	B 3 OCT17 TTR GX	48.86		4.71DR	
05SEP17	S 1 OCT17 TTR GX		48.82	1.57DR	
05SEP17	S 1 OCT17 TTR GX		48.80	1.57DR	
05SEP17	S 1 OCT17 TTR GX		48.94	1.57DR	
05SEP17	S 2 OCT17 TTR GX		48.87	3.14DR	
05SEP17	S 5 OCT17 TTR GX		48.79	7.85DR	
05SEP17	B 1 OCT17 TTR GX	48.76		1.57DR	
05SEP17	S 1 OCT17 TTR GX		48.76	1.57DR	
05SEP17	S 4 OCT17 TTR GX		48.60	6.28DR	
05SEP17	B 3 OCT17 TTR GX	48.62		4.71DR	
05SEP17	B 1 OCT17 TTR GX	48.70		1.57DR	
05SEP17	B 1 OCT17 TTR GX	48.69		1.57DR	
05SEP17	B 1 OCT17 TTR GX	48.60		1.57DR	
05SEP17	B 10 OCT17 TTR GX	48.58		15.70DR	
05SEP17	B 1 OCT17 TTR GX	48.51		1.57DR	
05SEP17	B 1 OCT17 TTR GX	48.52		1.57DR	
05SEP17	B 1 OCT17 TTR GX	48.54		1.57DR	
05SEP17	S 2 OCT17 TTR GX		48.58	3.14DR	
05SEP17	S 1 OCT17 TTR GX		48.59	1.57DR	
	CMX Gold 100 CMX				
05SEP17	S 1 OCT17 TTR GX		1338.8	1.68DR	
	LME Lead 25 tonnes. This is an LME registered client contract				
05SEP17	B 3 18OCT17 IFC UD	2318.75		8.10DR	
05SEP17	S 3 19OCT17 IFC UD		2318.30	8.10DR	
05SEP17	B 5 20OCT17 IFC UD	2318.25		13.50DR	
05SEP17	S 3 24OCT17 IFC UD		2319.63	8.10DR	
05SEP17	S 2 26OCT17 IFC UD		2320.42	5.40DR	
05SEP17	B 4 27OCT17 IFC UD	2321.01		10.80DR	
05SEP17	S 4 31OCT17 IFC UD		2322.39	10.80DR	
05SEP17	B 6 01NOV17 IFC UD	2322.98		16.20DR	
05SEP17	S 5 02NOV17 IFC UD		2323.18	13.50DR	
05SEP17	S 1 03NOV17 IFC UD		2323.57	2.70DR	
05SEP17	S 2 07NOV17 IFC UD		2325.35	5.40DR	
05SEP17	B 1 08NOV17 IFC UD	2325.94		2.70DR	
05SEP17	B 1 09NOV17 IFC UD	2326.33		2.70DR	
05SEP17	B 1 22NOV17 IFC UD	2330.07		2.70DR	
05SEP17	S 1 29NOV17 IFC UD		2331.98	2.70DR	
05SEP17	B 1 05DEC17 TTR EL	2393.50		5.00DR	
05SEP17	B 1 05DEC17 TTR EL	2396.50		5.00DR	
05SEP17	S 2 05DEC17 TTR EL		2394.00	10.00DR	
05SEP17	S 1 05DEC17 TTR EL		2395.00	5.00DR	

TRADING ADVICE AND SETTLEMENT STATEMENT



SAPIEN CAPITAL LIMITED CLIENT ACC

SAP083XA

5th September 2017

COB GLOBAL

Sapien Capital Limited
Suite A, 105 Piccadilly
London W1J 7NJ UK
+44 (0) 20 7340 9081
backoffice@sapiencap.com

AUTHORISED AND REGULATED BY THE
FINANCIAL CONDUCT AUTHORITY

USD US DOLLARS

Date	Description	Bought Price	Sold Price	Commission and Fees	Amount Posted
05SEP17	S 1 05DEC17 TTR EL		2398.50	5.00DR	
05SEP17	B 1 05DEC17 TTR EL	2400.50		5.00DR	
05SEP17	S 1 05DEC17 TTR EL		2402.00	5.00DR	
05SEP17	S 1 05DEC17 TTR EL		2403.00	5.00DR	
05SEP17	S 1 05DEC17 TTR EL		2404.00	5.00DR	
05SEP17	S 1 05DEC17 TTR EL		2399.00	5.00DR	
05SEP17	B 2 05DEC17 TTR EL	2392.00		10.00DR	
05SEP17	B 1 05DEC17 TTR EL	2391.00		5.00DR	
05SEP17	B 2 05DEC17 TTR EL	2386.00		10.00DR	
05SEP17	B 1 05DEC17 TTR EL	2382.50		5.00DR	
05SEP17	B 3 05DEC17 TTR EL	2383.00		15.00DR	
05SEP17	B 1 05DEC17 TTR EL	2381.50		5.00DR	
05SEP17	B 1 05DEC17 TTR EL	2381.00		5.00DR	
05SEP17	B 1 05DEC17 TTR EL	2379.50		5.00DR	
05SEP17	B 1 05DEC17 TTR EL	2378.50		5.00DR	
05SEP17	B 1 05DEC17 TTR EL	2377.50		5.00DR	
05SEP17	B 2 05DEC17 TTR EL	2377.00		10.00DR	
05SEP17	B 1 05DEC17 TTR EL	2376.00		5.00DR	
05SEP17	S 1 05DEC17 TTR EL		2373.00	5.00DR	
05SEP17	B 2 05DEC17 TTR EL	2375.00		10.00DR	
05SEP17	S 1 05DEC17 TTR EL		2359.50	5.00DR	
05SEP17	S 1 05DEC17 TTR EL		2354.50	5.00DR	
05SEP17	S 1 05DEC17 TTR EL		2345.50	5.00DR	
05SEP17	S 1 05DEC17 TTR EL		2344.00	5.00DR	
05SEP17	S 1 05DEC17 TTR EL		2341.00	5.00DR	
05SEP17	S 1 05DEC17 TTR EL		2341.50	5.00DR	
05SEP17	S 2 05DEC17 TTR EL		2345.00	10.00DR	
05SEP17	S 1 05DEC17 TTR EL		2344.50	5.00DR	
05SEP17	S 1 05DEC17 TTR EL		2347.00	5.00DR	
05SEP17	S 1 05DEC17 TTR EL		2330.00	5.00DR	
05SEP17	S 2 05DEC17 TTR EL		2333.00	10.00DR	
05SEP17	B 1 05DEC17 TTR EL	2327.00		5.00DR	
05SEP17	S 2 05DEC17 TTR EL		2340.50	10.00DR	
05SEP17	S 4 05DEC17 TTR EL		2325.00	20.00DR	
05SEP17	B 1 05DEC17 TTR EL	2333.50		5.00DR	
05SEP17	B 2 05DEC17 TTR EL	2332.50		10.00DR	
05SEP17	B 2 05DEC17 TTR EL	2332.00		10.00DR	
05SEP17	S 1 05DEC17 TTR EL		2331.00	5.00DR	
05SEP17	S 1 05DEC17 DMA EL		2333.50	5.00DR	
05SEP17	B 1 05DEC17 DMA EL	2332.00		5.00DR	
05SEP17	S 1 05DEC17 DMA EL		2331.00	5.00DR	
LME Nickel 6 tonnes. This is an LME registered client contract					
05SEP17	S 1 05DEC17 TTR EL		12250.00	5.00DR	
05SEP17	B 1 05DEC17 TTR EL	12195.00		5.00DR	
05SEP17	S 1 05DEC17 TTR EL		12185.00	5.00DR	
05SEP17	B 1 05DEC17 TTR EL	12185.00		5.00DR	
05SEP17	S 1 05DEC17 TTR EL		12230.00	5.00DR	
05SEP17	B 1 05DEC17 TTR EL	12155.00		5.00DR	
INR/USD FUTURES 500 CME					
05SEP17	B 5 SEP17 TTR GX	156.1900		5.95DR	
05SEP17	B 1 SEP17 TTR GX	156.0700		1.19DR	
05SEP17	S 2 SEP17 TTR GX		156.0400	2.38DR	
05SEP17	S 4 SEP17 TTR GX		155.9900	4.76DR	
05SEP17	S 1 SEP17 TTR GX		156.0000	1.19DR	
05SEP17	S 2 SEP17 TTR GX		155.9800	2.38DR	
05SEP17	B 1 SEP17 TTR GX	155.9300		1.19DR	
05SEP17	S 1 SEP17 TTR GX		155.7400	1.19DR	
LME Zinc 25 tonnes. This is an LME registered client contract					
05SEP17	B 4 03OCT17 IFC UD	3137.00		10.80DR	
05SEP17	S 1 17OCT17 IFC UD		3137.80	2.70DR	
05SEP17	S 3 18OCT17 IFC UD		3137.80	8.10DR	
05SEP17	S 7 19OCT17 IFC UD		3137.00	18.90DR	
05SEP17	B 4 20OCT17 IFC UD	3136.50		10.80DR	

Group No: SAPG0083

Page 3 of 7

TRADING ADVICE AND SETTLEMENT STATEMENT



SAPIEN CAPITAL LIMITED CLIENT ACC

SAP083XA

5th September 2017

COB GLOBAL

Sapien Capital Limited
Suite A, 105 Piccadilly
London W1J 7NJ UK
+44 (0) 20 7340 9081
backoffice@sapiencap.com

AUTHORISED AND REGULATED BY THE
FINANCIAL CONDUCT AUTHORITY

USD US DOLLARS

Date	Description	Bought Price	Sold Price	Commission and Fees	Amount Posted
05SEP17	B 7 20OCT17 IFC UD	3136.70		18.90DR	
05SEP17	B 5 24OCT17 IFC UD	3136.86		13.50DR	
05SEP17	S 3 25OCT17 IFC UD		3136.75	8.10DR	
05SEP17	S 2 26OCT17 IFC UD		3136.84	5.40DR	
05SEP17	B 11 31OCT17 IFC UD	3137.49		29.70DR	
05SEP17	S 2 01NOV17 IFC UD		3137.38	5.40DR	
05SEP17	S 9 02NOV17 IFC UD		3137.67	24.30DR	
05SEP17	B 1 07NOV17 IFC UD	3138.12		2.70DR	
05SEP17	B 9 07NOV17 IFC UD	3138.32		24.30DR	
05SEP17	B 12 08NOV17 IFC UD	3138.21		32.40DR	
05SEP17	S 23 09NOV17 IFC UD		3138.10	62.10DR	
05SEP17	B 2 10NOV17 IFC UD	3138.39		5.40DR	
05SEP17	S 2 14NOV17 IFC UD		3138.55	5.40DR	
05SEP17	S 2 22NOV17 IFC UD		3137.91	5.40DR	
05SEP17	S 1 04DEC17 IFC UD		3139.69	2.70DR	
05SEP17	B 1 05DEC17 TTR EL	3193.00		5.00DR	
05SEP17	B 1 05DEC17 TTR EL	3194.50		5.00DR	
05SEP17	B 2 05DEC17 TTR EL	3194.00		10.00DR	
05SEP17	B 1 05DEC17 TTR EL	3192.00		5.00DR	
05SEP17	B 2 05DEC17 TTR EL	3196.50		10.00DR	
05SEP17	B 1 05DEC17 TTR EL	3186.00		5.00DR	
05SEP17	B 2 05DEC17 TTR EL	3186.50		10.00DR	
05SEP17	B 1 05DEC17 TTR EL	3189.50		5.00DR	
05SEP17	S 1 05DEC17 TTR EL		3197.00	5.00DR	
05SEP17	S 1 05DEC17 TTR EL		3196.50	5.00DR	
05SEP17	S 1 05DEC17 TTR EL		3201.50	5.00DR	
05SEP17	S 1 05DEC17 TTR EL		3202.00	5.00DR	
05SEP17	B 1 05DEC17 TTR EL	3189.00		5.00DR	
05SEP17	B 1 05DEC17 TTR EL	3177.50		5.00DR	
05SEP17	B 1 05DEC17 TTR EL	3174.00		5.00DR	
05SEP17	B 2 05DEC17 TTR EL	3166.50		10.00DR	
05SEP17	B 1 05DEC17 TTR EL	3151.00		5.00DR	
05SEP17	S 1 05DEC17 TTR EL		3145.00	5.00DR	
05SEP17	S 1 05DEC17 TTR EL		3142.00	5.00DR	
05SEP17	S 1 05DEC17 TTR EL		3144.50	5.00DR	
05SEP17	B 1 05DEC17 TTR EL	3143.50		5.00DR	
05SEP17	B 1 05DEC17 TTR EL	3142.00		5.00DR	
05SEP17	B 2 05DEC17 TTR EL	3138.50		10.00DR	
05SEP17	B 1 05DEC17 TTR EL	3133.50		5.00DR	
05SEP17	B 1 05DEC17 TTR EL	3118.00		5.00DR	
05SEP17	B 1 05DEC17 TTR EL	3111.00		5.00DR	
05SEP17	B 1 05DEC17 TTR EL	3106.00		5.00DR	
05SEP17	S 3 05DEC17 TTR EL		3100.00	15.00DR	
05SEP17	B 1 05DEC17 DMA EL	3132.50		5.00DR	
05SEP17	B 1 05DEC17 DMA EL	3173.50		5.00DR	
	Commission				1,769.52DR
	SETTLEMENTS				
	NYM Light Sweet Crude Oil 1,000 NYM				
05SEP17	5 OCT17	47.34	47.44		500.00CR
05SEP17	1 OCT17	47.30	47.44		140.00CR
05SEP17	1 OCT17	47.30	47.32		20.00CR
05SEP17	4 OCT17	47.30	47.30		0.00
05SEP17	1 OCT17	47.28	47.30		20.00CR
05SEP17	1 OCT17	47.26	47.33		70.00CR
05SEP17	1 OCT17	47.26	47.37		110.00CR
05SEP17	1 OCT17	47.26	47.45		190.00CR
05SEP17	2 OCT17	47.26	47.35		180.00CR
05SEP17	1 OCT17	47.27	47.34		70.00CR
05SEP17	1 OCT17	47.28	47.40		120.00CR
05SEP17	1 OCT17	47.23	47.57		340.00CR
05SEP17	1 OCT17	47.20	47.57		370.00CR

TRADING ADVICE AND SETTLEMENT STATEMENT



SAPIEN CAPITAL LIMITED CLIENT ACC

SAP083XA

5th September 2017

COB GLOBAL

Sapien Capital Limited
Suite A, 105 Piccadilly
London W1J 7NJ UK
+44 (0) 20 7340 9081
backoffice@sapiencap.com

AUTHORISED AND REGULATED BY THE
FINANCIAL CONDUCT AUTHORITY

USD US DOLLARS

Date	Description	Bought Price	Sold Price	Commission and Fees	Amount Posted
05SEP17	1 OCT17	47.21	47.48		270.00CR
05SEP17	1 OCT17	47.22	47.51		290.00CR
05SEP17	1 OCT17	47.22	47.34		120.00CR
05SEP17	1 OCT17	47.33	47.55		220.00CR
05SEP17	1 OCT17	47.30	47.55		250.00CR
05SEP17	1 OCT17	47.27	47.58		310.00CR
05SEP17	1 OCT17	47.54	47.58		40.00CR
05SEP17	1 OCT17	47.46	47.58		120.00CR
05SEP17	1 OCT17	47.33	47.58		250.00CR
05SEP17	1 OCT17	47.37	47.54		170.00CR
05SEP17	1 OCT17	47.41	47.57		160.00CR
05SEP17	1 OCT17	47.46	47.76		300.00CR
05SEP17	1 OCT17	47.46	47.77		310.00CR
05SEP17	5 OCT17	47.46	47.75		1,450.00CR
05SEP17	4 OCT17	47.46	47.75		1,160.00CR
05SEP17	1 OCT17	47.46	47.83		370.00CR
05SEP17	1 OCT17	47.98	47.83		150.00DR
05SEP17	1 OCT17	47.91	47.94		30.00CR
05SEP17	1 OCT17	47.91	47.94		30.00CR
05SEP17	2 OCT17	47.91	47.89		40.00DR
05SEP17	1 OCT17	47.91	48.44		530.00CR
05SEP17	1 OCT17	47.89	48.48		590.00CR
05SEP17	2 OCT17	47.89	48.65		1,520.00CR
05SEP17	2 OCT17	47.89	48.60		1,420.00CR
05SEP17	1 OCT17	48.62	48.62		0.00
05SEP17	1 OCT17	48.77	48.64		130.00DR
05SEP17	1 OCT17	48.83	48.79		40.00DR
05SEP17	1 OCT17	48.86	48.82		40.00DR
05SEP17	1 OCT17	48.86	48.80		60.00DR
05SEP17	1 OCT17	48.86	48.94		80.00CR
05SEP17	1 OCT17	48.76	48.87		110.00CR
05SEP17	1 OCT17	48.62	48.87		250.00CR
05SEP17	1 OCT17	48.62	48.79		170.00CR
05SEP17	1 OCT17	48.70	48.79		90.00CR
05SEP17	1 OCT17	48.69	48.79		100.00CR
05SEP17	1 OCT17	48.58	48.79		210.00CR
05SEP17	1 OCT17	48.58	48.76		180.00CR
05SEP17	2 OCT17	48.58	48.60		40.00CR
05SEP17	1 OCT17	48.58	48.58		0.00
05SEP17	1 OCT17	48.60	48.58		20.00DR
05SEP17	1 OCT17	48.58	48.59		10.00CR
05SEP17	4 OCT17	48.58	47.23		5,400.00DR
05SEP17	1 OCT17	48.51	47.25		1,260.00DR
05SEP17	1 OCT17	48.52	47.25		1,270.00DR
05SEP17	1 OCT17	48.54	47.25		1,290.00DR
	INR/USD FUTURES 500 CME				
05SEP17	2 SEP17	156.1900	156.0400		150.00DR
05SEP17	3 SEP17	156.1900	155.9900		300.00DR
05SEP17	1 SEP17	156.0700	155.9900		40.00DR
05SEP17	1 SEP17	155.9300	156.0000		35.00CR
05SEP17	1 SEP17	156.3700	155.9800		195.00DR
05SEP17	1 SEP17	156.4200	155.9800		220.00DR
05SEP17	1 SEP17	156.4000	155.7400		330.00DR
	MATCH OUTS				
	LME Aluminium 25 Tonnes. This is an LME registered client contract.				
05JUN17	1 05SEP17	1925.50	1925.50		0.00
05JUN17	1 05SEP17	1925.50	1903.50		550.00DR
07JUN17	1 05SEP17	1917.00	1905.56		286.00DR
	LME Lead 25 tonnes. This is an LME registered client contract				
05JUN17	1 05SEP17	2103.00	2112.50		237.50CR
05JUN17	1 05SEP17	2106.00	2111.00		125.00CR
05JUN17	1 05SEP17	2096.50	2103.50		175.00CR

TRADING ADVICE AND SETTLEMENT STATEMENT



SAPIEN CAPITAL LIMITED CLIENT ACC

SAP083XA

5th September 2017

COB GLOBAL

Sapien Capital Limited
Suite A, 105 Piccadilly
London W1J 7NJ UK
+44 (0) 20 7340 9081
backoffice@sapiencap.com

AUTHORISED AND REGULATED BY THE
FINANCIAL CONDUCT AUTHORITY

USD US DOLLARS

Date	Description	Bought Price	Sold Price	Commission and Fees	Amount Posted
05JUN17	1 05SEP17	2105.00	2104.00		25.00DR
05JUN17	1 05SEP17	2104.00	2105.00		25.00CR
05JUN17	1 05SEP17	2104.00	2105.00		25.00CR
	LME Nickel 6 tonnes. This is an LME registered client contract				
05JUN17	1 05SEP17	8860.00	8915.00		330.00CR
05JUN17	1 05SEP17	8870.00	8935.00		390.00CR
05JUN17	1 05SEP17	8870.00	8880.00		60.00CR
05JUN17	1 05SEP17	8890.00	8860.00		180.00DR
	LME Zinc 25 tonnes. This is an LME registered client contract				
05JUN17	1 05SEP17	2531.00	2532.50		37.50CR
05JUN17	1 05SEP17	2525.50	2538.00		312.50CR
05JUN17	1 05SEP17	2533.50	2538.00		112.50CR
05JUN17	1 05SEP17	2526.00	2490.50		887.50DR
05JUN17	1 05SEP17	2526.00	2490.50		887.50DR
05JUN17	1 05SEP17	2527.00	2492.00		875.00DR
05JUN17	1 05SEP17	2522.00	2491.50		762.50DR
05JUN17	1 05SEP17	2507.00	2492.50		362.50DR
05JUN17	1 05SEP17	2495.50	2492.00		87.50DR
05JUN17	1 05SEP17	2493.00	2492.50		12.50DR
05JUN17	1 05SEP17	2482.00	2492.50		262.50CR
05JUN17	1 05SEP17	2477.00	2493.00		400.00CR
05JUN17	1 05SEP17	2481.00	2494.00		325.00CR
05JUN17	1 05SEP17	2481.50	2498.00		412.50CR
05JUN17	1 05SEP17	2481.50	2496.50		375.00CR
05JUN17	1 05SEP17	2483.00	2531.00		1,200.00CR
05JUN17	1 05SEP17	2489.00	2495.00		150.00CR
05JUN17	1 05SEP17	2487.50	2495.00		187.50CR
05JUN17	1 05SEP17	2487.50	2500.00		312.50CR
05JUN17	1 05SEP17	2484.50	2500.50		400.00CR
05JUN17	1 05SEP17	2484.50	2481.00		87.50DR
05JUN17	1 05SEP17	2485.00	2486.50		37.50CR
05JUN17	1 05SEP17	2483.00	2486.00		75.00CR
05JUN17	1 05SEP17	2492.50	2485.50		175.00DR
05JUN17	1 05SEP17	2492.00	2486.00		150.00DR
05JUN17	1 05SEP17	2513.50	2487.00		662.50DR
05JUN17	1 05SEP17	2494.00	2492.50		37.50DR
05JUN17	1 05SEP17	2490.00	2493.00		75.00CR
05JUN17	1 05SEP17	2496.00	2492.00		100.00DR
05JUN17	1 05SEP17	2491.00	2494.50		87.50CR
05JUN17	1 05SEP17	2486.00	2494.00		200.00CR
05JUN17	2 05SEP17	2486.50	2495.50		450.00CR
05JUN17	1 05SEP17	2486.50	2495.50		225.00CR
05JUN17	1 05SEP17	2483.50	2488.50		125.00CR
29AUG17	2 05SEP17	3116.20	3082.63		1,678.50DR
29AUG17	1 05SEP17	3104.96	3057.50		1,186.50DR
30AUG17	3 05SEP17	3120.45	3057.50		4,721.25DR
30AUG17	1 05SEP17	3120.45	3057.50		1,573.75DR
30AUG17	2 05SEP17	3127.50	3057.50		3,500.00DR
30AUG17	2 05SEP17	3117.81	3057.50		3,015.50DR
30AUG17	4 05SEP17	3117.81	3057.50		6,031.00DR
30AUG17	2 05SEP17	3091.25	3057.50		1,687.50DR
31AUG17	1 05SEP17	3125.20	3057.50		1,692.50DR
31AUG17	2 05SEP17	3111.65	3057.50		2,707.50DR
	INTER ACCOUNT TRANSFER				
05SEP17	SAP0083 to SAP083XA				172,641.63CR
	TOTALS				
	BROUGHT FORWARD BALANCE				274,635.89CR
	SETTLEMENTS				

TRADING ADVICE AND SETTLEMENT STATEMENT



SAPIEN CAPITAL LIMITED CLIENT ACC
.

SAP083XA
5th September 2017
COB GLOBAL

Sapien Capital Limited
Suite A, 105 Piccadilly
London W1J 7NJ UK
+44 (0) 20 7340 9081
backoffice@sapiencap.com

AUTHORISED AND REGULATED BY THE
FINANCIAL CONDUCT AUTHORITY

USD US DOLLARS

Date	Description	Bought Price	Sold Price	Commission and Fees	Amount Posted
	INR/USD FUTURES Futures				1,200.00DR
	LME Lead 25 tonnes. This is an Futures				562.50CR
	LME Zinc 25 tonnes. This is an LME Futures				27,119.00DR
	LME Nickel 6 tonnes. This is an LME Futures				600.00CR
	NYM Light Sweet Crude Oil Futures				3,580.00CR
	LME Aluminium 25 Tonnes. This is an Futures				836.00DR
	CASH PAYMENTS/RECEIPTS				172,641.63CR
	COMMISSIONS				1,769.52DR
	CARRIED FORWARD BALANCE				421,095.50CR

TRADING ADVICE AND SETTLEMENT STATEMENT



SAPIEN CAPITAL LIMITED CLIENT ACC
.

SAP083YL
5th September 2017
COB GLOBAL

Sapien Capital Limited
Suite A, 105 Piccadilly
London W1J 7NJ UK
+44 (0) 20 7340 9081
backoffice@sapiencap.com

AUTHORISED AND REGULATED BY THE
FINANCIAL CONDUCT AUTHORITY

USD US DOLLARS

Date	Description	Bought Price	Sold Price	Commission and Fees	Amount Posted
	<u>MATCH OUTS</u>				
	LME Tin 5 tonnes. This is an LME registered client contract				
05JUN17	1 05SEP17	20175.00	20150.00		125.00DR
05JUN17	1 05SEP17	20115.00	20080.00		175.00DR
05JUN17	1 05SEP17	20085.00	20075.00		50.00DR
27JUN17	1 05SEP17	19318.10	20150.00		4,159.50CR
	<u>TOTALS</u>				
	BROUGHT FORWARD BALANCE				17,733.00CR
	SETTLEMENTS				
	LME Tin 5 tonnes. This is an LME Futures				3,809.50CR
	CARRIED FORWARD BALANCE				21,542.50CR

TRADING ADVICE AND SETTLEMENT STATEMENT



SAPIEN CAPITAL LIMITED CLIENT ACC
.

SAP083YO
5th September 2017
COB GLOBAL

Sapien Capital Limited
Suite A, 105 Piccadilly
London W1J 7NJ UK
+44 (0) 20 7340 9081
backoffice@sapiencap.com

AUTHORISED AND REGULATED BY THE
FINANCIAL CONDUCT AUTHORITY

USD US DOLLARS

Date	Description	Bought Price	Sold Price	Commission and Fees	Amount Posted
	<u>BUSINESS DONE TODAY</u>				
	LME Nickel 6 tonnes. This is an LME registered client contract				
05SEP17	B 1 05DEC17 DMA EL	12040.00		5.00DR	
05SEP17	B 1 05DEC17 DMA EL	11920.00		5.00DR	
05SEP17	S 1 05DEC17 DMA EL		11975.00	5.00DR	
05SEP17	S 1 05DEC17 DMA EL		11985.00	5.00DR	
	LME Tin 5 tonnes. This is an LME registered client contract				
05SEP17	B 1 05DEC17 DMA EL	20800.00		5.00DR	
	Commission				25.00DR
	<u>MATCH OUTS</u>				
	LME Copper Grade A 25 tonnes. This is a LME registered client contract				
05JUN17	1 05SEP17	5632.00	5632.50		12.50CR
	LME Tin 5 tonnes. This is an LME registered client contract				
05JUN17	1 05SEP17	20070.00	20310.00		1,200.00CR
	<u>TOTALS</u>				
	BROUGHT FORWARD BALANCE				20,841.63CR
	SETTLEMENTS				
	LME Tin 5 tonnes. This is an LME Futures				1,200.00CR
	LME Copper Grade A 25 tonnes. This Futures				12.50CR
	COMMISSIONS				25.00DR
	CARRIED FORWARD BALANCE				22,029.13CR

TRADING ADVICE AND SETTLEMENT STATEMENT



SAPIEN CAPITAL LIMITED CLIENT ACC
.

SAP083ZC
5th September 2017
COB GLOBAL

Sapien Capital Limited
Suite A, 105 Piccadilly
London W1J 7NJ UK
+44 (0) 20 7340 9081
backoffice@sapiencap.com

AUTHORISED AND REGULATED BY THE
FINANCIAL CONDUCT AUTHORITY

USD US DOLLARS

Date	Description	Bought Price	Sold Price	Commission and Fees	Amount Posted
	<u>BUSINESS DONE TODAY</u>				
	LME Tin 5 tonnes. This is an LME registered client contract				
05SEP17	S 1 05DEC17 DMA EL		20785.00	5.00DR	
05SEP17	B 1 05DEC17 DMA EL	20760.00		5.00DR	
	Commission				10.00DR
	<u>MATCH OUTS</u>				
	LME Tin 5 tonnes. This is an LME registered client contract				
05JUN17	1 05SEP17	20055.00	20055.00		0.00
05JUN17	1 05SEP17	20035.00	20095.00		300.00CR
	<u>TOTALS</u>				
	BROUGHT FORWARD BALANCE				8,700.00CR
	SETTLEMENTS				
	LME Tin 5 tonnes. This is an LME Futures				300.00CR
	COMMISSIONS				10.00DR
	CARRIED FORWARD BALANCE				8,990.00CR

TRADING ADVICE AND SETTLEMENT STATEMENT



SAPIEN CAPITAL LIMITED CLIENT ACC
.

SAP083ZG
5th September 2017
COB GLOBAL

Sapien Capital Limited
Suite A, 105 Piccadilly
London W1J 7NJ UK
+44 (0) 20 7340 9081
backoffice@sapiencap.com

AUTHORISED AND REGULATED BY THE
FINANCIAL CONDUCT AUTHORITY

USD US DOLLARS

Date	Description	Bought Price	Sold Price	Commission and Fees	Amount Posted
	<u>BUSINESS DONE TODAY</u>				
	NYM Light Sweet Crude Oil 1,000 NYM				
05SEP17	B 1 OCT17 TTR GX	48.51		1.57DR	
05SEP17	B 1 NOV17 TTR GX	48.17		1.57DR	
05SEP17	B 1 NOV17 TTR GX	49.12		1.57DR	
05SEP17	S 1 DEC17 TTR GX		48.63	1.57DR	
05SEP17	S 1 DEC17 TTR GX		49.48	1.57DR	
05SEP17	S 1 DEC17 TTR GX		49.31	1.57DR	
	Commission				9.42DR
	<u>TOTALS</u>				
	BROUGHT FORWARD BALANCE				74,765.67CR
	COMMISSIONS				9.42DR
	CARRIED FORWARD BALANCE				74,756.25CR

TRADING ADVICE AND SETTLEMENT STATEMENT



SAPIEN CAPITAL LIMITED CLIENT ACC

SAP083ZH

5th September 2017

COB GLOBAL

Sapien Capital Limited
Suite A, 105 Piccadilly
London W1J 7NJ UK
+44 (0) 20 7340 9081
backoffice@sapiencap.com

AUTHORISED AND REGULATED BY THE
FINANCIAL CONDUCT AUTHORITY

USD US DOLLARS

Date	Description	Bought Price	Sold Price	Commission and Fees	Amount Posted
	<u>BUSINESS DONE TODAY</u>				
	LME Aluminium 25 Tonnes. This is an LME registered client contract.				
05SEP17	S 1 05DEC17 TTR EL		2118.00	5.00DR	
	LME Copper Grade A 25 tonnes. This is a LME registered client contract				
05SEP17	S 1 05DEC17 TTR EL		6944.50	5.00DR	
05SEP17	S 1 05DEC17 TTR EL		6941.00	5.00DR	
	CME Euro FX 125,000 CME				
05SEP17	S 1 SEP17 TTR GX		1.19160	1.19DR	
05SEP17	B 1 SEP17 TTR GX	1.18905		1.19DR	
	CME Japanese Yen 12,500,000 CME				
05SEP17	S 1 SEP17 TTR GX		91.555	1.19DR	
05SEP17	S 1 SEP17 TTR GX		91.500	1.19DR	
	LME Lead 25 tonnes. This is an LME registered client contract				
05SEP17	B 1 05DEC17 TTR EL	2396.00		5.00DR	
05SEP17	S 1 05DEC17 TTR EL		2401.00	5.00DR	
05SEP17	S 1 05DEC17 TTR EL		2399.50	5.00DR	
05SEP17	B 1 05DEC17 TTR EL	2386.00		5.00DR	
05SEP17	S 1 05DEC17 TTR EL		2328.00	5.00DR	
05SEP17	S 1 05DEC17 TTR EL		2327.00	5.00DR	
05SEP17	S 1 05DEC17 TTR EL		2331.00	5.00DR	
	LME Nickel 6 tonnes. This is an LME registered client contract				
05SEP17	S 2 05DEC17 TTR EL		12250.00	10.00DR	
05SEP17	B 2 05DEC17 TTR EL	11985.00		10.00DR	
	INR/USD FUTURES 500 CME				
05SEP17	B 2 SEP17 TTR GX	155.6900		2.38DR	
	LME Zinc 25 tonnes. This is an LME registered client contract				
05SEP17	S 3 05DEC17 TTR EL		3192.00	15.00DR	
05SEP17	S 1 05DEC17 TTR EL		3191.00	5.00DR	
05SEP17	B 2 05DEC17 TTR EL	3195.00		10.00DR	
05SEP17	B 1 05DEC17 TTR EL	3194.00		5.00DR	
05SEP17	B 1 05DEC17 TTR EL	3195.50		5.00DR	
05SEP17	B 1 05DEC17 TTR EL	3102.00		5.00DR	
05SEP17	B 1 05DEC17 TTR EL	3095.50		5.00DR	
05SEP17	B 1 05DEC17 TTR EL	3095.00		5.00DR	
	Commission				132.14DR
	<u>SETTLEMENTS</u>				
	CME Euro FX 125,000 CME				
05SEP17	1 SEP17	1.18905	1.19160		318.75CR
	INR/USD FUTURES 500 CME				
05SEP17	1 SEP17	155.6900	156.2700		290.00CR
05SEP17	1 SEP17	155.6900	156.2500		280.00CR
	<u>TOTALS</u>				
	BROUGHT FORWARD BALANCE				111,023.29CR
	SETTLEMENTS				
	INR/USD FUTURES Futures				570.00CR
	CME Euro FX Futures				318.75CR
	COMMISSIONS				132.14DR

TRADING ADVICE AND SETTLEMENT STATEMENT



SAPIEN CAPITAL LIMITED CLIENT ACC

SAP083ZH

5th September 2017

COB GLOBAL

Sapien Capital Limited
Suite A, 105 Piccadilly
London W1J 7NJ UK
+44 (0) 20 7340 9081
backoffice@sapiencap.com

AUTHORISED AND REGULATED BY THE
FINANCIAL CONDUCT AUTHORITY

USD US DOLLARS

Date	Description	Bought Price	Sold Price	Commission and Fees	Amount Posted
	CARRIED FORWARD BALANCE				111,779.90CR

TRADING ADVICE AND SETTLEMENT STATEMENT



SAPIEN CAPITAL LIMITED CLIENT ACC
.

SAP083ZU
5th September 2017
COB GLOBAL


Sapien Capital Limited
Suite A, 105 Piccadilly
London W1J 7NJ UK
+44 (0) 20 7340 9081
backoffice@sapiencap.com

AUTHORISED AND REGULATED BY THE
FINANCIAL CONDUCT AUTHORITY

USD US DOLLARS

Date	Description	Bought Price	Sold Price	Commission and Fees	Amount Posted
	<u>BUSINESS DONE TODAY</u>				
	LME Nickel 6 tonnes. This is an LME registered client contract				
05SEP17	S 1 05DEC17 DMA EL		12015.00	5.00DR	
05SEP17	B 2 05DEC17 DMA EL	12010.00		10.00DR	
05SEP17	S 1 05DEC17 DMA EL		11985.00	5.00DR	
	Commission				20.00DR
	<u>MATCH OUTS</u>				
	LME Tin 5 tonnes. This is an LME registered client contract				
27JUN17	1 05SEP17	19318.10	20170.00		4,259.50CR
	<u>TOTALS</u>				
	BROUGHT FORWARD BALANCE				7,719.48CR
	SETTLEMENTS				
	LME Tin 5 tonnes. This is an LME Futures				4,259.50CR
	COMMISSIONS				20.00DR
	CARRIED FORWARD BALANCE				11,958.98CR

TRADING ADVICE AND SETTLEMENT STATEMENT



SAPIEN CAPITAL LIMITED
SAP0083
SUITE A, 105 PICCADILLY
LONDON
W1J 7NJ

SAPG0083
5th Sep 2017
COB Global

MACQUARIE BANK LIMITED LONDON BRANCH
ROPEMAKER PLACE 28 ROPEMAKER STREET
LONDON EC2Y 9HD PHONE (44) 20 3037 4343
Authorised and regulated by the Australian Prudential
Regulation Authority. Authorised by the Prudential
Regulation Authority. Subject to regulation by the Financial
Conduct Authority and limited regulation by the
Prudential Regulation Authority. Details about the extent
of our regulation by the Prudential Regulation Authority are
available from us on request.

USD US DOLLARS

Date	Description	Commission and Fees	Amount Posted
	<u>TOTALS</u>		
	BROUGHT FORWARD BALANCE		567,678.77CR
	SETTLEMENTS		
	CME Euro FX Futures		318.75CR
	CMX Gold Futures		290.00DR
	CMX Silver Futures		425.00DR
	INR/USD FUTURES Futures		630.00DR
	LME Aluminium 25 Tonnes. This is an Futures		836.00DR
	LME Copper Grade A 25 tonnes. This Futures		12.50CR
	LME Lead 25 tonnes. This is an Futures		562.50CR
	LME Nickel 6 tonnes. This is an LME Futures		600.00CR
	LME Tin 5 tonnes. This is an LME Futures		9,569.00CR
	LME Zinc 25 tonnes. This is an LME Futures		27,119.00DR
	NYM Light Sweet Crude Oil Futures		3,580.00CR
	COMMISSIONS		2,149.68DR
	CARRIED FORWARD BALANCE		550,871.84CR

TRADING ADVICE AND SETTLEMENT STATEMENT



SAPIEN CAPITAL LIMITED CLIENT ACC

SAP0086C

5th September 2017

COB GLOBAL

Sapien Capital Limited
Suite A, 105 Piccadilly
London W1J 7NJ UK
+44 (0) 20 7340 9081
backoffice@sapiencap.com

AUTHORISED AND REGULATED BY THE
FINANCIAL CONDUCT AUTHORITY

USD US DOLLARS

Date	Description	Bought Price	Sold Price	Commission and Fees	Amount Posted
	<u>MATCH OUTS</u>				
	LME Aluminium 25 Tonnes. This is an LME registered client contract.				
05JUN17	1 05SEP17	1917.50	1931.50		350.00CR
05JUN17	1 05SEP17	1917.50	1925.50		200.00CR
05JUN17	1 05SEP17	1917.00	1925.50		212.50CR
05JUN17	2 05SEP17	1917.00	1925.50		425.00CR
05JUN17	1 05SEP17	1917.00	1925.50		212.50CR
05JUN17	1 05SEP17	1914.00	1925.50		287.50CR
05JUN17	1 05SEP17	1915.00	1925.50		262.50CR
05JUN17	2 05SEP17	1915.00	1925.00		500.00CR
05JUN17	1 05SEP17	1915.00	1925.50		262.50CR
05JUN17	1 05SEP17	1916.00	1925.50		237.50CR
05JUN17	2 05SEP17	1916.00	1925.50		475.00CR
05JUN17	1 05SEP17	1916.00	1932.00		400.00CR
05JUN17	1 05SEP17	1916.00	1932.50		412.50CR
05JUN17	1 05SEP17	1916.00	1916.00		0.00
14JUN17	2 05SEP17	1916.50	1881.01		1,774.50DR
14JUN17	1 05SEP17	1914.00	1881.01		824.75DR
14JUN17	1 05SEP17	1913.50	1881.01		812.25DR
14JUN17	1 05SEP17	1916.50	1881.01		887.25DR
14JUN17	2 05SEP17	1913.50	1881.01		1,624.50DR
14JUN17	1 05SEP17	1909.00	1881.01		699.75DR
14JUN17	1 05SEP17	1909.00	1881.01		699.75DR
14JUN17	6 05SEP17	1909.00	1881.01		4,198.50DR
14JUN17	3 05SEP17	1906.50	1881.01		1,911.75DR
14JUN17	1 05SEP17	1906.50	1881.01		637.25DR
14JUN17	1 05SEP17	1906.00	1881.01		624.75DR
14JUN17	2 05SEP17	1905.50	1881.01		1,224.50DR
14JUN17	3 05SEP17	1905.50	1881.01		1,836.75DR
14JUN17	2 05SEP17	1906.00	1881.01		1,249.50DR
14JUN17	1 05SEP17	1906.00	1881.01		624.75DR
	LME Copper Grade A 25 tonnes. This is a LME registered client contract				
05JUN17	1 05SEP17	5663.00	5667.00		100.00CR
05JUN17	1 05SEP17	5667.50	5661.00		162.50DR
05JUN17	1 05SEP17	5659.50	5662.00		62.50CR
05JUN17	1 05SEP17	5667.50	5667.00		12.50DR
05JUN17	1 05SEP17	5638.00	5664.00		650.00CR
05JUN17	1 05SEP17	5643.50	5664.00		512.50CR
05JUN17	1 05SEP17	5644.50	5664.00		487.50CR
05JUN17	1 05SEP17	5644.50	5661.00		412.50CR
05JUN17	1 05SEP17	5624.50	5662.00		937.50CR
05JUN17	1 05SEP17	5640.00	5664.50		612.50CR
05JUN17	1 05SEP17	5648.00	5670.50		562.50CR
05JUN17	1 05SEP17	5641.50	5663.00		537.50CR
05JUN17	1 05SEP17	5641.50	5667.00		637.50CR
05JUN17	1 05SEP17	5639.00	5665.50		662.50CR
05JUN17	1 05SEP17	5635.50	5663.00		687.50CR
05JUN17	1 05SEP17	5635.50	5667.00		787.50CR
05JUN17	1 05SEP17	5635.50	5636.50		25.00CR
05JUN17	1 05SEP17	5635.50	5642.50		175.00CR
05JUN17	1 05SEP17	5637.00	5643.50		162.50CR
14JUN17	1 05SEP17	5695.99	5626.00		1,749.75DR
14JUN17	1 05SEP17	5695.99	5640.00		1,399.75DR
	LME Nickel 6 tonnes. This is an LME registered client contract				
22AUG17	1 05SEP17	10344.05	11369.06		6,150.06CR
22AUG17	6 05SEP17	10344.05	11369.06		36,900.36CR
	LME Zinc 25 tonnes. This is an LME registered client contract				
30AUG17	9 05SEP17	3091.45	2769.61		72,414.00DR

TRADING ADVICE AND SETTLEMENT STATEMENT



SAPIEN CAPITAL LIMITED CLIENT ACC
.

SAP0086C
5th September 2017
COB GLOBAL

Sapien Capital Limited
Suite A, 105 Piccadilly
London W1J 7NJ UK
+44 (0) 20 7340 9081
backoffice@sapiencap.com

AUTHORISED AND REGULATED BY THE
FINANCIAL CONDUCT AUTHORITY

USD US DOLLARS

Date	Description	Bought Price	Sold Price	Commission and Fees	Amount Posted
	<u>TOTALS</u>				
	BROUGHT FORWARD BALANCE				975,155.53CR
	SETTLEMENTS				
	LME Copper Grade A 25 tonnes. This Futures				4,688.00CR
	LME Zinc 25 tonnes. This is an LME Futures				72,414.00DR
	LME Nickel 6 tonnes. This is an LME Futures				43,050.42CR
	LME Aluminium 25 Tonnes. This is an Futures				15,393.00DR
	CARRIED FORWARD BALANCE				935,086.95CR

TRADING ADVICE AND SETTLEMENT STATEMENT



SAPIEN CAPITAL LIMITED CLIENT ACC
.

SAP0086D
5th September 2017
COB GLOBAL

Sapien Capital Limited
Suite A, 105 Piccadilly
London W1J 7NJ UK
+44 (0) 20 7340 9081
backoffice@sapiencap.com

AUTHORISED AND REGULATED BY THE
FINANCIAL CONDUCT AUTHORITY

USD US DOLLARS

Date	Description	Bought Price	Sold Price	Commission and Fees	Amount Posted
	<u>MATCH OUTS</u>				
	LME Copper Grade A 25 tonnes. This is a LME registered client contract				
05JUN17	1 05SEP17	5640.50	5625.00		387.50DR
05JUN17	1 05SEP17	5636.50	5617.50		475.00DR
05JUN17	1 05SEP17	5618.50	5617.50		25.00DR
05JUN17	1 05SEP17	5619.50	5618.00		37.50DR
05JUN17	1 05SEP17	5611.50	5618.00		162.50CR
05JUN17	1 05SEP17	5611.00	5619.00		200.00CR
	LME Zinc 25 tonnes. This is an LME registered client contract				
05JUN17	1 05SEP17	2480.50	2487.50		175.00CR
05JUN17	1 05SEP17	2480.50	2488.00		187.50CR
05JUN17	1 05SEP17	2480.50	2489.00		212.50CR
05JUN17	1 05SEP17	2480.50	2494.00		337.50CR
	<u>TOTALS</u>				
	BROUGHT FORWARD BALANCE				4,575.20DR
	SETTLEMENTS				
	LME Copper Grade A 25 tonnes. This Futures				562.50DR
	LME Zinc 25 tonnes. This is an LME Futures				912.50CR
	CARRIED FORWARD BALANCE				4,225.20DR

TRADING ADVICE AND SETTLEMENT STATEMENT



SAPIEN CAPITAL LIMITED CLIENT ACC
.

SAP0086E

5th September 2017

COB GLOBAL

Sapien Capital Limited
Suite A, 105 Piccadilly
London W1J 7NJ UK
+44 (0) 20 7340 9081
backoffice@sapiencap.com

AUTHORISED AND REGULATED BY THE
FINANCIAL CONDUCT AUTHORITY

USD US DOLLARS

Date	Description	Bought Price	Sold Price	Commission and Fees	Amount Posted
	<u>MATCH OUTS</u>				
	LME Copper Grade A 25 tonnes. This is a LME registered client contract				
05JUN17	1 05SEP17	5642.50	5610.00		812.50DR
14JUN17	1 05SEP17	5641.00	5695.79		1,369.75CR
14JUN17	1 05SEP17	5612.00	5695.79		2,094.75CR
	LME Tin 5 tonnes. This is an LME registered client contract				
05JUN17	1 05SEP17	20070.00	20165.00		475.00CR
	LME Zinc 25 tonnes. This is an LME registered client contract				
05JUN17	1 05SEP17	2508.50	2518.00		237.50CR
05JUN17	1 05SEP17	2493.00	2494.00		25.00CR
	<u>TOTALS</u>				
	BROUGHT FORWARD BALANCE				14,046.50DR
	SETTLEMENTS				
	LME Tin 5 tonnes. This is an LME Futures				475.00CR
	LME Copper Grade A 25 tonnes. This Futures				2,652.00CR
	LME Zinc 25 tonnes. This is an LME Futures				262.50CR
	CARRIED FORWARD BALANCE				10,657.00DR

TRADING ADVICE AND SETTLEMENT STATEMENT



SAPIEN CAPITAL LIMITED CLIENT ACC
.

SAP0086F

5th September 2017

COB GLOBAL

Sapien Capital Limited
Suite A, 105 Piccadilly
London W1J 7NJ UK
+44 (0) 20 7340 9081
backoffice@sapiencap.com

AUTHORISED AND REGULATED BY THE
FINANCIAL CONDUCT AUTHORITY

USD US DOLLARS

Date	Description	Bought Price	Sold Price	Commission and Fees	Amount Posted
	<u>MATCH OUTS</u>				
	LME Copper Grade A 25 tonnes. This is a LME registered client contract				
05JUN17	1 05SEP17	5642.50	5632.00		262.50DR
05JUN17	1 05SEP17	5630.00	5628.00		50.00DR
14JUN17	1 05SEP17	5623.00	5695.79		1,819.75CR
	LME Tin 5 tonnes. This is an LME registered client contract				
05JUN17	1 05SEP17	20170.00	20175.00		25.00CR
05JUN17	1 05SEP17	20155.00	20155.00		0.00
05JUN17	1 05SEP17	20125.00	20100.00		125.00DR
05JUN17	1 05SEP17	20125.00	20160.00		175.00CR
05JUN17	1 05SEP17	20125.00	20165.00		200.00CR
05JUN17	1 05SEP17	20125.00	20165.00		200.00CR
05JUN17	1 05SEP17	20070.00	20090.00		100.00CR
05JUN17	1 05SEP17	20055.00	20095.00		200.00CR
05JUN17	1 05SEP17	20090.00	20130.00		200.00CR
05JUN17	1 05SEP17	20225.00	20260.00		175.00CR
	LME Zinc 25 tonnes. This is an LME registered client contract				
05JUN17	1 05SEP17	2488.00	2489.00		25.00CR
05JUN17	1 05SEP17	2480.50	2487.50		175.00CR
05JUN17	1 05SEP17	2480.50	2489.00		212.50CR
	<u>TOTALS</u>				
	BROUGHT FORWARD BALANCE				1,274.70CR
	SETTLEMENTS				
	LME Tin 5 tonnes. This is an LME Futures				1,150.00CR
	LME Copper Grade A 25 tonnes. This Futures				1,507.25CR
	LME Zinc 25 tonnes. This is an LME Futures				412.50CR
	CARRIED FORWARD BALANCE				4,344.45CR

TRADING ADVICE AND SETTLEMENT STATEMENT



SAPIEN CAPITAL LIMITED CLIENT ACC
.

SAP0086G
5th September 2017
COB GLOBAL

Sapien Capital Limited
Suite A, 105 Piccadilly
London W1J 7NJ UK
+44 (0) 20 7340 9081
backoffice@sapiencap.com

AUTHORISED AND REGULATED BY THE
FINANCIAL CONDUCT AUTHORITY

USD US DOLLARS

Date	Description	Bought Price	Sold Price	Commission and Fees	Amount Posted
	<u>MATCH OUTS</u>				
	LME Copper Grade A 25 tonnes. This is a LME registered client contract				
05JUN17	1 05SEP17	5640.00	5640.00		0.00
14JUN17	1 05SEP17	5641.00	5695.79		1,369.75CR
14JUN17	1 05SEP17	5641.00	5695.79		1,369.75CR
	<u>TOTALS</u>				
	BROUGHT FORWARD BALANCE				14,236.60DR
	SETTLEMENTS				
	LME Copper Grade A 25 tonnes. This Futures				2,739.50CR
	CARRIED FORWARD BALANCE				11,497.10DR

TRADING ADVICE AND SETTLEMENT STATEMENT



SAPIEN CAPITAL LIMITED CLIENT ACC
.

SAP0086H

5th September 2017

COB GLOBAL


Sapien Capital Limited
Suite A, 105 Piccadilly
London W1J 7NJ UK
+44 (0) 20 7340 9081
backoffice@sapiencap.com

AUTHORISED AND REGULATED BY THE
FINANCIAL CONDUCT AUTHORITY

USD US DOLLARS

Date	Description	Bought Price	Sold Price	Commission and Fees	Amount Posted
	<u>MATCH OUTS</u>				
	LME Copper Grade A 25 tonnes. This is a LME registered client contract				
05JUN17	1 05SEP17	5620.50	5628.00		187.50CR
14JUN17	1 05SEP17	5641.00	5695.79		1,369.75CR
	LME Tin 5 tonnes. This is an LME registered client contract				
05JUN17	1 05SEP17	20180.00	20145.00		175.00DR
05JUN17	1 05SEP17	20175.00	20140.00		175.00DR
05JUN17	1 05SEP17	20125.00	20150.00		125.00CR
05JUN17	1 05SEP17	20115.00	20150.00		175.00CR
05JUN17	1 05SEP17	20105.00	20170.00		325.00CR
05JUN17	1 05SEP17	20085.00	20160.00		375.00CR
05JUN17	1 05SEP17	20085.00	20175.00		450.00CR
05JUN17	1 05SEP17	20085.00	20100.00		75.00CR
05JUN17	1 05SEP17	20085.00	20100.00		75.00CR
05JUN17	1 05SEP17	20075.00	20120.00		225.00CR
05JUN17	1 05SEP17	20105.00	20145.00		200.00CR
	<u>TOTALS</u>				
	BROUGHT FORWARD BALANCE				19,146.30CR
	SETTLEMENTS				
	LME Tin 5 tonnes. This is an LME Futures				1,675.00CR
	LME Copper Grade A 25 tonnes. This Futures				1,557.25CR
	CARRIED FORWARD BALANCE				22,378.55CR

TRADING ADVICE AND SETTLEMENT STATEMENT



SAPIEN CAPITAL LIMITED
SAP0086
SUITE A, 105 PICCADILLY
LONDON
W1J 7NJ

SAPG0086
5th Sep 2017
COB Global

MACQUARIE BANK LIMITED LONDON BRANCH
ROPEMAKER PLACE 28 ROPEMAKER STREET
LONDON EC2Y 9HD PHONE (44) 20 3037 4343
Authorised and regulated by the Australian Prudential
Regulation Authority. Authorised by the Prudential
Regulation Authority. Subject to regulation by the Financial
Conduct Authority and limited regulation by the
Prudential Regulation Authority. Details about the extent
of our regulation by the Prudential Regulation Authority are
available from us on request.

USD US DOLLARS

Date	Description	Commission and Fees	Amount Posted
	<u>TOTALS</u>		
	BROUGHT FORWARD BALANCE		187,211.11CR
	SETTLEMENTS		
	LME Aluminium 25 Tonnes. This is an Futures		15,393.00DR
	LME Copper Grade A 25 tonnes. This Futures		12,581.50CR
	LME Nickel 6 tonnes. This is an LME Futures		43,050.42CR
	LME Tin 5 tonnes. This is an LME Futures		3,300.00CR
	LME Zinc 25 tonnes. This is an LME Futures		70,826.50DR
	CARRIED FORWARD BALANCE		159,923.53CR

TRADING ADVICE AND SETTLEMENT STATEMENT



SAPIEN CAPITAL LIMITED CLIENT ACC
.

SAP0087A
5th September 2017
COB GLOBAL


Sapien Capital Limited
Suite A, 105 Piccadilly
London W1J 7NJ UK
+44 (0) 20 7340 9081
backoffice@sapiencap.com

AUTHORISED AND REGULATED BY THE
FINANCIAL CONDUCT AUTHORITY

USD US DOLLARS

Date	Description	Bought Price	Sold Price	Commission and Fees	Amount Posted
05SEP17	<u>BUSINESS DONE TODAY</u> CMX Gold 100 CMX B 1 DEC17 Commission	GX 1338.7		2.50DR	2.50DR
<u>TOTALS</u>					
	BROUGHT FORWARD BALANCE				68,406.23CR
	COMMISSIONS				2.50DR
	CARRIED FORWARD BALANCE				68,403.73CR

TRADING ADVICE AND SETTLEMENT STATEMENT



SAPIEN CAPITAL LIMITED
SAP0087
SUITE A, 105 PICCADILLY
LONDON
W1J 7NJ

SAPG0087

5th Sep 2017

COB Global

MACQUARIE BANK LIMITED LONDON BRANCH
ROPEMAKER PLACE 28 ROPEMAKER STREET
LONDON EC2Y 9HD PHONE (44) 20 3037 4343

Authorised and regulated by the Australian Prudential Regulation Authority. Authorised by the Prudential Regulation Authority. Subject to regulation by the Financial Conduct Authority and limited regulation by the Prudential Regulation Authority. Details about the extent of our regulation by the Prudential Regulation Authority are available from us on request.

USD US DOLLARS

Date	Description	Commission and Fees	Amount Posted
	<u>TOTALS</u>		
	BROUGHT FORWARD BALANCE		68,406.23CR
	COMMISSIONS		2.50DR
	CARRIED FORWARD BALANCE		68,403.73CR

TRADING ADVICE AND SETTLEMENT STATEMENT



SAPIEN CAPITAL LIMITED CLIENT ACC
.

SAP0088
5th September 2017
COB GLOBAL

Sapien Capital Limited
Suite A, 105 Piccadilly
London W1J 7NJ UK
+44 (0) 20 7340 9081
backoffice@sapiencap.com

AUTHORISED AND REGULATED BY THE
FINANCIAL CONDUCT AUTHORITY

EUR EURO

Date	Description	Bought Price	Sold Price	Commission and Fees	Amount Posted
05SEP17	<u>INTER ACCOUNT TRANSFER</u> SAP0088 to SAP0088A				12.00DR
<u>TOTALS</u>					
BROUGHT FORWARD BALANCE					12.00CR
CASH PAYMENTS/RECEIPTS					12.00DR
CARRIED FORWARD BALANCE					0.00

USD US DOLLARS

Date	Description	Bought Price	Sold Price	Commission and Fees	Amount Posted
05SEP17	<u>INTER ACCOUNT TRANSFER</u> SAP0088 to SAP0088A				457.06DR
<u>TOTALS</u>					
BROUGHT FORWARD BALANCE					457.06CR
CASH PAYMENTS/RECEIPTS					457.06DR
CARRIED FORWARD BALANCE					0.00

TRADING ADVICE AND SETTLEMENT STATEMENT



SAPIEN CAPITAL LIMITED CLIENT ACC
.

SAP0088A

5th September 2017

COB GLOBAL

Sapien Capital Limited
Suite A, 105 Piccadilly
London W1J 7NJ UK
+44 (0) 20 7340 9081
backoffice@sapiencap.com

AUTHORISED AND REGULATED BY THE
FINANCIAL CONDUCT AUTHORITY

EUR EURO

Date	Description	Bought Price	Sold Price	Commission and Fees	Amount Posted
05SEP17	<u>INTER ACCOUNT TRANSFER</u> SAP0088 to SAP0088A				12.00CR
	<u>TOTALS</u>				
	BROUGHT FORWARD BALANCE				73,729.33CR
	CASH PAYMENTS/RECEIPTS				12.00CR
	CARRIED FORWARD BALANCE				73,741.33CR

TRADING ADVICE AND SETTLEMENT STATEMENT



SAPIEN CAPITAL LIMITED CLIENT ACC

SAP0088A

5th September 2017

COB GLOBAL

Sapien Capital Limited
Suite A, 105 Piccadilly
London W1J 7NJ UK
+44 (0) 20 7340 9081
backoffice@sapiencap.com

AUTHORISED AND REGULATED BY THE
FINANCIAL CONDUCT AUTHORITY

USD US DOLLARS

Date	Description	Bought Price	Sold Price	Commission and Fees	Amount Posted
	<u>BUSINESS DONE TODAY</u>				
	LME Copper Grade A 25 tonnes. This is a LME registered client contract				
05SEP17	B 5 05DEC17 DMA EL	6921.00		27.50DR	
05SEP17	B 5 05DEC17 DMA EL	6896.00		27.50DR	
05SEP17	B 5 05DEC17 DMA EL	6869.50		27.50DR	
05SEP17	B 5 05DEC17 DMA EL	6841.50		27.50DR	
05SEP17	S 5 05DEC17 DMA EL		6852.50	27.50DR	
	CMX Copper 25,000 CMX				
05SEP17	B 5 DEC17 GX	313.950		9.75DR	
05SEP17	B 5 DEC17 GX	314.400		9.75DR	
05SEP17	B 5 DEC17 GX	313.050		9.75DR	
	CME Euro FX 125,000 CME				
05SEP17	B 5 SEP17 GX	1.18925		9.75DR	
05SEP17	S 5 SEP17 GX		1.19375	9.75DR	
	CME Sterling 62,500 CME				
05SEP17	S 5 SEP17 GX		1.30230	9.75DR	
	CMX Gold 100 CMX				
05SEP17	B 5 OCT17 GX	1339.4		9.75DR	
05SEP17	B 5 OCT17 GX	1339.0		9.75DR	
05SEP17	B 5 OCT17 GX	1338.5		9.75DR	
05SEP17	B 5 OCT17 GX	1337.5		9.75DR	
05SEP17	B 3 OCT17 GX	1337.0		5.85DR	
05SEP17	B 5 OCT17 GX	1336.6		9.75DR	
05SEP17	B 5 OCT17 GX	1335.4		9.75DR	
05SEP17	B 5 OCT17 GX	1335.0		9.75DR	
05SEP17	B 5 OCT17 GX	1334.8		9.75DR	
05SEP17	B 5 OCT17 GX	1331.1		9.75DR	
05SEP17	S 5 OCT17 GX		1339.9	9.75DR	
05SEP17	B 5 DEC17 GX	1343.4		9.75DR	
05SEP17	B 5 DEC17 GX	1343.3		9.75DR	
05SEP17	B 10 DEC17 GX	1343.2		19.50DR	
05SEP17	B 5 DEC17 GX	1340.0		9.75DR	
	CME E-Mini S&P 500 50 CME				
05SEP17	S 5 SEP17 GX		2467.00	9.75DR	
05SEP17	B 5 SEP17 GX	2463.75		9.75DR	
05SEP17	B 5 SEP17 GX	2452.50		9.75DR	
05SEP17	B 10 SEP17 GX	2452.25		19.50DR	
05SEP17	B 5 SEP17 GX	2451.75		9.75DR	
05SEP17	B 5 SEP17 GX	2450.50		9.75DR	
05SEP17	B 10 SEP17 GX	2450.75		19.50DR	
05SEP17	B 5 SEP17 GX	2450.25		9.75DR	
05SEP17	B 10 SEP17 GX	2449.25		19.50DR	
	Commission				
	<u>SETTLEMENTS</u>				
	CMX Copper 25,000 CMX				
05SEP17	5 DEC17	313.950	311.400		3,187.50DR
	CME Euro FX 125,000 CME				
05SEP17	1 SEP17	1.18925	1.19375		562.50CR
05SEP17	3 SEP17	1.18925	1.19375		1,687.50CR
05SEP17	1 SEP17	1.18925	1.19375		562.50CR
	CMX Gold 100 CMX				
05SEP17	5 OCT17	1339.4	1339.9		250.00CR
05SEP17	5 OCT17	1339.0	1276.3		31,350.00DR
05SEP17	5 OCT17	1338.5	1279.0		29,750.00DR
05SEP17	5 OCT17	1337.5	1280.0		28,750.00DR
05SEP17	3 OCT17	1337.0	1280.0		17,100.00DR
05SEP17	5 OCT17	1336.6	1285.0		25,800.00DR
05SEP17	5 OCT17	1335.4	1290.0		22,700.00DR
05SEP17	5 DEC17	1343.4	1282.2		30,600.00DR
05SEP17	5 DEC17	1343.3	1283.0		30,150.00DR
05SEP17	5 DEC17	1343.2	1297.3		22,950.00DR

TRADING ADVICE AND SETTLEMENT STATEMENT



SAPIEN CAPITAL LIMITED CLIENT ACC
.

SAP0088A

5th September 2017

COB GLOBAL


Sapien Capital Limited
Suite A, 105 Piccadilly
London W1J 7NJ UK
+44 (0) 20 7340 9081
backoffice@sapiencap.com

AUTHORISED AND REGULATED BY THE
FINANCIAL CONDUCT AUTHORITY

USD US DOLLARS

Date	Description	Bought Price	Sold Price	Commission and Fees	Amount Posted
05SEP17	5 DEC17 CME E-Mini S&P 500 50 CME	1343.2	1312.1		15,550.00DR
05SEP17	5 SEP17	2463.75	2467.00		812.50CR
05SEP17	5 SEP17	2452.25	2451.25		250.00DR
05SEP17	5 SEP17	2452.50	2456.50		1,000.00CR
05SEP17	5 SEP17	2452.25	2461.25		2,250.00CR
05SEP17	5 SEP17	2451.75	2466.25		3,625.00CR
05SEP17	5 SEP17	2450.75	2472.00		5,312.50CR
05SEP17	5 SEP17	2450.50	2477.00		6,625.00CR
05SEP17	5 SEP17	2450.75	2465.00		3,562.50CR
05SEP17	5 SEP17	2450.25	2465.00		3,687.50CR
05SEP17	5 SEP17	2449.25	2470.00		5,187.50CR
05SEP17	5 SEP17	2449.25	2470.00		5,187.50CR
	<u>INTER ACCOUNT TRANSFER</u>				
05SEP17	SAP0088 to SAP0088A				457.06CR
	<u>TOTALS</u>				
	BROUGHT FORWARD BALANCE				913,093.20CR
	SETTLEMENTS				
	CMX Copper Futures				3,187.50DR
	CME E-Mini S&P 500 Futures				37,000.00CR
	CMX Gold Futures				254,450.00DR
	CME Euro FX Futures				2,812.50CR
	CASH PAYMENTS/RECEIPTS				457.06CR
	COMMISSIONS				465.10DR
	CARRIED FORWARD BALANCE				695,260.16CR

TRADING ADVICE AND SETTLEMENT STATEMENT



SAPIEN CAPITAL LIMITED
SAP0088
SUITE A, 105 PICCADILLY
LONDON
W1J 7NJ

SAPG0088

5th Sep 2017

COB Global

MACQUARIE BANK LIMITED LONDON BRANCH
ROPEMAKER PLACE 28 ROPEMAKER STREET
LONDON EC2Y 9HD PHONE (44) 20 3037 4343
Authorised and regulated by the Australian Prudential
Regulation Authority. Authorised by the Prudential
Regulation Authority. Subject to regulation by the Financial
Conduct Authority and limited regulation by the
Prudential Regulation Authority. Details about the extent
of our regulation by the Prudential Regulation Authority are
available from us on request.

EUR EURO

Date	Description	Commission and Fees	Amount Posted
	<u>TOTALS</u>		
	BROUGHT FORWARD BALANCE		73,741.33CR
	CARRIED FORWARD BALANCE		73,741.33CR

USD US DOLLARS

Date	Description	Commission and Fees	Amount Posted
	<u>TOTALS</u>		
	BROUGHT FORWARD BALANCE		913,550.26CR
	SETTLEMENTS		
	CME E-Mini S&P 500 Futures		37,000.00CR
	CME Euro FX Futures		2,812.50CR
	CMX Copper Futures		3,187.50DR
	CMX Gold Futures		254,450.00DR
	COMMISSIONS		465.10DR
	CARRIED FORWARD BALANCE		695,260.16CR

TRADING ADVICE AND SETTLEMENT STATEMENT



SAPIEN CAPITAL LIMITED CLIENT ACC
.

SAP0089B

5th September 2017

COB GLOBAL

Sapien Capital Limited
Suite A, 105 Piccadilly
London W1J 7NJ UK
+44 (0) 20 7340 9081
backoffice@sapiencap.com

AUTHORISED AND REGULATED BY THE
FINANCIAL CONDUCT AUTHORITY

USD US DOLLARS

Date	Description	Bought Price	Sold Price	Commission and Fees	Amount Posted
	<u>BUSINESS DONE TODAY</u>				
	LME Copper Grade A 25 tonnes. This is a LME registered client contract				
05SEP17	S 3 05DEC17 TTR EL		6937.00	16.65DR	
05SEP17	S 1 05DEC17 TTR EL		6932.00	5.55DR	
05SEP17	S 2 05DEC17 TTR EL		6935.00	11.10DR	
05SEP17	S 3 05DEC17 TTR EL		6933.00	16.65DR	
05SEP17	S 2 05DEC17 TTR EL		6940.00	11.10DR	
05SEP17	S 2 05DEC17 TTR EL		6941.50	11.10DR	
05SEP17	S 1 05DEC17 DMA EL		6932.00	5.55DR	
	Commission				77.70DR
	<u>TOTALS</u>				
	BROUGHT FORWARD BALANCE				620,725.68CR
	COMMISSIONS				77.70DR
	CARRIED FORWARD BALANCE				620,647.98CR

TRADING ADVICE AND SETTLEMENT STATEMENT



SAPIEN CAPITAL LIMITED CLIENT ACC

SAP0089R

5th September 2017

COB GLOBAL


Sapien Capital Limited
Suite A, 105 Piccadilly
London W1J 7NJ UK
+44 (0) 20 7340 9081
backoffice@sapiencap.com

AUTHORISED AND REGULATED BY THE
FINANCIAL CONDUCT AUTHORITY

USD US DOLLARS

Date	Description	Bought Price	Sold Price	Commission and Fees	Amount Posted
	<u>BUSINESS DONE TODAY</u>				
	CMX Gold 100 CMX				
05SEP17	S 4 DEC17 CQG GX		1339.3	8.80DR	
05SEP17	S 1 DEC17 CQG GX		1336.9	2.20DR	
05SEP17	S 1 DEC17 CQG GX		1336.5	2.20DR	
	CMX Silver 5,000 CMX				
05SEP17	S 2 DEC17 CQG GX		1795.5	4.40DR	
05SEP17	S 5 DEC17 CQG GX		1795.0	11.00DR	
05SEP17	S 3 DEC17 CQG GX		1794.5	6.60DR	
05SEP17	S 2 DEC17 CQG GX		1788.5	4.40DR	
05SEP17	S 2 DEC17 CQG GX		1799.5	4.40DR	
05SEP17	S 1 DEC17 CQG GX		1798.5	2.20DR	
05SEP17	B 1 DEC17 CQG GX	1793.5		2.20DR	
05SEP17	B 1 DEC17 CQG GX	1794.0		2.20DR	
05SEP17	B 2 DEC17 CQG GX	1793.0		4.40DR	
05SEP17	B 2 DEC17 CQG GX	1794.5		4.40DR	
05SEP17	B 4 DEC17 CQG GX	1791.5		8.80DR	
	Commission				68.20DR
	<u>SETTLEMENTS</u>				
	CMX Silver 5,000 CMX				
05SEP17	1 DEC17	1793.5	1795.5		100.00CR
05SEP17	1 DEC17	1794.0	1795.5		75.00CR
05SEP17	1 DEC17	1793.0	1795.0		100.00CR
05SEP17	1 DEC17	1793.0	1795.0		100.00CR
05SEP17	1 DEC17	1794.5	1794.5		0.00
05SEP17	1 DEC17	1794.5	1794.5		0.00
05SEP17	1 DEC17	1791.5	1795.0		175.00CR
05SEP17	1 DEC17	1791.5	1795.0		175.00CR
05SEP17	1 DEC17	1791.5	1795.0		175.00CR
05SEP17	1 DEC17	1791.5	1794.5		150.00CR
05SEP17	1 DEC17	1762.5	1788.5		1,300.00CR
05SEP17	1 DEC17	1766.5	1788.5		1,100.00CR
05SEP17	1 DEC17	1767.0	1799.5		1,625.00CR
05SEP17	1 DEC17	1757.5	1799.5		2,100.00CR
05SEP17	1 DEC17	1759.0	1798.5		1,975.00CR
	<u>TOTALS</u>				
	BROUGHT FORWARD BALANCE				329,910.15DR
	SETTLEMENTS				
	CMX Silver Futures				9,150.00CR
	COMMISSIONS				68.20DR
	CARRIED FORWARD BALANCE				320,828.35DR

TRADING ADVICE AND SETTLEMENT STATEMENT



SAPIEN CAPITAL LIMITED
SAP0089
SUITE A, 105 PICCADILLY
LONDON
W1J 7NJ

SAPG0089

5th Sep 2017

COB Global

MACQUARIE BANK LIMITED LONDON BRANCH
ROPEMAKER PLACE 28 ROPEMAKER STREET
LONDON EC2Y 9HD PHONE (44) 20 3037 4343
Authorised and regulated by the Australian Prudential
Regulation Authority. Authorised by the Prudential
Regulation Authority. Subject to regulation by the Financial
Conduct Authority and limited regulation by the
Prudential Regulation Authority. Details about the extent
of our regulation by the Prudential Regulation Authority are
available from us on request.

USD US DOLLARS

Date	Description	Commission and Fees	Amount Posted
	<u>TOTALS</u>		
	BROUGHT FORWARD BALANCE		290,305.53CR
	SETTLEMENTS		
	CMX Silver Futures		9,150.00CR
	COMMISSIONS		145.90DR
	CARRIED FORWARD BALANCE		299,309.63CR

TRADING ADVICE AND SETTLEMENT STATEMENT



SAPIEN CAPITAL LIMITED CLIENT ACC

SAP0094A

5th September 2017

COB GLOBAL

Sapien Capital Limited
Suite A, 105 Piccadilly
London W1J 7NJ UK
+44 (0) 20 7340 9081
backoffice@sapiencap.com

AUTHORISED AND REGULATED BY THE
FINANCIAL CONDUCT AUTHORITY

USD US DOLLARS

Date	Description	Bought Price	Sold Price	Commission and Fees	Amount Posted
	<u>BUSINESS DONE TODAY</u>				
	LME Aluminium 25 Tonnes. This is an LME registered client contract.				
05SEP17	S 4 24NOV17 IFC UD		2093.20	10.80DR	
05SEP17	S 1 30NOV17 IFC UD		2094.62	2.70DR	
05SEP17	S 2 04DEC17 IFC UD		2095.56	5.40DR	
05SEP17	B 1 05DEC17 DMA EL	2105.50		4.35DR	
05SEP17	B 2 05DEC17 DMA EL	2108.50		8.70DR	
05SEP17	B 1 05DEC17 DMA EL	2096.50		4.35DR	
	NYM Light Sweet Crude Oil 1,000 NYM				
05SEP17	S 1 OCT17 GX		47.28	1.62DR	
05SEP17	B 4 OCT17 GX	47.39		6.48DR	
05SEP17	B 1 OCT17 GX	47.46		1.62DR	
05SEP17	B 1 OCT17 GX	47.45		1.62DR	
05SEP17	B 1 OCT17 GX	47.44		1.62DR	
05SEP17	S 1 OCT17 GX		48.06	1.62DR	
05SEP17	S 3 OCT17 GX		48.08	4.86DR	
05SEP17	S 1 OCT17 GX		48.60	1.62DR	
05SEP17	S 2 OCT17 GX		48.64	3.24DR	
	CMX Copper 25,000 CMX				
05SEP17	S 1 DEC17 GX		314.600	1.73DR	
05SEP17	S 1 DEC17 GX		314.400	1.73DR	
05SEP17	S 2 DEC17 GX		314.450	3.46DR	
05SEP17	S 1 DEC17 GX		314.750	1.73DR	
05SEP17	S 2 DEC17 GX		314.650	3.46DR	
05SEP17	S 2 DEC17 GX		314.700	3.46DR	
05SEP17	S 1 DEC17 GX		315.200	1.73DR	
05SEP17	S 1 DEC17 GX		315.250	1.73DR	
05SEP17	S 2 DEC17 GX		315.100	3.46DR	
05SEP17	S 2 DEC17 GX		315.350	3.46DR	
05SEP17	S 1 DEC17 GX		315.300	1.73DR	
05SEP17	S 4 DEC17 GX		315.400	6.92DR	
05SEP17	S 2 DEC17 GX		315.450	3.46DR	
05SEP17	S 1 DEC17 GX		316.850	1.73DR	
05SEP17	S 1 DEC17 GX		317.250	1.73DR	
05SEP17	S 1 DEC17 GX		317.350	1.73DR	
05SEP17	S 2 DEC17 GX		317.300	3.46DR	
	CMX Gold 100 CMX				
05SEP17	S 4 DEC17 GX		1338.7	6.92DR	
05SEP17	B 1 DEC17 GX	1338.7		1.73DR	
05SEP17	B 1 DEC17 GX	1341.0		1.73DR	
05SEP17	S 1 DEC17 GX		1343.5	1.73DR	
05SEP17	B 1 DEC17 GX	1338.6		1.73DR	
05SEP17	S 1 DEC17 GX		1339.0	1.73DR	
05SEP17	S 1 DEC17 GX		1336.1	1.73DR	
05SEP17	S 1 DEC17 GX		1340.5	1.73DR	
05SEP17	S 1 DEC17 GX		1342.0	1.73DR	
05SEP17	S 1 DEC17 GX		1344.4	1.73DR	
05SEP17	S 1 DEC17 GX		1344.0	1.73DR	
	LME Lead 25 tonnes. This is an LME registered client contract				
05SEP17	S 2 24NOV17 IFC UD		2330.47	5.40DR	
05SEP17	B 2 05DEC17 DMA EL	2372.00		8.70DR	
05SEP17	B 1 05DEC17 DMA EL	2372.50		4.35DR	
05SEP17	B 1 05DEC17 DMA EL	2371.00		4.35DR	
05SEP17	B 3 05DEC17 DMA EL	2363.50		13.05DR	
05SEP17	B 1 05DEC17 DMA EL	2356.50		4.35DR	
05SEP17	S 1 05DEC17 DMA EL		2351.00	4.35DR	
05SEP17	B 1 05DEC17 DMA EL	2348.00		4.35DR	
05SEP17	B 1 05DEC17 DMA EL	2340.50		4.35DR	
05SEP17	B 1 05DEC17 DMA EL	2341.00		4.35DR	
	LME Nickel 6 tonnes. This is an LME registered client contract				

TRADING ADVICE AND SETTLEMENT STATEMENT



SAPIEN CAPITAL LIMITED CLIENT ACC

SAP0094A

5th September 2017

COB GLOBAL

Sapien Capital Limited
Suite A, 105 Piccadilly
London W1J 7NJ UK
+44 (0) 20 7340 9081
backoffice@sapiencap.com

AUTHORISED AND REGULATED BY THE
FINANCIAL CONDUCT AUTHORITY

USD US DOLLARS

Date	Description	Bought Price	Sold Price	Commission and Fees	Amount Posted
05SEP17	S 1 26OCT17 IFC UD		12052.85	2.70DR	
05SEP17	S 4 31OCT17 IFC UD		12056.88	10.80DR	
05SEP17	S 2 01NOV17 IFC UD		12057.69	5.40DR	
05SEP17	S 2 03NOV17 IFC UD		12059.31	5.40DR	
05SEP17	S 2 14NOV17 IFC UD		12068.19	5.40DR	
05SEP17	S 1 24NOV17 IFC UD		12072.63	2.70DR	
	CMX Silver 5,000 CMX				
05SEP17	S 1 DEC17 GX		1801.5	1.73DR	
	LME Zinc 25 tonnes. This is an LME registered client contract				
05SEP17	S 1 09NOV17 IFC UD		3138.10	2.70DR	
05SEP17	S 1 10NOV17 IFC UD		3138.19	2.70DR	
05SEP17	S 1 05DEC17 DMA EL		3204.50	4.35DR	
05SEP17	S 1 05DEC17 DMA EL		3206.00	4.35DR	
05SEP17	S 1 05DEC17 DMA EL		3206.50	4.35DR	
05SEP17	S 1 05DEC17 DMA EL		3201.00	4.35DR	
05SEP17	S 1 05DEC17 DMA EL		3200.00	4.35DR	
05SEP17	S 1 05DEC17 DMA EL		3198.00	4.35DR	
05SEP17	S 2 05DEC17 DMA EL		3197.50	8.70DR	
05SEP17	S 2 05DEC17 DMA EL		3203.00	8.70DR	
05SEP17	S 1 05DEC17 DMA EL		3192.50	4.35DR	
05SEP17	B 1 05DEC17 DMA EL	3131.50		4.35DR	
05SEP17	B 1 05DEC17 DMA EL	3142.50		4.35DR	
05SEP17	B 1 05DEC17 DMA EL	3143.50		4.35DR	
05SEP17	B 1 05DEC17 DMA EL	3140.00		4.35DR	
05SEP17	B 2 05DEC17 DMA EL	3139.00		8.70DR	
05SEP17	B 1 05DEC17 DMA EL	3133.00		4.35DR	
05SEP17	B 3 05DEC17 DMA EL	3133.50		13.05DR	
05SEP17	B 1 05DEC17 DMA EL	3112.50		4.35DR	
05SEP17	B 1 05DEC17 DMA EL	3115.50		4.35DR	
05SEP17	B 1 05DEC17 DMA EL	3105.50		4.35DR	
05SEP17	B 1 05DEC17 DMA EL	3108.50		4.35DR	
05SEP17	B 1 05DEC17 DMA EL	3095.50		4.35DR	
05SEP17	B 1 05DEC17 DMA EL	3096.50		4.35DR	
05SEP17	B 1 05DEC17 DMA EL	3101.50		4.35DR	
05SEP17	B 1 05DEC17 DMA EL	3102.00		4.35DR	
05SEP17	B 1 05DEC17 DMA EL	3103.00		4.35DR	
05SEP17	B 1 05DEC17 DMA EL	3106.00		4.35DR	
	Commission				363.51DR
	SETTLEMENTS				
	NYM Light Sweet Crude Oil 1,000 NYM				
05SEP17	1 OCT17	47.39	47.28		110.00DR
05SEP17	1 OCT17	47.39	48.08		690.00CR
05SEP17	1 OCT17	47.39	48.08		690.00CR
05SEP17	1 OCT17	47.39	48.06		670.00CR
05SEP17	1 OCT17	47.46	48.08		620.00CR
05SEP17	1 OCT17	47.45	48.60		1,150.00CR
05SEP17	1 OCT17	47.44	48.64		1,200.00CR
05SEP17	1 OCT17	46.77	48.64		1,870.00CR
	CMX Gold 100 CMX				
05SEP17	1 DEC17	1338.7	1338.7		0.00
05SEP17	1 DEC17	1341.0	1338.7		230.00DR
05SEP17	1 DEC17	1338.6	1338.7		10.00CR
	MATCH OUTS				
	LME Aluminium 25 Tonnes. This is an LME registered client contract.				
07JUN17	1 05SEP17	1915.50	1905.56		248.50DR
07JUN17	1 05SEP17	1914.50	1905.56		223.50DR

TRADING ADVICE AND SETTLEMENT STATEMENT



SAPIEN CAPITAL LIMITED CLIENT ACC
.

SAP0094A

5th September 2017

COB GLOBAL

Sapien Capital Limited
Suite A, 105 Piccadilly
London W1J 7NJ UK
+44 (0) 20 7340 9081
backoffice@sapiencap.com

AUTHORISED AND REGULATED BY THE
FINANCIAL CONDUCT AUTHORITY

USD US DOLLARS

Date	Description	Bought Price	Sold Price	Commission and Fees	Amount Posted
28JUL17	5 05SEP17	1894.75	1919.70		3,118.75CR
28JUL17	5 05SEP17	1894.75	1931.84		4,636.25CR
08AUG17	4 05SEP17	1906.56	2019.67		11,311.00CR
16AUG17	2 05SEP17	2079.26	2019.67		2,979.50DR
18AUG17	2 05SEP17	2045.97	2019.67		1,315.00DR
18AUG17	2 05SEP17	2045.97	2019.67		1,315.00DR
18AUG17	2 05SEP17	2045.97	2019.67		1,315.00DR
18AUG17	8 05SEP17	2045.97	2019.67		5,260.00DR
22AUG17	2 05SEP17	2056.97	2019.67		1,865.00DR
24AUG17	6 05SEP17	2087.97	2019.67		10,245.00DR
24AUG17	1 05SEP17	2087.97	2019.67		1,707.50DR
24AUG17	3 05SEP17	2087.97	2019.67		5,122.50DR
25AUG17	1 05SEP17	2053.30	2019.67		840.75DR
25AUG17	3 05SEP17	2053.30	2016.84		2,734.50DR
31AUG17	6 05SEP17	2113.45	2016.84		14,491.50DR
31AUG17	4 05SEP17	2098.75	2016.84		8,191.00DR
31AUG17	2 05SEP17	2098.75	2113.05		715.00CR
	LME Lead 25 tonnes. This is an LME registered client contract				
01AUG17	3 05SEP17	2326.46	2309.46		1,275.00DR
08AUG17	7 05SEP17	2368.68	2304.36		11,256.00DR
08AUG17	1 05SEP17	2368.68	2350.96		443.00DR
09AUG17	9 05SEP17	2334.80	2350.96		3,636.00CR
09AUG17	5 05SEP17	2334.80	2347.61		1,601.25CR
16AUG17	1 05SEP17	2309.30	2501.86		4,814.00CR
17AUG17	4 05SEP17	2394.50	2501.86		10,736.00CR
18AUG17	5 05SEP17	2340.56	2501.86		20,162.50CR
18AUG17	1 05SEP17	2340.56	2501.86		4,032.50CR
31AUG17	19 05SEP17	2340.56	2372.30		15,076.50CR
31AUG17	8 05SEP17	2325.59	2372.30		9,342.00CR
31AUG17	3 05SEP17	2334.25	2372.30		2,853.75CR
31AUG17	2 05SEP17	2334.25	2367.75		1,675.00CR
	LME Nickel 6 tonnes. This is an LME registered client contract				
31AUG17	1 05SEP17	11740.00	11616.50		741.00DR
	LME Zinc 25 tonnes. This is an LME registered client contract				
05JUN17	1 05SEP17	2514.50	2484.80		742.50DR
05JUN17	1 05SEP17	2514.50	2484.80		742.50DR
05JUN17	1 05SEP17	2513.50	2484.80		717.50DR
05JUN17	1 05SEP17	2505.00	2484.80		505.00DR
05JUN17	1 05SEP17	2503.50	2484.80		467.50DR
05JUN17	1 05SEP17	2499.00	2484.80		355.00DR
05JUN17	1 05SEP17	2479.00	2484.80		145.00CR
05JUN17	1 05SEP17	2479.50	2484.80		132.50CR
05JUN17	1 05SEP17	2481.50	2484.80		82.50CR
05JUN17	1 05SEP17	2486.00	2484.80		30.00DR
05JUN17	1 05SEP17	2486.50	2484.80		42.50DR
05JUN17	1 05SEP17	2486.00	2484.80		42.50DR
05JUN17	1 05SEP17	2486.00	2484.80		30.00DR
17AUG17	3 05SEP17	3057.50	2831.49		16,950.75DR
17AUG17	2 05SEP17	3057.50	2831.49		11,300.50DR
23AUG17	3 05SEP17	3095.00	2851.01		18,299.25DR
23AUG17	4 05SEP17	3095.00	2851.01		24,399.00DR
23AUG17	1 05SEP17	3095.00	2851.01		6,099.75DR
23AUG17	2 05SEP17	3095.00	2921.10		8,695.00DR
29AUG17	5 05SEP17	3105.00	2921.10		22,987.50DR
29AUG17	5 05SEP17	3104.96	2921.10		22,982.50DR
30AUG17	1 05SEP17	3091.25	2923.96		4,182.25DR
30AUG17	7 05SEP17	3091.25	2923.96		29,275.75DR
30AUG17	2 05SEP17	3091.25	2923.96		8,364.50DR
31AUG17	10 05SEP17	3139.45	2923.96		53,872.50DR
31AUG17	10 05SEP17	3139.45	3113.50		6,487.50DR
31AUG17	7 05SEP17	3141.50	3139.05		428.75DR

TRADING ADVICE AND SETTLEMENT STATEMENT



SAPIEN CAPITAL LIMITED CLIENT ACC
.

SAP0094A
5th September 2017
COB GLOBAL

Sapien Capital Limited
Suite A, 105 Piccadilly
London W1J 7NJ UK
+44 (0) 20 7340 9081
backoffice@sapiencap.com

AUTHORISED AND REGULATED BY THE
FINANCIAL CONDUCT AUTHORITY

USD US DOLLARS

Date	Description	Bought Price	Sold Price	Commission and Fees	Amount Posted
	<u>TOTALS</u>				
	BROUGHT FORWARD BALANCE				313,996.40CR
	SETTLEMENTS				
	LME Lead 25 tonnes. This is an Futures				60,955.50CR
	LME Zinc 25 tonnes. This is an LME Futures				237,640.50DR
	LME Nickel 6 tonnes. This is an LME Futures				741.00DR
	CMX Gold Futures				220.00DR
	NYM Light Sweet Crude Oil Futures				6,780.00CR
	LME Aluminium 25 Tonnes. This is an Futures				38,073.25DR
	COMMISSIONS				363.51DR
	CARRIED FORWARD BALANCE				104,693.64CR

TRADING ADVICE AND SETTLEMENT STATEMENT



SAPIEN CAPITAL LIMITED CLIENT ACC

SAP0094E

5th September 2017

COB GLOBAL

Sapien Capital Limited
Suite A, 105 Piccadilly
London W1J 7NJ UK
+44 (0) 20 7340 9081
backoffice@sapiencap.com

AUTHORISED AND REGULATED BY THE
FINANCIAL CONDUCT AUTHORITY

USD US DOLLARS

Date	Description	Bought Price	Sold Price	Commission and Fees	Amount Posted
	<u>BUSINESS DONE TODAY</u>				
	LME Aluminium 25 Tonnes. This is an LME registered client contract.				
05SEP17	S 2 24NOV17 IFC UD		2093.20	5.40DR	
05SEP17	B 1 05DEC17 DMA EL	2106.50		4.35DR	
05SEP17	B 1 05DEC17 DMA EL	2108.50		4.35DR	
05SEP17	B 1 05DEC17 DMA EL	2109.50		4.35DR	
05SEP17	S 1 05DEC17 DMA EL		2108.00	4.35DR	
05SEP17	B 4 05DEC17 DMA EL	2107.50		17.40DR	
05SEP17	B 2 05DEC17 DMA EL	2107.00		8.70DR	
05SEP17	B 1 05DEC17 DMA EL	2104.50		4.35DR	
	NYM Light Sweet Crude Oil 1,000 NYM				
05SEP17	S 1 OCT17 GX		47.34	2.30DR	
05SEP17	S 3 OCT17 GX		47.33	6.90DR	
05SEP17	S 1 OCT17 GX		47.37	2.30DR	
05SEP17	S 4 OCT17 GX		47.38	9.20DR	
05SEP17	S 1 OCT17 GX		47.44	2.30DR	
05SEP17	S 3 OCT17 GX		47.43	6.90DR	
05SEP17	S 2 OCT17 GX		47.40	4.60DR	
05SEP17	S 2 OCT17 GX		48.58	4.60DR	
05SEP17	S 1 OCT17 GX		48.60	2.30DR	
05SEP17	S 1 OCT17 GX		48.62	2.30DR	
05SEP17	S 1 OCT17 GX		48.65	2.30DR	
05SEP17	S 1 OCT17 GX		48.64	2.30DR	
	CMX Copper 25,000 CMX				
05SEP17	S 1 DEC17 GX		316.950	1.73DR	
05SEP17	S 1 DEC17 GX		317.200	1.73DR	
05SEP17	S 1 DEC17 GX		317.350	1.73DR	
	LME Lead 25 tonnes. This is an LME registered client contract				
05SEP17	B 16 03OCT17 IFC UD	2312.69		43.20DR	
05SEP17	S 16 04DEC17 IFC UD		2333.50	43.20DR	
05SEP17	B 1 05DEC17 DMA EL	2369.00		4.35DR	
05SEP17	B 2 05DEC17 DMA EL	2370.00		8.70DR	
05SEP17	B 1 05DEC17 DMA EL	2371.50		4.35DR	
	LME Nickel 6 tonnes. This is an LME registered client contract				
05SEP17	S 2 18OCT17 IFC UD		12047.00	5.40DR	
05SEP17	S 4 20OCT17 IFC UD		12048.00	10.80DR	
05SEP17	S 3 24OCT17 IFC UD		12051.23	8.10DR	
05SEP17	S 4 31OCT17 IFC UD		12056.88	10.80DR	
05SEP17	S 2 01NOV17 IFC UD		12057.69	5.40DR	
05SEP17	S 3 14NOV17 IFC UD		12068.19	8.10DR	
05SEP17	S 1 24NOV17 IFC UD		12072.63	2.70DR	
	LME Zinc 25 tonnes. This is an LME registered client contract				
05SEP17	S 20 03OCT17 IFC UD		3137.00	54.00DR	
05SEP17	B 13 14NOV17 IFC UD	3138.95		35.10DR	
05SEP17	B 7 30NOV17 IFC UD	3139.63		18.90DR	
05SEP17	S 1 05DEC17 DMA EL		3204.00	4.35DR	
05SEP17	S 1 05DEC17 DMA EL		3205.50	4.35DR	
05SEP17	S 1 05DEC17 DMA EL		3206.50	4.35DR	
05SEP17	S 2 05DEC17 DMA EL		3195.00	8.70DR	
05SEP17	B 1 05DEC17 DMA EL	3195.50		4.35DR	
05SEP17	S 2 05DEC17 DMA EL		3199.00	8.70DR	
05SEP17	S 1 05DEC17 DMA EL		3200.00	4.35DR	
05SEP17	S 2 05DEC17 DMA EL		3202.00	8.70DR	
05SEP17	S 1 05DEC17 DMA EL		3202.50	4.35DR	
05SEP17	S 1 05DEC17 DMA EL		3189.50	4.35DR	
05SEP17	B 1 05DEC17 DMA EL	3132.50		4.35DR	
05SEP17	B 1 05DEC17 DMA EL	3143.00		4.35DR	
05SEP17	B 1 05DEC17 DMA EL	3145.00		4.35DR	

TRADING ADVICE AND SETTLEMENT STATEMENT



SAPIEN CAPITAL LIMITED CLIENT ACC

SAP0094E

5th September 2017

COB GLOBAL

Sapien Capital Limited
Suite A, 105 Piccadilly
London W1J 7NJ UK
+44 (0) 20 7340 9081
backoffice@sapiencap.com

AUTHORISED AND REGULATED BY THE
FINANCIAL CONDUCT AUTHORITY

USD US DOLLARS

Date	Description	Bought Price	Sold Price	Commission and Fees	Amount Posted
05SEP17	B 1 05DEC17 DMA EL	3140.00		4.35DR	
05SEP17	B 1 05DEC17 DMA EL	3138.00		4.35DR	
05SEP17	B 1 05DEC17 DMA EL	3138.50		4.35DR	
05SEP17	B 1 05DEC17 DMA EL	3133.50		4.35DR	
05SEP17	B 1 05DEC17 DMA EL	3134.00		4.35DR	
05SEP17	B 1 05DEC17 DMA EL	3110.50		4.35DR	
05SEP17	B 1 05DEC17 DMA EL	3110.00		4.35DR	
05SEP17	B 1 05DEC17 DMA EL	3106.00		4.35DR	
05SEP17	B 1 05DEC17 DMA EL	3105.00		4.35DR	
	Commission				478.59DR
	<u>SETTLEMENTS</u>				
	NYM Light Sweet Crude Oil 1,000 NYM				
05SEP17	1 OCT17	46.25	47.33		1,080.00CR
05SEP17	1 OCT17	46.24	47.33		1,090.00CR
05SEP17	1 OCT17	46.30	47.34		1,040.00CR
05SEP17	1 OCT17	46.31	47.33		1,020.00CR
05SEP17	1 OCT17	46.36	47.37		1,010.00CR
05SEP17	1 OCT17	46.33	47.38		1,050.00CR
05SEP17	1 OCT17	46.30	47.38		1,080.00CR
05SEP17	1 OCT17	46.23	47.38		1,150.00CR
05SEP17	1 OCT17	46.93	47.38		450.00CR
05SEP17	1 OCT17	46.92	47.40		480.00CR
05SEP17	1 OCT17	46.92	47.44		520.00CR
05SEP17	2 OCT17	46.92	47.43		1,020.00CR
05SEP17	1 OCT17	46.92	47.43		510.00CR
05SEP17	1 OCT17	46.92	47.40		480.00CR
05SEP17	1 OCT17	46.92	48.58		1,660.00CR
05SEP17	1 OCT17	46.93	48.58		1,650.00CR
05SEP17	1 OCT17	46.93	48.60		1,670.00CR
05SEP17	1 OCT17	46.93	48.62		1,690.00CR
05SEP17	1 OCT17	46.93	48.65		1,720.00CR
05SEP17	1 OCT17	46.94	48.64		1,700.00CR
	<u>MATCH OUTS</u>				
	LME Aluminium 25 Tonnes. This is an LME registered client contract.				
05JUN17	1 05SEP17	1916.50	1924.50		200.00CR
05JUN17	1 05SEP17	1917.00	1925.00		200.00CR
05JUN17	1 05SEP17	1916.50	1925.50		225.00CR
05JUN17	1 05SEP17	1914.50	1928.00		337.50CR
05JUN17	1 05SEP17	1914.00	1926.00		300.00CR
05JUN17	1 05SEP17	1913.50	1925.50		300.00CR
07JUN17	1 05SEP17	1912.50	1905.56		173.50DR
07JUN17	1 05SEP17	1913.00	1905.56		186.00DR
07JUN17	1 05SEP17	1912.50	1905.56		173.50DR
07JUN17	1 05SEP17	1908.50	1905.76		68.50DR
07JUN17	1 05SEP17	1909.00	1905.76		81.00DR
07JUN17	1 05SEP17	1906.00	1905.76		6.00DR
07JUN17	1 05SEP17	1902.50	1905.76		81.50CR
13JUN17	1 05SEP17	1904.00	1887.69		407.75DR
13JUN17	1 05SEP17	1904.00	1887.69		407.75DR
13JUN17	1 05SEP17	1903.50	1887.69		395.25DR
13JUN17	1 05SEP17	1903.00	1887.69		382.75DR
28JUL17	1 05SEP17	1894.75	1926.55		795.00CR
28JUL17	4 05SEP17	1894.75	1926.55		3,180.00CR
08AUG17	5 05SEP17	1906.36	2019.67		14,163.75CR
08AUG17	5 05SEP17	1904.08	2019.67		14,448.75CR
08AUG17	3 05SEP17	1904.08	2019.67		8,669.25CR
08AUG17	5 05SEP17	1898.25	2019.67		15,177.50CR
17AUG17	7 05SEP17	2060.50	2019.67		7,145.25DR
17AUG17	3 05SEP17	2060.50	2019.67		3,062.25DR

TRADING ADVICE AND SETTLEMENT STATEMENT



SAPIEN CAPITAL LIMITED CLIENT ACC
.

SAP0094E

5th September 2017

COB GLOBAL

Sapien Capital Limited
Suite A, 105 Piccadilly
London W1J 7NJ UK
+44 (0) 20 7340 9081
backoffice@sapiencap.com

AUTHORISED AND REGULATED BY THE
FINANCIAL CONDUCT AUTHORITY

USD US DOLLARS

Date	Description	Bought Price	Sold Price	Commission and Fees	Amount Posted
17AUG17	2 05SEP17	2060.50	2016.84		2,183.00DR
31AUG17	1 05SEP17	2113.45	2016.84		2,415.25DR
31AUG17	2 05SEP17	2113.45	2016.84		4,830.50DR
	LME Lead 25 tonnes. This is an LME registered client contract				
31JUL17	3 05SEP17	2321.21	2309.46		881.25DR
01AUG17	1 05SEP17	2326.46	2309.46		425.00DR
01AUG17	1 05SEP17	2326.46	2304.36		552.50DR
08AUG17	5 05SEP17	2368.68	2350.96		2,215.00DR
08AUG17	2 05SEP17	2368.68	2347.61		1,053.50DR
08AUG17	4 05SEP17	2368.68	2347.61		2,107.00DR
08AUG17	4 05SEP17	2368.68	2347.61		2,107.00DR
16AUG17	5 05SEP17	2309.30	2501.86		24,070.00CR
31AUG17	5 05SEP17	2325.59	2372.30		5,838.75CR
31AUG17	3 05SEP17	2325.59	2367.75		3,162.00CR
31AUG17	2 05SEP17	2334.25	2367.75		1,675.00CR
31AUG17	3 05SEP17	2334.25	2367.75		2,512.50CR
	LME Zinc 25 tonnes. This is an LME registered client contract				
05JUN17	1 05SEP17	2513.50	2496.50		425.00DR
05JUN17	1 05SEP17	2508.50	2495.00		337.50DR
05JUN17	1 05SEP17	2505.00	2495.50		237.50DR
05JUN17	1 05SEP17	2502.50	2496.50		150.00DR
07JUN17	1 05SEP17	2494.00	2446.47		1,188.25DR
07JUN17	1 05SEP17	2495.00	2446.47		1,213.25DR
07JUN17	1 05SEP17	2493.50	2446.47		1,175.75DR
07JUN17	1 05SEP17	2489.50	2446.47		1,075.75DR
07JUN17	1 05SEP17	2480.50	2446.47		850.75DR
07JUN17	1 05SEP17	2479.00	2446.47		813.25DR
07JUN17	1 05SEP17	2482.00	2446.47		888.25DR
07JUN17	1 05SEP17	2482.00	2446.47		888.25DR
07JUN17	1 05SEP17	2481.50	2446.47		875.75DR
07JUN17	1 05SEP17	2489.50	2446.47		1,075.75DR
07JUN17	1 05SEP17	2488.50	2446.47		1,050.75DR
09JUN17	1 05SEP17	2488.50	2532.30		1,095.00CR
09JUN17	1 05SEP17	2482.50	2532.30		1,245.00CR
14AUG17	7 05SEP17	2907.21	2783.23		21,696.50DR
14AUG17	8 05SEP17	2907.21	2831.49		15,144.00DR
14AUG17	7 05SEP17	2907.21	2795.49		19,551.00DR
14AUG17	1 05SEP17	2907.21	2795.49		2,793.00DR
30AUG17	2 05SEP17	3130.00	2795.49		16,725.50DR
30AUG17	3 05SEP17	3130.00	2787.41		25,694.25DR
30AUG17	5 05SEP17	3121.91	2787.41		41,812.50DR
30AUG17	5 05SEP17	3122.50	2787.41		41,886.25DR
30AUG17	1 05SEP17	3127.00	2787.41		8,489.75DR
30AUG17	4 05SEP17	3127.00	2787.61		33,939.00DR
30AUG17	1 05SEP17	3127.50	2787.61		8,497.25DR
30AUG17	4 05SEP17	3127.50	2804.51		32,299.00DR
30AUG17	3 05SEP17	3128.90	2804.51		24,329.25DR
30AUG17	2 05SEP17	3128.90	2851.01		13,894.50DR
30AUG17	2 05SEP17	3091.25	2851.01		12,012.00DR
30AUG17	18 05SEP17	3091.25	2851.01		108,108.00DR
31AUG17	1 05SEP17	3124.00	2851.01		6,824.75DR
31AUG17	1 05SEP17	3124.00	2921.10		5,072.50DR
31AUG17	3 05SEP17	3124.00	2923.96		15,003.00DR
31AUG17	5 05SEP17	3122.75	2923.96		24,848.75DR
31AUG17	3 05SEP17	3123.50	2923.96		14,965.50DR
31AUG17	2 05SEP17	3123.50	2923.96		9,977.00DR
31AUG17	7 05SEP17	3139.45	2923.96		37,710.75DR
31AUG17	23 05SEP17	3139.45	2923.96		123,906.75DR
31AUG17	2 05SEP17	3141.50	2923.96		10,877.00DR
31AUG17	5 05SEP17	3141.50	3013.07		16,053.75DR
31AUG17	5 05SEP17	3141.50	3012.57		16,116.25DR
31AUG17	3 05SEP17	3141.50	3139.05		183.75DR

TRADING ADVICE AND SETTLEMENT STATEMENT



SAPIEN CAPITAL LIMITED CLIENT ACC
.

SAP0094E
5th September 2017
COB GLOBAL

Sapien Capital Limited
Suite A, 105 Piccadilly
London W1J 7NJ UK
+44 (0) 20 7340 9081
backoffice@sapiencap.com

AUTHORISED AND REGULATED BY THE
FINANCIAL CONDUCT AUTHORITY

USD US DOLLARS

Date	Description	Bought Price	Sold Price	Commission and Fees	Amount Posted
	<u>TOTALS</u>				
	BROUGHT FORWARD BALANCE				328,011.77CR
	SETTLEMENTS				
	LME Lead 25 tonnes. This is an Futures				27,917.00CR
	LME Zinc 25 tonnes. This is an LME Futures				718,317.25DR
	NYM Light Sweet Crude Oil Futures				22,070.00CR
	LME Aluminium 25 Tonnes. This is an Futures				36,160.00CR
	COMMISSIONS				478.59DR
	CARRIED FORWARD BALANCE				304,637.07DR

TRADING ADVICE AND SETTLEMENT STATEMENT



SAPIEN CAPITAL LIMITED CLIENT ACC
.

SAP0094G
5th September 2017
COB GLOBAL

Sapien Capital Limited
Suite A, 105 Piccadilly
London W1J 7NJ UK
+44 (0) 20 7340 9081
backoffice@sapiencap.com

AUTHORISED AND REGULATED BY THE
FINANCIAL CONDUCT AUTHORITY

USD US DOLLARS

Date	Description	Bought Price	Sold Price	Commission and Fees	Amount Posted
	<u>MATCH OUTS</u>				
	LME Zinc 25 tonnes. This is an LME registered client contract				
09JUN17	1 05SEP17	2532.50	2493.50		975.00DR
09JUN17	1 05SEP17	2532.50	2494.50		950.00DR
09JUN17	1 05SEP17	2532.50	2494.50		950.00DR
09JUN17	1 05SEP17	2532.50	2495.00		937.50DR
09JUN17	1 05SEP17	2532.50	2495.00		937.50DR
09JUN17	1 05SEP17	2532.50	2494.00		962.50DR
31AUG17	5 05SEP17	3124.00	3113.50		1,312.50DR
31AUG17	2 05SEP17	3122.00	3113.50		425.00DR
31AUG17	1 05SEP17	3122.00	3122.71		17.75CR
31AUG17	6 05SEP17	3141.50	3139.05		367.50DR
	<u>TOTALS</u>				
	BROUGHT FORWARD BALANCE				161,207.62CR
	SETTLEMENTS				
	LME Zinc 25 tonnes. This is an LME Futures				7,799.75DR
	CARRIED FORWARD BALANCE				153,407.87CR

TRADING ADVICE AND SETTLEMENT STATEMENT



SAPIEN CAPITAL LIMITED CLIENT ACC

SAP0094H

5th September 2017

COB GLOBAL

Sapien Capital Limited
Suite A, 105 Piccadilly
London W1J 7NJ UK
+44 (0) 20 7340 9081
backoffice@sapiencap.com

AUTHORISED AND REGULATED BY THE
FINANCIAL CONDUCT AUTHORITY

USD US DOLLARS

Date	Description	Bought Price	Sold Price	Commission and Fees	Amount Posted
	<u>BUSINESS DONE TODAY</u>				
	LME Aluminium 25 Tonnes. This is an LME registered client contract.				
05SEP17	B 1 05DEC17 DMA EL	2107.00		4.35DR	
	CMX Gold 100 CMX				
05SEP17	S 1 DEC17 GX		1343.3	2.30DR	
05SEP17	B 1 DEC17 GX	1336.7		2.30DR	
	LME Zinc 25 tonnes. This is an LME registered client contract				
05SEP17	S 1 05DEC17 DMA EL		3195.00	4.35DR	
	Commission				13.30DR
	<u>SETTLEMENTS</u>				
	CMX Gold 100 CMX				
05SEP17	1 DEC17	1336.7	1343.3		660.00CR
	<u>MATCH OUTS</u>				
	LME Aluminium 25 Tonnes. This is an LME registered client contract.				
09AUG17	1 05SEP17	1906.36	2016.84		2,762.00CR
09AUG17	5 05SEP17	1906.36	2016.84		13,810.00CR
09AUG17	2 05SEP17	1904.08	2016.84		5,638.00CR
09AUG17	1 05SEP17	1904.08	2016.84		2,819.00CR
09AUG17	4 05SEP17	1904.08	2016.84		11,276.00CR
11AUG17	7 05SEP17	2028.62	2016.84		2,061.50DR
31AUG17	3 05SEP17	2028.62	2113.05		6,332.25CR
31AUG17	2 05SEP17	2098.75	2113.05		715.00CR
	LME Lead 25 tonnes. This is an LME registered client contract				
31JUL17	2 05SEP17	2321.21	2299.86		1,067.50DR
	LME Zinc 25 tonnes. This is an LME registered client contract				
05JUN17	1 05SEP17	2487.50	2493.00		137.50CR
05JUN17	1 05SEP17	2484.50	2494.50		250.00CR
08JUN17	1 05SEP17	2483.50	2466.05		436.25DR
07AUG17	5 05SEP17	2851.01	2795.49		6,940.00DR
11AUG17	2 05SEP17	2886.46	2795.49		4,548.50DR
11AUG17	1 05SEP17	2886.46	2923.96		937.50CR
14AUG17	9 05SEP17	2907.21	2923.96		3,768.75CR
29AUG17	7 05SEP17	3104.96	3121.59		2,910.25CR
29AUG17	1 05SEP17	3104.96	3095.00		249.00DR
31AUG17	5 05SEP17	3141.50	3139.05		306.25DR
31AUG17	12 05SEP17	3141.50	3139.05		735.00DR
31AUG17	4 05SEP17	3141.50	3139.05		245.00DR
	<u>TOTALS</u>				
	BROUGHT FORWARD BALANCE				18,146.58DR
	SETTLEMENTS				
	LME Lead 25 tonnes. This is an Futures				1,067.50DR
	LME Zinc 25 tonnes. This is an LME Futures				5,456.00DR
	CMX Gold Futures				660.00CR
	LME Aluminium 25 Tonnes. This is an Futures				41,290.75CR
	COMMISSIONS				13.30DR

TRADING ADVICE AND SETTLEMENT STATEMENT



SAPIEN CAPITAL LIMITED CLIENT ACC

SAP0094H

5th September 2017

COB GLOBAL

Sapien Capital Limited
Suite A, 105 Piccadilly
London W1J 7NJ UK
+44 (0) 20 7340 9081
backoffice@sapiencap.com

AUTHORISED AND REGULATED BY THE
FINANCIAL CONDUCT AUTHORITY

USD US DOLLARS

Date	Description	Bought Price	Sold Price	Commission and Fees	Amount Posted
	CARRIED FORWARD BALANCE				17,267.37CR

TRADING ADVICE AND SETTLEMENT STATEMENT



SAPIEN CAPITAL LIMITED CLIENT ACC

SAP0094J

5th September 2017

COB GLOBAL

Sapien Capital Limited
Suite A, 105 Piccadilly
London W1J 7NJ UK
+44 (0) 20 7340 9081
backoffice@sapiencap.com

AUTHORISED AND REGULATED BY THE
FINANCIAL CONDUCT AUTHORITY

USD US DOLLARS

Date	Description	Bought Price	Sold Price	Commission and Fees	Amount Posted
	<u>BUSINESS DONE TODAY</u>				
05SEP17	CMX Gold 100 CMX S 1 DEC17 Commission		1339.2	1.73DR	1.73DR
	<u>SETTLEMENTS</u>				
05SEP17	CMX Gold 100 CMX 1 DEC17	1270.4	1339.2		6,880.00CR
	<u>MATCH OUTS</u>				
	LME Aluminium 25 Tonnes. This is an LME registered client contract.				
21JUL17	1 05SEP17	1904.84	1922.00		429.00CR
21JUL17	4 05SEP17	1904.84	1922.00		1,716.00CR
21JUL17	1 05SEP17	1904.84	1923.50		466.50CR
21JUL17	2 05SEP17	1904.84	1920.50		783.00CR
21JUL17	3 05SEP17	1904.84	1924.00		1,437.00CR
21JUL17	2 05SEP17	1904.84	1924.00		958.00CR
21JUL17	1 05SEP17	1904.84	1923.50		466.50CR
21JUL17	1 05SEP17	1904.84	1923.50		466.50CR
21JUL17	1 05SEP17	1904.84	1923.50		466.50CR
21JUL17	1 05SEP17	1904.84	1923.50		466.50CR
21JUL17	2 05SEP17	1904.84	1923.00		908.00CR
21JUL17	3 05SEP17	1904.84	1923.00		1,362.00CR
21JUL17	5 05SEP17	1904.84	1923.00		2,270.00CR
21JUL17	1 05SEP17	1904.84	1922.00		429.00CR
21JUL17	3 05SEP17	1904.84	1922.00		1,287.00CR
21JUL17	1 05SEP17	1904.84	1922.00		429.00CR
21JUL17	5 05SEP17	1904.84	1922.00		2,145.00CR
21JUL17	5 05SEP17	1904.84	1922.00		2,145.00CR
21JUL17	3 05SEP17	1904.84	1922.00		1,287.00CR
21JUL17	2 05SEP17	1904.84	1922.00		858.00CR
21JUL17	1 05SEP17	1904.84	1920.50		391.50CR
21JUL17	1 05SEP17	1904.84	1920.50		391.50CR
21JUL17	1 05SEP17	1904.84	1920.50		391.50CR
	LME Zinc 25 tonnes. This is an LME registered client contract				
27JUN17	1 05SEP17	2540.50	2751.29		5,269.75CR
27JUN17	1 05SEP17	2540.50	2751.29		5,269.75CR
27JUN17	2 05SEP17	2540.50	2751.29		10,539.50CR
27JUN17	1 05SEP17	2540.50	2751.29		5,269.75CR
27JUN17	1 05SEP17	2541.50	2751.29		5,244.75CR
27JUN17	2 05SEP17	2541.50	2751.29		10,489.50CR
27JUN17	2 05SEP17	2541.50	2751.29		10,489.50CR
27JUN17	4 05SEP17	2541.50	2751.29		20,979.00CR
27JUN17	1 05SEP17	2541.50	2751.29		5,244.75CR
27JUN17	1 05SEP17	2543.50	2751.29		5,194.75CR
27JUN17	1 05SEP17	2543.50	2751.29		5,194.75CR
27JUN17	3 05SEP17	2543.50	2751.29		15,584.25CR
27JUN17	5 05SEP17	2540.50	2751.29		26,348.75CR
27JUN17	5 05SEP17	2537.50	2751.29		26,723.75CR
27JUN17	5 05SEP17	2538.00	2751.29		26,661.25CR
27JUN17	5 05SEP17	2538.00	2751.29		26,661.25CR
27JUN17	10 05SEP17	2537.00	2751.29		53,572.50CR
	<u>TOTALS</u>				
	BROUGHT FORWARD BALANCE				1,194,919.95CR
	SETTLEMENTS				

TRADING ADVICE AND SETTLEMENT STATEMENT



SAPIEN CAPITAL LIMITED CLIENT ACC
.

SAP0094J
5th September 2017
COB GLOBAL

Sapien Capital Limited
Suite A, 105 Piccadilly
London W1J 7NJ UK
+44 (0) 20 7340 9081
backoffice@sapiencap.com

AUTHORISED AND REGULATED BY THE
FINANCIAL CONDUCT AUTHORITY

USD US DOLLARS

Date	Description	Bought Price	Sold Price	Commission and Fees	Amount Posted
	LME Zinc 25 tonnes. This is an LME Futures				264,737.50CR
	CMX Gold Futures				6,880.00CR
	LME Aluminium 25 Tonnes. This is an Futures				21,950.00CR
	COMMISSIONS				1.73DR
	CARRIED FORWARD BALANCE				1,488,485.72CR

TRADING ADVICE AND SETTLEMENT STATEMENT



SAPIEN CAPITAL LIMITED CLIENT ACC
.

SAP0094L

5th September 2017

COB GLOBAL

Sapien Capital Limited
Suite A, 105 Piccadilly
London W1J 7NJ UK
+44 (0) 20 7340 9081
backoffice@sapiencap.com

AUTHORISED AND REGULATED BY THE
FINANCIAL CONDUCT AUTHORITY

USD US DOLLARS

Date	Description	Bought Price	Sold Price	Commission and Fees	Amount Posted
	<u>BUSINESS DONE TODAY</u>				
	LME Aluminium 25 Tonnes. This is an LME registered client contract.				
05SEP17	S 1 05DEC17 TTR EL		2117.00	4.35DR	
05SEP17	S 1 05DEC17 TTR EL		2098.00	4.35DR	
	LME Copper Grade A 25 tonnes. This is a LME registered client contract				
05SEP17	S 1 05DEC17 TTR EL		6932.00	4.35DR	
05SEP17	S 1 05DEC17 TTR EL		6930.50	4.35DR	
05SEP17	S 1 05DEC17 TTR EL		6923.00	4.35DR	
05SEP17	B 1 05DEC17 TTR EL	6941.50		4.35DR	
05SEP17	S 1 05DEC17 TTR EL		6933.50	4.35DR	
05SEP17	S 1 05DEC17 TTR EL		6932.50	4.35DR	
05SEP17	B 1 05DEC17 TTR EL	6964.50		4.35DR	
05SEP17	B 1 05DEC17 TTR EL	6962.00		4.35DR	
05SEP17	S 1 05DEC17 TTR EL		6961.50	4.35DR	
05SEP17	B 2 05DEC17 TTR EL	6963.50		8.70DR	
05SEP17	S 1 05DEC17 DMA EL		6930.50	4.35DR	
05SEP17	B 1 05DEC17 TTR EL	6917.00		4.35DR	
05SEP17	B 1 05DEC17 TTR EL	6892.50		4.35DR	
05SEP17	B 1 05DEC17 TTR EL	6886.50		4.35DR	
05SEP17	B 1 05DEC17 TTR EL	6885.50		4.35DR	
05SEP17	B 1 05DEC17 TTR EL	6885.00		4.35DR	
05SEP17	B 1 05DEC17 TTR EL	6886.00		4.35DR	
05SEP17	B 2 05DEC17 TTR EL	6888.50		8.70DR	
05SEP17	B 1 05DEC17 TTR EL	6874.00		4.35DR	
	CMX Gold 100 CMX				
05SEP17	S 1 DEC17 TTR GX		1342.2	2.30DR	
	LME Lead 25 tonnes. This is an LME registered client contract				
05SEP17	S 1 05DEC17 TTR EL		2334.00	4.35DR	
05SEP17	S 1 05DEC17 TTR EL		2332.00	4.35DR	
05SEP17	S 1 05DEC17 TTR EL		2324.50	4.35DR	
	LME Nickel 6 tonnes. This is an LME registered client contract				
05SEP17	S 1 05DEC17 TTR EL		12265.00	4.35DR	
05SEP17	S 1 05DEC17 TTR EL		12320.00	4.35DR	
05SEP17	S 1 05DEC17 TTR EL		12250.00	4.35DR	
05SEP17	B 1 05DEC17 TTR EL	12230.00		4.35DR	
05SEP17	B 2 05DEC17 TTR EL	12210.00		8.70DR	
05SEP17	B 1 05DEC17 TTR EL	12165.00		4.35DR	
05SEP17	S 1 05DEC17 TTR EL		12235.00	4.35DR	
05SEP17	S 1 05DEC17 TTR EL		12255.00	4.35DR	
05SEP17	S 1 05DEC17 TTR EL		12175.00	4.35DR	
05SEP17	S 1 05DEC17 TTR EL		12080.00	4.35DR	
05SEP17	B 1 05DEC17 TTR EL	12040.00		4.35DR	
05SEP17	B 1 05DEC17 TTR EL	11955.00		4.35DR	
	CMX Silver 5,000 CMX				
05SEP17	S 3 DEC17 TTR GX		1790.0	6.90DR	
05SEP17	S 1 DEC17 TTR GX		1798.5	2.30DR	
05SEP17	B 3 DEC17 TTR GX	1796.0		6.90DR	
05SEP17	S 1 DEC17 TTR GX		1801.0	2.30DR	
	LME Tin 5 tonnes. This is an LME registered client contract				
05SEP17	S 1 05DEC17 DMA EL		20740.00	4.35DR	
	LME Zinc 25 tonnes. This is an LME registered client contract				
05SEP17	S 1 05DEC17 TTR EL		3202.50	4.35DR	
05SEP17	S 1 05DEC17 TTR EL		3155.00	4.35DR	
05SEP17	S 1 05DEC17 TTR EL		3154.50	4.35DR	
05SEP17	S 1 05DEC17 TTR EL		3144.50	4.35DR	

TRADING ADVICE AND SETTLEMENT STATEMENT



SAPIEN CAPITAL LIMITED CLIENT ACC
.

SAP0094L
5th September 2017
COB GLOBAL

Sapien Capital Limited
Suite A, 105 Piccadilly
London W1J 7NJ UK
+44 (0) 20 7340 9081
backoffice@sapiencap.com

AUTHORISED AND REGULATED BY THE
FINANCIAL CONDUCT AUTHORITY

USD US DOLLARS

Date	Description	Bought Price	Sold Price	Commission and Fees	Amount Posted
	Commission				212.10DR
	<u>SETTLEMENTS</u>				
	CMX Silver 5,000 CMX				
05SEP17	3 DEC17	1796.0	1790.0		900.00DR
05SEP17	1 DEC17	1779.5	1798.5		950.00CR
05SEP17	1 DEC17	1779.5	1801.0		1,075.00CR
	<u>TOTALS</u>				
	BROUGHT FORWARD BALANCE				197,745.60DR
	SETTLEMENTS				
	CMX Silver Futures				1,125.00CR
	COMMISSIONS				212.10DR
	CARRIED FORWARD BALANCE				196,832.70DR

TRADING ADVICE AND SETTLEMENT STATEMENT



SAPIEN CAPITAL LIMITED CLIENT ACC

SAP00940

5th September 2017

COB GLOBAL

Sapien Capital Limited
Suite A, 105 Piccadilly
London W1J 7NJ UK
+44 (0) 20 7340 9081
backoffice@sapiencap.com

AUTHORISED AND REGULATED BY THE
FINANCIAL CONDUCT AUTHORITY

USD US DOLLARS

Date	Description	Bought Price	Sold Price	Commission and Fees	Amount Posted
	<u>BUSINESS DONE TODAY</u>				
	LME Aluminium 25 Tonnes. This is an LME registered client contract.				
05SEP17	S 2 05DEC17 TTR EL		2106.00	8.70DR	
	LME Copper Grade A 25 tonnes. This is a LME registered client contract				
05SEP17	S 2 05DEC17 TTR EL		6930.50	8.70DR	
05SEP17	S 2 05DEC17 TTR EL		6925.00	8.70DR	
05SEP17	B 2 05DEC17 TTR EL	6937.00		8.70DR	
05SEP17	B 2 05DEC17 TTR EL	6940.00		8.70DR	
05SEP17	S 2 05DEC17 TTR EL		6941.50	8.70DR	
05SEP17	S 2 05DEC17 TTR EL		6932.50	8.70DR	
05SEP17	B 2 05DEC17 TTR EL	6964.00		8.70DR	
05SEP17	B 1 05DEC17 TTR EL	6964.50		4.35DR	
05SEP17	B 1 05DEC17 TTR EL	6965.00		4.35DR	
05SEP17	B 2 05DEC17 TTR EL	6958.00		8.70DR	
05SEP17	B 2 05DEC17 TTR EL	6917.00		8.70DR	
05SEP17	B 2 05DEC17 TTR EL	6905.50		8.70DR	
05SEP17	B 2 05DEC17 TTR EL	6903.50		8.70DR	
05SEP17	B 2 05DEC17 TTR EL	6902.50		8.70DR	
	CMX Gold 100 CMX				
05SEP17	S 2 DEC17 TTR GX		1339.6	4.60DR	
05SEP17	B 2 DEC17 TTR GX	1339.4		4.60DR	
05SEP17	B 2 DEC17 TTR GX	1339.6		4.60DR	
05SEP17	S 2 DEC17 TTR GX		1339.5	4.60DR	
05SEP17	S 2 DEC17 TTR GX		1342.6	4.60DR	
	LME Lead 25 tonnes. This is an LME registered client contract				
05SEP17	S 2 05DEC17 TTR EL		2327.50	8.70DR	
	LME Nickel 6 tonnes. This is an LME registered client contract				
05SEP17	S 2 05DEC17 TTR EL		12270.00	8.70DR	
05SEP17	S 2 05DEC17 TTR EL		12235.00	8.70DR	
05SEP17	S 2 05DEC17 TTR EL		12225.00	8.70DR	
05SEP17	B 2 05DEC17 TTR EL	12225.00		8.70DR	
05SEP17	S 2 05DEC17 TTR EL		12215.00	8.70DR	
05SEP17	B 4 05DEC17 TTR EL	12215.00		17.40DR	
05SEP17	B 4 05DEC17 TTR EL	12210.00		17.40DR	
05SEP17	S 2 05DEC17 TTR EL		12255.00	8.70DR	
05SEP17	S 2 05DEC17 TTR EL		12075.00	8.70DR	
05SEP17	S 2 05DEC17 TTR EL		12080.00	8.70DR	
	CMX Silver 5,000 CMX				
05SEP17	B 4 DEC17 TTR GX	1791.5		9.20DR	
05SEP17	B 3 DEC17 TTR GX	1793.5		6.90DR	
05SEP17	B 1 DEC17 TTR GX	1794.0		2.30DR	
05SEP17	S 5 DEC17 TTR GX		1790.0	11.50DR	
05SEP17	S 4 DEC17 TTR GX		1800.5	9.20DR	
05SEP17	S 4 DEC17 TTR GX		1799.5	9.20DR	
05SEP17	B 6 DEC17 TTR GX	1796.0		13.80DR	
05SEP17	B 4 DEC17 TTR GX	1792.5		9.20DR	
	LME Tin 5 tonnes. This is an LME registered client contract				
05SEP17	S 2 05DEC17 TTR EL		20740.00	8.70DR	
05SEP17	S 1 05DEC17 DMA EL		20765.00	4.35DR	
05SEP17	B 1 05DEC17 DMA EL	20740.00		4.35DR	
	LME Zinc 25 tonnes. This is an LME registered client contract				
05SEP17	S 2 05DEC17 DMA EL		3181.00	8.70DR	
05SEP17	S 2 05DEC17 TTR EL		3147.50	8.70DR	
	Commission				364.00DR

TRADING ADVICE AND SETTLEMENT STATEMENT



SAPIEN CAPITAL LIMITED CLIENT ACC
.

SAP00940
5th September 2017
COB GLOBAL

Sapien Capital Limited
Suite A, 105 Piccadilly
London W1J 7NJ UK
+44 (0) 20 7340 9081
backoffice@sapiencap.com

AUTHORISED AND REGULATED BY THE
FINANCIAL CONDUCT AUTHORITY

USD US DOLLARS

Date	Description	Bought Price	Sold Price	Commission and Fees	Amount Posted
	<u>SETTLEMENTS</u>				
	CMX Gold 100 CMX				
05SEP17	2 DEC17	1339.4	1339.6		40.00CR
05SEP17	2 DEC17	1339.6	1339.5		20.00DR
	CMX Silver 5,000 CMX				
05SEP17	4 DEC17	1791.5	1790.0		300.00DR
05SEP17	1 DEC17	1793.5	1790.0		175.00DR
05SEP17	2 DEC17	1793.5	1800.5		700.00CR
05SEP17	1 DEC17	1794.0	1800.5		325.00CR
05SEP17	1 DEC17	1796.0	1800.5		225.00CR
05SEP17	4 DEC17	1796.0	1799.5		700.00CR
05SEP17	1 DEC17	1796.0	1778.5		875.00DR
05SEP17	2 DEC17	1792.5	1778.5		1,400.00DR
	<u>TOTALS</u>				
	BROUGHT FORWARD BALANCE				322,535.95DR
	SETTLEMENTS				
	CMX Silver Futures				800.00DR
	CMX Gold Futures				20.00CR
	COMMISSIONS				364.00DR
	CARRIED FORWARD BALANCE				323,679.95DR

TRADING ADVICE AND SETTLEMENT STATEMENT



SAPIEN CAPITAL LIMITED CLIENT ACC

SAP0094Q

5th September 2017

COB GLOBAL

Sapien Capital Limited
Suite A, 105 Piccadilly
London W1J 7NJ UK
+44 (0) 20 7340 9081
backoffice@sapiencap.com

AUTHORISED AND REGULATED BY THE
FINANCIAL CONDUCT AUTHORITY

USD US DOLLARS

Date	Description	Bought Price	Sold Price	Commission and Fees	Amount Posted
	<u>BUSINESS DONE TODAY</u>				
	LME Nickel 6 tonnes. This is an LME registered client contract				
05SEP17	B 1 05DEC17 DMA EL	12030.00		4.35DR	
05SEP17	S 1 05DEC17 DMA EL		12070.00	4.35DR	
05SEP17	B 1 05DEC17 DMA EL	12010.00		4.35DR	
05SEP17	S 1 05DEC17 DMA EL		12010.00	4.35DR	
	LME Tin 5 tonnes. This is an LME registered client contract				
05SEP17	B 1 05DEC17 DMA EL	20705.00		4.35DR	
05SEP17	S 1 05DEC17 DMA EL		20710.00	4.35DR	
05SEP17	B 1 05DEC17 DMA EL	20725.00		4.35DR	
05SEP17	S 1 05DEC17 DMA EL		20735.00	4.35DR	
05SEP17	B 1 05DEC17 DMA EL	20700.00		4.35DR	
	Commission				39.15DR
	<u>MATCH OUTS</u>				
	LME Lead 25 tonnes. This is an LME registered client contract				
05JUN17	1 05SEP17	2104.00	2106.50		62.50CR
	LME Nickel 6 tonnes. This is an LME registered client contract				
05JUN17	1 05SEP17	8890.00	8910.00		120.00CR
12JUN17	1 05SEP17	8790.66	8860.00		416.04CR
	LME Tin 5 tonnes. This is an LME registered client contract				
05JUN17	1 05SEP17	20105.00	20145.00		200.00CR
05JUN17	1 05SEP17	20110.00	20100.00		50.00DR
05JUN17	1 05SEP17	20080.00	20135.00		275.00CR
12JUN17	1 05SEP17	20230.00	19050.67		5,896.65DR
	LME Zinc 25 tonnes. This is an LME registered client contract				
05JUN17	1 05SEP17	2496.50	2496.50		0.00
05JUN17	1 05SEP17	2490.00	2499.00		225.00CR
05JUN17	1 05SEP17	2486.50	2485.50		25.00DR
	<u>TOTALS</u>				
	BROUGHT FORWARD BALANCE				12,198.26DR
	SETTLEMENTS				
	LME Tin 5 tonnes. This is an LME Futures				5,471.65DR
	LME Lead 25 tonnes. This is an Futures				62.50CR
	LME Zinc 25 tonnes. This is an LME Futures				200.00CR
	LME Nickel 6 tonnes. This is an LME Futures				536.04CR
	COMMISSIONS				39.15DR
	CARRIED FORWARD BALANCE				16,910.52DR

TRADING ADVICE AND SETTLEMENT STATEMENT



SAPIEN CAPITAL LIMITED CLIENT ACC
.

SAP0094R

5th September 2017

COB GLOBAL

Sapien Capital Limited
Suite A, 105 Piccadilly
London W1J 7NJ UK
+44 (0) 20 7340 9081
backoffice@sapiencap.com

AUTHORISED AND REGULATED BY THE
FINANCIAL CONDUCT AUTHORITY

USD US DOLLARS

Date	Description	Bought Price	Sold Price	Commission and Fees	Amount Posted
	<u>BUSINESS DONE TODAY</u>				
	LME Nickel 6 tonnes. This is an LME registered client contract				
05SEP17	B 1 05DEC17 DMA EL	12035.00		4.35DR	
05SEP17	B 1 05DEC17 DMA EL	12025.00		4.35DR	
05SEP17	B 1 05DEC17 DMA EL	11985.00		4.35DR	
05SEP17	B 1 05DEC17 DMA EL	11930.00		4.35DR	
05SEP17	S 1 05DEC17 DMA EL		11980.00	4.35DR	
	LME Tin 5 tonnes. This is an LME registered client contract				
05SEP17	S 1 05DEC17 DMA EL		20740.00	4.35DR	
05SEP17	S 1 05DEC17 DMA EL		20750.00	4.35DR	
05SEP17	B 1 05DEC17 DMA EL	20700.00		4.35DR	
05SEP17	S 2 05DEC17 DMA EL		20710.00	8.70DR	
05SEP17	S 1 05DEC17 DMA EL		20720.00	4.35DR	
05SEP17	S 1 05DEC17 DMA EL		20730.00	4.35DR	
05SEP17	B 2 05DEC17 DMA EL	20705.00		8.70DR	
05SEP17	S 1 05DEC17 DMA EL		20705.00	4.35DR	
05SEP17	S 1 05DEC17 DMA EL		20735.00	4.35DR	
05SEP17	B 1 05DEC17 DMA EL	20685.00		4.35DR	
05SEP17	B 1 05DEC17 DMA EL	20690.00		4.35DR	
05SEP17	B 1 05DEC17 DMA EL	20695.00		4.35DR	
05SEP17	B 1 05DEC17 DMA EL	20710.00		4.35DR	
	Commission				87.00DR
	<u>MATCH OUTS</u>				
	LME Aluminium 25 Tonnes. This is an LME registered client contract.				
05JUN17	1 05SEP17	1917.50	1919.00		37.50CR
	LME Nickel 6 tonnes. This is an LME registered client contract				
05JUN17	1 05SEP17	8900.00	8885.00		90.00DR
05JUN17	1 05SEP17	8900.00	8905.00		30.00CR
05JUN17	1 05SEP17	8900.00	8905.00		30.00CR
12JUN17	1 05SEP17	8875.00	8789.66		512.04DR
12JUN17	1 05SEP17	8860.00	8789.66		422.04DR
	LME Tin 5 tonnes. This is an LME registered client contract				
05JUN17	1 05SEP17	20120.00	20090.00		150.00DR
05JUN17	1 05SEP17	20070.00	20185.00		575.00CR
05JUN17	1 05SEP17	20055.00	20105.00		250.00CR
20JUL17	1 05SEP17	20133.10	20160.00		134.50CR
	LME Zinc 25 tonnes. This is an LME registered client contract				
05JUN17	1 05SEP17	2494.00	2496.00		50.00CR
05JUN17	1 05SEP17	2496.00	2499.00		75.00CR
	<u>TOTALS</u>				
	BROUGHT FORWARD BALANCE				22,566.24DR
	SETTLEMENTS				
	LME Tin 5 tonnes. This is an LME Futures				809.50CR
	LME Zinc 25 tonnes. This is an LME Futures				125.00CR
	LME Nickel 6 tonnes. This is an LME Futures				964.08DR
	LME Aluminium 25 Tonnes. This is an Futures				37.50CR

TRADING ADVICE AND SETTLEMENT STATEMENT



SAPIEN CAPITAL LIMITED CLIENT ACC
.

SAP0094R
5th September 2017
COB GLOBAL

Sapien Capital Limited
Suite A, 105 Piccadilly
London W1J 7NJ UK
+44 (0) 20 7340 9081
backoffice@sapiencap.com

AUTHORISED AND REGULATED BY THE
FINANCIAL CONDUCT AUTHORITY

USD US DOLLARS

Date	Description	Bought Price	Sold Price	Commission and Fees	Amount Posted
	COMMISSIONS				87.00DR
	CARRIED FORWARD BALANCE				22,645.32DR

TRADING ADVICE AND SETTLEMENT STATEMENT



SAPIEN CAPITAL LIMITED CLIENT ACC
.

SAP0094S

5th September 2017

COB GLOBAL

Sapien Capital Limited
Suite A, 105 Piccadilly
London W1J 7NJ UK
+44 (0) 20 7340 9081
backoffice@sapiencap.com

AUTHORISED AND REGULATED BY THE
FINANCIAL CONDUCT AUTHORITY

USD US DOLLARS

Date	Description	Bought Price	Sold Price	Commission and Fees	Amount Posted
	<u>BUSINESS DONE TODAY</u>				
	LME Aluminium 25 Tonnes. This is an LME registered client contract.				
05SEP17	B 1 05DEC17 DMA EL	2109.00		4.35DR	
	CMX Copper 25,000 CMX				
05SEP17	S 2 DEC17 GX		316.300	3.46DR	
05SEP17	S 2 DEC17 GX		316.150	3.46DR	
05SEP17	B 1 DEC17 GX	315.800		1.73DR	
05SEP17	B 1 DEC17 GX	315.750		1.73DR	
05SEP17	B 1 DEC17 GX	315.550		1.73DR	
05SEP17	B 1 DEC17 GX	315.500		1.73DR	
	CMX Gold 100 CMX				
05SEP17	S 1 DEC17 GX		1339.0	1.73DR	
05SEP17	S 1 DEC17 GX		1341.9	1.73DR	
05SEP17	S 1 DEC17 GX		1342.7	1.73DR	
05SEP17	S 1 DEC17 GX		1344.7	1.73DR	
	LME Lead 25 tonnes. This is an LME registered client contract				
05SEP17	B 1 05DEC17 DMA EL	2396.50		4.35DR	
05SEP17	B 1 05DEC17 DMA EL	2399.00		4.35DR	
05SEP17	B 1 05DEC17 DMA EL	2339.00		4.35DR	
05SEP17	S 2 05DEC17 DMA EL		2328.00	8.70DR	
05SEP17	S 1 05DEC17 DMA EL		2331.50	4.35DR	
	LME Zinc 25 tonnes. This is an LME registered client contract				
05SEP17	S 3 03OCT17 IFC UD		3137.00	8.10DR	
05SEP17	B 3 30NOV17 IFC UD	3139.63		8.10DR	
05SEP17	S 1 05DEC17 DMA EL		3199.00	4.35DR	
05SEP17	S 2 05DEC17 DMA EL		3199.50	8.70DR	
05SEP17	B 1 05DEC17 DMA EL	3162.00		4.35DR	
05SEP17	B 1 05DEC17 DMA EL	3166.50		4.35DR	
05SEP17	B 1 05DEC17 DMA EL	3168.00		4.35DR	
05SEP17	B 1 05DEC17 DMA EL	3105.50		4.35DR	
05SEP17	B 1 05DEC17 DMA EL	3098.50		4.35DR	
05SEP17	B 1 05DEC17 DMA EL	3102.50		4.35DR	
	Commission				106.56DR
	<u>SETTLEMENTS</u>				
	CMX Copper 25,000 CMX				
05SEP17	1 DEC17	315.800	316.300		125.00CR
05SEP17	1 DEC17	315.750	316.300		137.50CR
05SEP17	1 DEC17	315.550	316.150		150.00CR
05SEP17	1 DEC17	315.500	316.150		162.50CR
	<u>MATCH OUTS</u>				
	LME Aluminium 25 Tonnes. This is an LME registered client contract.				
22AUG17	2 05SEP17	2054.51	2016.84		1,883.50DR
22AUG17	3 05SEP17	2054.51	2016.84		2,825.25DR
31AUG17	2 05SEP17	2109.15	2016.84		4,615.50DR
31AUG17	2 05SEP17	2117.00	2016.84		5,008.00DR
31AUG17	1 05SEP17	2098.75	2016.84		2,047.75DR
31AUG17	2 05SEP17	2098.75	2078.72		1,001.50DR
31AUG17	3 05SEP17	2098.75	2078.72		1,502.25DR
	LME Lead 25 tonnes. This is an LME registered client contract				
11AUG17	5 05SEP17	2309.30	2299.86		1,180.00DR
	LME Zinc 25 tonnes. This is an LME				

TRADING ADVICE AND SETTLEMENT STATEMENT



SAPIEN CAPITAL LIMITED CLIENT ACC
.

SAP0094S
5th September 2017
COB GLOBAL

Sapien Capital Limited
Suite A, 105 Piccadilly
London W1J 7NJ UK
+44 (0) 20 7340 9081
backoffice@sapiencap.com

AUTHORISED AND REGULATED BY THE
FINANCIAL CONDUCT AUTHORITY

USD US DOLLARS

Date	Description	Bought Price	Sold Price	Commission and Fees	Amount Posted
	LME registered client contract				
30AUG17	2 05SEP17	3091.25	2795.49		14,788.00DR
30AUG17	2 05SEP17	3091.25	2923.96		8,364.50DR
30AUG17	3 05SEP17	3091.25	2923.96		12,546.75DR
31AUG17	1 05SEP17	3141.50	3139.05		61.25DR
	<u>TOTALS</u>				
	BROUGHT FORWARD BALANCE				26,636.24CR
	SETTLEMENTS				
	LME Lead 25 tonnes. This is an Futures				1,180.00DR
	LME Zinc 25 tonnes. This is an LME Futures				35,760.50DR
	CMX Copper Futures				575.00CR
	LME Aluminium 25 Tonnes. This is an Futures				18,883.75DR
	COMMISSIONS				106.56DR
	CARRIED FORWARD BALANCE				28,719.57DR

TRADING ADVICE AND SETTLEMENT STATEMENT



SAPIEN CAPITAL LIMITED CLIENT ACC

SAP0094U

5th September 2017

COB GLOBAL

Sapien Capital Limited
Suite A, 105 Piccadilly
London W1J 7NJ UK
+44 (0) 20 7340 9081
backoffice@sapiencap.com

AUTHORISED AND REGULATED BY THE
FINANCIAL CONDUCT AUTHORITY

USD US DOLLARS

Date	Description	Bought Price	Sold Price	Commission and Fees	Amount Posted
	<u>BUSINESS DONE TODAY</u>				
	LME Aluminium 25 Tonnes. This is an LME registered client contract.				
05SEP17	B 1 05DEC17 DMA EL	2095.50		4.35DR	
05SEP17	B 2 05DEC17 DMA EL	2097.50		8.70DR	
05SEP17	B 1 05DEC17 DMA EL	2088.50		4.35DR	
05SEP17	B 1 05DEC17 DMA EL	2105.50		4.35DR	
	CMX Gold 100 CMX				
05SEP17	S 1 DEC17 GX		1339.4	1.73DR	
	LME Lead 25 tonnes. This is an LME registered client contract				
05SEP17	B 1 05DEC17 DMA EL	2388.50		4.35DR	
05SEP17	B 1 05DEC17 DMA EL	2389.00		4.35DR	
05SEP17	B 1 05DEC17 DMA EL	2390.00		4.35DR	
	LME Zinc 25 tonnes. This is an LME registered client contract				
05SEP17	S 1 05DEC17 DMA EL		3198.50	4.35DR	
05SEP17	S 1 05DEC17 DMA EL		3199.00	4.35DR	
05SEP17	B 1 05DEC17 DMA EL	3111.50		4.35DR	
05SEP17	B 1 05DEC17 DMA EL	3116.00		4.35DR	
	Commission				53.93DR
	<u>MATCH OUTS</u>				
	LME Aluminium 25 Tonnes. This is an LME registered client contract.				
17AUG17	5 05SEP17	2060.50	2016.84		5,457.50DR
18AUG17	1 05SEP17	2045.97	2016.84		728.25DR
18AUG17	2 05SEP17	2045.97	2016.84		1,456.50DR
18AUG17	2 05SEP17	2045.97	2016.84		1,456.50DR
31AUG17	1 05SEP17	2113.45	2016.84		2,415.25DR
	LME Lead 25 tonnes. This is an LME registered client contract				
31AUG17	2 05SEP17	2372.70	2367.75		247.50DR
	LME Zinc 25 tonnes. This is an LME registered client contract				
30AUG17	2 05SEP17	3091.25	2772.26		15,949.50DR
30AUG17	1 05SEP17	3091.25	2772.26		7,974.75DR
31AUG17	1 05SEP17	3141.50	2772.26		9,231.00DR
31AUG17	1 05SEP17	3141.50	2923.96		5,438.50DR
31AUG17	4 05SEP17	3141.50	2923.96		21,754.00DR
31AUG17	5 05SEP17	3141.50	3139.05		306.25DR
31AUG17	5 05SEP17	3141.50	3139.05		306.25DR
	<u>TOTALS</u>				
	BROUGHT FORWARD BALANCE				14,647.54CR
	SETTLEMENTS				
	LME Lead 25 tonnes. This is an Futures				247.50DR
	LME Zinc 25 tonnes. This is an LME Futures				60,960.25DR
	LME Aluminium 25 Tonnes. This is an Futures				11,514.00DR
	COMMISSIONS				53.93DR
	CARRIED FORWARD BALANCE				58,128.14DR

TRADING ADVICE AND SETTLEMENT STATEMENT



SAPIEN CAPITAL LIMITED CLIENT ACC

SAP0094U

5th September 2017

COB GLOBAL

Sapien Capital Limited
Suite A, 105 Piccadilly
London W1J 7NJ UK
+44 (0) 20 7340 9081
backoffice@sapiencap.com

AUTHORISED AND REGULATED BY THE
FINANCIAL CONDUCT AUTHORITY

TRADING ADVICE AND SETTLEMENT STATEMENT



SAPIEN CAPITAL LIMITED CLIENT ACC

SAP0094V

5th September 2017

COB GLOBAL

Sapien Capital Limited
Suite A, 105 Piccadilly
London W1J 7NJ UK
+44 (0) 20 7340 9081
backoffice@sapiencap.com

AUTHORISED AND REGULATED BY THE
FINANCIAL CONDUCT AUTHORITY

USD US DOLLARS

Date	Description	Bought Price	Sold Price	Commission and Fees	Amount Posted
	<u>BUSINESS DONE TODAY</u>				
	LME Aluminium 25 Tonnes. This is an LME registered client contract.				
05SEP17	B 1 05DEC17 IFC UD	2096.20		2.70DR	
	NYM Light Sweet Crude Oil 1,000 NYM				
05SEP17	B 2 OCT17 GX	47.39		4.60DR	
	LME Lead 25 tonnes. This is an LME registered client contract				
05SEP17	S 1 30NOV17 IFC UD		2332.29	2.70DR	
05SEP17	S 1 05DEC17 IFC UD		2333.80	2.70DR	
	LME Nickel 6 tonnes. This is an LME registered client contract				
05SEP17	B 1 30NOV17 IFC UD	12078.11		2.70DR	
	LME Zinc 25 tonnes. This is an LME registered client contract				
05SEP17	S 2 29NOV17 IFC UD		3139.12	5.40DR	
	Commission				20.80DR
	<u>MATCH OUTS</u>				
	LME Aluminium 25 Tonnes. This is an LME registered client contract.				
31AUG17	1 05SEP17	2113.45	2098.75		367.50DR
31AUG17	2 05SEP17	2113.45	2098.75		735.00DR
	LME Lead 25 tonnes. This is an LME registered client contract				
31AUG17	5 05SEP17	2338.44	2372.30		4,232.50CR
31AUG17	5 05SEP17	2338.44	2372.30		4,232.50CR
31AUG17	1 05SEP17	2367.75	2372.30		113.75CR
	LME Nickel 6 tonnes. This is an LME registered client contract				
31AUG17	7 05SEP17	11740.00	11616.50		5,187.00DR
	LME Zinc 25 tonnes. This is an LME registered client contract				
31AUG17	1 05SEP17	3139.45	3141.50		51.25CR
	<u>TOTALS</u>				
	BROUGHT FORWARD BALANCE				68,343.97DR
	SETTLEMENTS				
	LME Lead 25 tonnes. This is an Futures				8,578.75CR
	LME Zinc 25 tonnes. This is an LME Futures				51.25CR
	LME Nickel 6 tonnes. This is an LME Futures				5,187.00DR
	LME Aluminium 25 Tonnes. This is an Futures				1,102.50DR
	COMMISSIONS				20.80DR
	CARRIED FORWARD BALANCE				66,024.27DR

TRADING ADVICE AND SETTLEMENT STATEMENT



SAPIEN CAPITAL LIMITED CLIENT ACC

SAP0094X

5th September 2017

COB GLOBAL

Sapien Capital Limited
Suite A, 105 Piccadilly
London W1J 7NJ UK
+44 (0) 20 7340 9081
backoffice@sapiencap.com

AUTHORISED AND REGULATED BY THE
FINANCIAL CONDUCT AUTHORITY

USD US DOLLARS

Date	Description	Bought Price	Sold Price	Commission and Fees	Amount Posted
	<u>BUSINESS DONE TODAY</u>				
	LME Aluminium 25 Tonnes. This is an LME registered client contract.				
05SEP17	B 1 07NOV17 IFC UD	2090.93		2.70DR	
05SEP17	S 1 08NOV17 IFC UD		2090.99	2.70DR	
05SEP17	S 5 08NOV17 IFC UD		2091.19	13.50DR	
05SEP17	B 1 09NOV17 IFC UD	2091.64		2.70DR	
05SEP17	B 2 10NOV17 IFC UD	2091.90		5.40DR	
05SEP17	B 2 14NOV17 IFC UD	2092.74		5.40DR	
05SEP17	B 2 14NOV17 IFC UD	2092.94		5.40DR	
05SEP17	S 2 15NOV17 IFC UD		2092.80	5.40DR	
05SEP17	S 6 16NOV17 IFC UD		2092.38	16.20DR	
05SEP17	B 4 17NOV17 IFC UD	2091.95		10.80DR	
05SEP17	S 2 21NOV17 IFC UD		2092.69	5.40DR	
05SEP17	B 3 22NOV17 IFC UD	2093.13		8.10DR	
05SEP17	S 1 24NOV17 IFC UD		2093.40	2.70DR	
05SEP17	B 1 29NOV17 IFC UD	2094.78		2.70DR	
05SEP17	B 1 04DEC17 IFC UD	2095.96		2.70DR	
05SEP17	S 1 05DEC17 TTR EL		2119.00	4.35DR	
05SEP17	B 1 05DEC17 TTR EL	2108.00		4.35DR	
05SEP17	S 2 05DEC17 TTR EL		2105.00	8.70DR	
05SEP17	B 1 05DEC17 TTR EL	2111.00		4.35DR	
05SEP17	S 2 05DEC17 TTR EL		2115.00	8.70DR	
05SEP17	S 2 05DEC17 TTR EL		2106.50	8.70DR	
05SEP17	S 1 05DEC17 TTR EL		2097.50	4.35DR	
05SEP17	S 1 05DEC17 TTR EL		2103.50	4.35DR	
05SEP17	S 1 05DEC17 TTR EL		2098.50	4.35DR	
05SEP17	S 1 05DEC17 TTR EL		2098.00	4.35DR	
	LME Copper Grade A 25 tonnes. This is a LME registered client contract				
05SEP17	S 1 20SEP17 IFC UD		6873.00	2.70DR	
05SEP17	S 2 26SEP17 IFC UD		6872.85	5.40DR	
05SEP17	S 2 29SEP17 IFC UD		6874.23	5.40DR	
05SEP17	B 4 03OCT17 IFC UD	6876.28		10.80DR	
05SEP17	S 1 04OCT17 IFC UD		6876.54	2.70DR	
05SEP17	S 3 05OCT17 IFC UD		6877.00	8.10DR	
05SEP17	B 4 06OCT17 IFC UD	6877.66		10.80DR	
05SEP17	B 1 20OCT17 IFC UD	6881.70		2.70DR	
05SEP17	S 2 05DEC17 TTR EL		6930.50	8.70DR	
05SEP17	S 1 05DEC17 TTR EL		6925.00	4.35DR	
05SEP17	S 1 05DEC17 TTR EL		6924.50	4.35DR	
05SEP17	S 1 05DEC17 TTR EL		6922.00	4.35DR	
05SEP17	S 1 05DEC17 TTR EL		6924.00	4.35DR	
05SEP17	S 5 05DEC17 TTR EL		6925.50	21.75DR	
05SEP17	S 1 05DEC17 TTR EL		6927.50	4.35DR	
05SEP17	B 1 05DEC17 TTR EL	6938.00		4.35DR	
05SEP17	B 1 05DEC17 TTR EL	6943.50		4.35DR	
05SEP17	B 1 05DEC17 TTR EL	6943.00		4.35DR	
05SEP17	B 2 05DEC17 TTR EL	6942.00		8.70DR	
05SEP17	B 1 05DEC17 TTR EL	6939.00		4.35DR	
05SEP17	B 1 05DEC17 TTR EL	6938.50		4.35DR	
05SEP17	B 1 05DEC17 TTR EL	6941.50		4.35DR	
05SEP17	B 1 05DEC17 TTR EL	6941.00		4.35DR	
05SEP17	B 2 05DEC17 TTR EL	6942.50		8.70DR	
05SEP17	S 1 05DEC17 TTR EL		6942.00	4.35DR	
05SEP17	S 2 05DEC17 TTR EL		6938.50	8.70DR	
05SEP17	S 1 05DEC17 TTR EL		6939.00	4.35DR	
05SEP17	S 1 05DEC17 TTR EL		6941.50	4.35DR	
05SEP17	S 1 05DEC17 TTR EL		6940.00	4.35DR	
05SEP17	S 3 05DEC17 TTR EL		6935.50	13.05DR	
05SEP17	S 1 05DEC17 TTR EL		6933.50	4.35DR	
05SEP17	S 4 05DEC17 TTR EL		6932.50	17.40DR	
05SEP17	S 11 05DEC17 TTR EL		6932.00	47.85DR	
05SEP17	S 1 05DEC17 TTR EL		6943.50	4.35DR	

TRADING ADVICE AND SETTLEMENT STATEMENT



SAPIEN CAPITAL LIMITED CLIENT ACC

SAP0094X

5th September 2017

COB GLOBAL

Sapien Capital Limited
Suite A, 105 Piccadilly
London W1J 7NJ UK
+44 (0) 20 7340 9081
backoffice@sapiencap.com

AUTHORISED AND REGULATED BY THE
FINANCIAL CONDUCT AUTHORITY

USD US DOLLARS

Date	Description	Bought Price	Sold Price	Commission and Fees	Amount Posted
05SEP17	S 2 05DEC17 TTR EL		6940.50	8.70DR	
05SEP17	B 1 05DEC17 TTR EL	6940.00		4.35DR	
05SEP17	B 1 05DEC17 TTR EL	6951.00		4.35DR	
05SEP17	B 1 05DEC17 TTR EL	6951.50		4.35DR	
05SEP17	B 1 05DEC17 TTR EL	6955.00		4.35DR	
05SEP17	B 1 05DEC17 TTR EL	6965.50		4.35DR	
05SEP17	B 1 05DEC17 TTR EL	6966.50		4.35DR	
05SEP17	B 5 05DEC17 TTR EL	6963.50		21.75DR	
05SEP17	B 4 05DEC17 TTR EL	6963.00		17.40DR	
05SEP17	B 2 05DEC17 TTR EL	6964.00		8.70DR	
05SEP17	B 1 05DEC17 TTR EL	6957.50		4.35DR	
05SEP17	B 2 05DEC17 TTR EL	6957.00		8.70DR	
05SEP17	B 7 05DEC17 TTR EL	6959.00		30.45DR	
05SEP17	B 2 05DEC17 TTR EL	6954.00		8.70DR	
05SEP17	B 1 05DEC17 TTR EL	6922.50		4.35DR	
05SEP17	B 1 05DEC17 TTR EL	6922.00		4.35DR	
05SEP17	B 1 05DEC17 TTR EL	6924.50		4.35DR	
05SEP17	S 4 05DEC17 TTR EL		6926.50	17.40DR	
05SEP17	B 2 05DEC17 TTR EL	6914.00		8.70DR	
05SEP17	B 1 05DEC17 TTR EL	6919.50		4.35DR	
05SEP17	B 1 05DEC17 TTR EL	6925.50		4.35DR	
05SEP17	B 2 05DEC17 TTR EL	6917.50		8.70DR	
05SEP17	B 1 05DEC17 TTR EL	6904.50		4.35DR	
05SEP17	B 2 05DEC17 TTR EL	6900.50		8.70DR	
05SEP17	B 4 05DEC17 TTR EL	6906.00		17.40DR	
05SEP17	B 1 05DEC17 DMA EL	6922.00		4.35DR	
05SEP17	B 1 05DEC17 TTR EL	6899.50		4.35DR	
05SEP17	B 1 05DEC17 TTR EL	6898.50		4.35DR	
05SEP17	B 1 05DEC17 TTR EL	6897.50		4.35DR	
05SEP17	B 2 05DEC17 TTR EL	6885.00		8.70DR	
05SEP17	B 1 05DEC17 TTR EL	6884.50		4.35DR	
05SEP17	B 2 05DEC17 TTR EL	6884.00		8.70DR	
05SEP17	B 3 05DEC17 TTR EL	6886.00		13.05DR	
05SEP17	B 1 05DEC17 TTR EL	6888.50		4.35DR	
05SEP17	S 1 05DEC17 TTR EL		6848.00	4.35DR	
05SEP17	B 1 05DEC17 TTR EL	6836.00		4.35DR	
05SEP17	S 1 05DEC17 TTR EL		6854.00	4.35DR	
	CMX Copper 25,000 CMX				
05SEP17	S 1 DEC17 TTR GX		312.850	2.30DR	
05SEP17	B 1 DEC17 TTR GX	314.900		2.30DR	
05SEP17	B 1 DEC17 TTR GX	315.200		2.30DR	
05SEP17	B 1 DEC17 TTR GX	314.750		2.30DR	
05SEP17	B 1 DEC17 TTR GX	315.100		2.30DR	
05SEP17	S 1 DEC17 TTR GX		316.050	2.30DR	
05SEP17	S 2 DEC17 TTR GX		315.750	4.60DR	
05SEP17	S 1 DEC17 TTR GX		315.850	2.30DR	
05SEP17	B 1 DEC17 TTR GX	316.450		2.30DR	
05SEP17	S 1 DEC17 TTR GX		316.000	2.30DR	
05SEP17	B 1 DEC17 TTR GX	315.450		2.30DR	
05SEP17	B 2 DEC17 TTR GX	315.850		4.60DR	
05SEP17	B 1 DEC17 TTR GX	315.800		2.30DR	
05SEP17	B 2 DEC17 TTR GX	315.700		4.60DR	
05SEP17	B 1 DEC17 TTR GX	315.300		2.30DR	
05SEP17	B 4 DEC17 TTR GX	312.350		9.20DR	
	CMX Gold 100 CMX				
05SEP17	S 2 DEC17 TTR GX		1339.8	4.60DR	
05SEP17	S 1 DEC17 TTR GX		1339.5	2.30DR	
05SEP17	S 1 DEC17 TTR GX		1339.4	2.30DR	
05SEP17	S 1 DEC17 TTR GX		1339.0	2.30DR	
05SEP17	S 1 DEC17 TTR GX		1338.1	2.30DR	
05SEP17	S 1 DEC17 TTR GX		1339.1	2.30DR	
05SEP17	S 3 DEC17 TTR GX		1340.4	6.90DR	
05SEP17	S 1 DEC17 TTR GX		1337.9	2.30DR	
05SEP17	S 1 DEC17 TTR GX		1338.4	2.30DR	
05SEP17	B 1 DEC17 TTR GX	1338.6		2.30DR	
05SEP17	B 1 DEC17 TTR GX	1338.5		2.30DR	

TRADING ADVICE AND SETTLEMENT STATEMENT



SAPIEN CAPITAL LIMITED CLIENT ACC

SAP0094X

5th September 2017

COB GLOBAL

Sapien Capital Limited
Suite A, 105 Piccadilly
London W1J 7NJ UK
+44 (0) 20 7340 9081
backoffice@sapiencap.com

AUTHORISED AND REGULATED BY THE
FINANCIAL CONDUCT AUTHORITY

USD US DOLLARS

Date	Description	Bought Price	Sold Price	Commission and Fees	Amount Posted
05SEP17	S 3 DEC17 TTR GX		1340.9	6.90DR	
05SEP17	B 4 DEC17 TTR GX	1339.3		9.20DR	
05SEP17	S 1 DEC17 TTR GX		1339.3	2.30DR	
05SEP17	B 1 DEC17 TTR GX	1339.2		2.30DR	
05SEP17	B 2 DEC17 TTR GX	1340.7		4.60DR	
05SEP17	B 2 DEC17 TTR GX	1340.3		4.60DR	
05SEP17	B 4 DEC17 TTR GX	1339.9		9.20DR	
05SEP17	B 2 DEC17 TTR GX	1339.8		4.60DR	
05SEP17	B 6 DEC17 TTR GX	1339.7		13.80DR	
05SEP17	B 3 DEC17 TTR GX	1339.6		6.90DR	
05SEP17	B 1 DEC17 TTR GX	1339.4		2.30DR	
05SEP17	S 1 DEC17 TTR GX		1338.7	2.30DR	
05SEP17	S 2 DEC17 TTR GX		1338.5	4.60DR	
05SEP17	S 3 DEC17 TTR GX		1338.3	6.90DR	
05SEP17	S 1 DEC17 TTR GX		1341.6	2.30DR	
05SEP17	S 2 DEC17 TTR GX		1342.0	4.60DR	
05SEP17	S 5 DEC17 TTR GX		1342.4	11.50DR	
05SEP17	S 10 DEC17 TTR GX		1342.2	23.00DR	
05SEP17	S 3 DEC17 TTR GX		1342.1	6.90DR	
05SEP17	S 2 DEC17 TTR GX		1341.5	4.60DR	
05SEP17	S 1 DEC17 TTR GX		1341.4	2.30DR	
05SEP17	S 2 DEC17 TTR GX		1341.3	4.60DR	
05SEP17	S 9 DEC17 TTR GX		1341.1	20.70DR	
05SEP17	S 4 DEC17 TTR GX		1341.2	9.20DR	
05SEP17	S 2 DEC17 TTR GX		1341.0	4.60DR	
05SEP17	B 2 DEC17 TTR GX	1336.1		4.60DR	
05SEP17	B 2 DEC17 TTR GX	1336.3		4.60DR	
05SEP17	S 1 DEC17 TTR GX		1342.7	2.30DR	
05SEP17	S 1 DEC17 TTR GX		1343.1	2.30DR	
05SEP17	S 1 DEC17 TTR GX		1343.6	2.30DR	
05SEP17	S 1 DEC17 TTR GX		1343.4	2.30DR	
05SEP17	S 1 DEC17 TTR GX		1344.1	2.30DR	
05SEP17	S 3 DEC17 TTR GX		1345.7	6.90DR	
	LME Lead 25 tonnes. This is an LME registered client contract				
05SEP17	B 10 29NOV17 IFC UD	2332.38		27.00DR	
05SEP17	B 1 05DEC17 TTR EL	2363.50		4.35DR	
05SEP17	S 1 05DEC17 TTR EL		2370.00	4.35DR	
05SEP17	B 1 05DEC17 TTR EL	2346.00		4.35DR	
05SEP17	B 1 05DEC17 TTR EL	2344.00		4.35DR	
05SEP17	S 1 05DEC17 TTR EL		2327.00	4.35DR	
05SEP17	B 1 05DEC17 TTR EL	2337.00		4.35DR	
05SEP17	S 1 05DEC17 TTR EL		2333.50	4.35DR	
05SEP17	S 1 05DEC17 TTR EL		2334.00	4.35DR	
05SEP17	S 3 05DEC17 TTR EL		2325.00	13.05DR	
05SEP17	B 1 05DEC17 TTR EL	2328.00		4.35DR	
05SEP17	S 2 05DEC17 TTR EL		2327.50	8.70DR	
05SEP17	S 1 05DEC17 DMA EL		2332.00	4.35DR	
	LME Nickel 6 tonnes. This is an LME registered client contract				
05SEP17	S 2 27SEP17 IFC UD		12034.50	5.40DR	
05SEP17	B 2 27OCT17 IFC UD	12055.65		5.40DR	
05SEP17	S 1 07NOV17 IFC UD		12063.54	2.70DR	
05SEP17	S 2 08NOV17 IFC UD		12064.35	5.40DR	
05SEP17	S 1 09NOV17 IFC UD		12065.15	2.70DR	
05SEP17	S 2 10NOV17 IFC UD		12065.96	5.40DR	
05SEP17	B 4 14NOV17 IFC UD	12070.19		10.80DR	
05SEP17	S 2 15NOV17 IFC UD		12070.00	5.40DR	
05SEP17	B 1 16NOV17 IFC UD	12070.00		2.70DR	
05SEP17	S 5 17NOV17 IFC UD		12069.58	13.50DR	
05SEP17	B 3 21NOV17 IFC UD	12072.89		8.10DR	
05SEP17	B 3 22NOV17 IFC UD	12073.47		8.10DR	
05SEP17	B 2 24NOV17 IFC UD	12074.63		5.40DR	
05SEP17	B 7 29NOV17 IFC UD	12076.53		18.90DR	
05SEP17	S 7 30NOV17 IFC UD		12076.11	18.90DR	

TRADING ADVICE AND SETTLEMENT STATEMENT



SAPIEN CAPITAL LIMITED CLIENT ACC

SAP0094X

5th September 2017

COB GLOBAL

Sapien Capital Limited
Suite A, 105 Piccadilly
London W1J 7NJ UK
+44 (0) 20 7340 9081
backoffice@sapiencap.com

AUTHORISED AND REGULATED BY THE
FINANCIAL CONDUCT AUTHORITY

USD US DOLLARS

Date	Description	Bought Price	Sold Price	Commission and Fees	Amount Posted
05SEP17	S 1 05DEC17 TTR EL		12275.00	4.35DR	
05SEP17	S 3 05DEC17 TTR EL		12270.00	13.05DR	
05SEP17	S 2 05DEC17 TTR EL		12265.00	8.70DR	
05SEP17	S 1 05DEC17 TTR EL		12315.00	4.35DR	
05SEP17	S 1 05DEC17 TTR EL		12310.00	4.35DR	
05SEP17	S 4 05DEC17 TTR EL		12290.00	17.40DR	
05SEP17	S 2 05DEC17 TTR EL		12235.00	8.70DR	
05SEP17	S 1 05DEC17 TTR EL		12230.00	4.35DR	
05SEP17	S 9 05DEC17 TTR EL		12225.00	39.15DR	
05SEP17	S 2 05DEC17 TTR EL		12245.00	8.70DR	
05SEP17	B 4 05DEC17 TTR EL	12225.00		17.40DR	
05SEP17	B 5 05DEC17 TTR EL	12215.00		21.75DR	
05SEP17	B 6 05DEC17 TTR EL	12220.00		26.10DR	
05SEP17	B 1 05DEC17 TTR EL	12205.00		4.35DR	
05SEP17	B 1 05DEC17 TTR EL	12235.00		4.35DR	
05SEP17	B 7 05DEC17 TTR EL	12230.00		30.45DR	
05SEP17	S 1 05DEC17 TTR EL		12200.00	4.35DR	
05SEP17	B 1 05DEC17 TTR EL	12155.00		4.35DR	
05SEP17	B 5 05DEC17 TTR EL	12190.00		21.75DR	
05SEP17	S 1 05DEC17 DMA EL		12240.00	4.35DR	
05SEP17	S 1 05DEC17 TTR EL		12195.00	4.35DR	
05SEP17	B 7 05DEC17 TTR EL	12210.00		30.45DR	
05SEP17	B 2 05DEC17 TTR EL	12200.00		8.70DR	
05SEP17	B 2 05DEC17 TTR EL	12185.00		8.70DR	
05SEP17	B 4 05DEC17 TTR EL	12175.00		17.40DR	
05SEP17	B 2 05DEC17 TTR EL	12195.00		8.70DR	
05SEP17	B 1 05DEC17 TTR EL	12170.00		4.35DR	
05SEP17	B 5 05DEC17 TTR EL	12165.00		21.75DR	
05SEP17	B 1 05DEC17 TTR EL	12180.00		4.35DR	
05SEP17	S 3 05DEC17 TTR EL		12210.00	13.05DR	
05SEP17	S 4 05DEC17 TTR EL		12215.00	17.40DR	
05SEP17	S 2 05DEC17 TTR EL		12220.00	8.70DR	
05SEP17	S 13 05DEC17 TTR EL		12240.00	56.55DR	
05SEP17	S 5 05DEC17 TTR EL		12255.00	21.75DR	
05SEP17	S 2 05DEC17 TTR EL		12260.00	8.70DR	
05SEP17	S 11 05DEC17 TTR EL		12250.00	47.85DR	
05SEP17	B 1 05DEC17 DMA EL	12210.00		4.35DR	
05SEP17	S 1 05DEC17 TTR EL		12175.00	4.35DR	
05SEP17	S 2 05DEC17 TTR EL		12180.00	8.70DR	
05SEP17	B 1 05DEC17 TTR EL	12080.00		4.35DR	
05SEP17	B 1 05DEC17 TTR EL	12075.00		4.35DR	
05SEP17	B 4 05DEC17 TTR EL	12070.00		17.40DR	
05SEP17	B 2 05DEC17 TTR EL	12085.00		8.70DR	
05SEP17	S 1 05DEC17 TTR EL		12060.00	4.35DR	
05SEP17	S 5 05DEC17 TTR EL		12070.00	21.75DR	
05SEP17	S 6 05DEC17 TTR EL		12080.00	26.10DR	
05SEP17	S 12 05DEC17 TTR EL		12075.00	52.20DR	
05SEP17	B 1 05DEC17 TTR EL	12060.00		4.35DR	
05SEP17	B 2 05DEC17 TTR EL	12035.00		8.70DR	
05SEP17	B 4 05DEC17 TTR EL	12030.00		17.40DR	
05SEP17	B 5 05DEC17 TTR EL	12040.00		21.75DR	
05SEP17	B 4 05DEC17 TTR EL	12000.00		17.40DR	
05SEP17	B 1 05DEC17 TTR EL	11985.00		4.35DR	
05SEP17	B 6 05DEC17 TTR EL	11980.00		26.10DR	
05SEP17	B 2 05DEC17 TTR EL	11975.00		8.70DR	
05SEP17	B 1 05DEC17 TTR EL	11965.00		4.35DR	
05SEP17	B 10 05DEC17 TTR EL	11955.00		43.50DR	
05SEP17	S 2 05DEC17 TTR EL		11955.00	8.70DR	
05SEP17	B 1 05DEC17 TTR EL	11930.00		4.35DR	
05SEP17	B 1 05DEC17 TTR EL	11935.00		4.35DR	
05SEP17	S 1 05DEC17 TTR EL		11975.00	4.35DR	
05SEP17	S 1 05DEC17 TTR EL		11965.00	4.35DR	
05SEP17	S 1 05DEC17 TTR EL		11970.00	4.35DR	
05SEP17	S 1 05DEC17 TTR EL		12010.00	4.35DR	
05SEP17	B 1 05DEC17 DMA EL	11985.00		4.35DR	

CMX Silver 5,000 CMX

TRADING ADVICE AND SETTLEMENT STATEMENT



SAPIEN CAPITAL LIMITED CLIENT ACC

SAP0094X

5th September 2017

COB GLOBAL

Sapien Capital Limited
Suite A, 105 Piccadilly
London W1J 7NJ UK
+44 (0) 20 7340 9081
backoffice@sapiencap.com

AUTHORISED AND REGULATED BY THE
FINANCIAL CONDUCT AUTHORITY

USD US DOLLARS

Date	Description	Bought Price	Sold Price	Commission and Fees	Amount Posted
05SEP17	S 3 DEC17 TTR GX		1786.5	6.90DR	
05SEP17	B 1 DEC17 TTR GX	1796.5		2.30DR	
05SEP17	B 1 DEC17 TTR GX	1791.5		2.30DR	
05SEP17	B 1 DEC17 TTR GX	1791.0		2.30DR	
05SEP17	B 1 DEC17 TTR GX	1792.0		2.30DR	
05SEP17	B 6 DEC17 TTR GX	1794.0		13.80DR	
05SEP17	B 3 DEC17 TTR GX	1789.0		6.90DR	
05SEP17	B 1 DEC17 TTR GX	1788.5		2.30DR	
05SEP17	B 1 DEC17 TTR GX	1790.0		2.30DR	
05SEP17	B 2 DEC17 TTR GX	1790.5		4.60DR	
05SEP17	S 2 DEC17 TTR GX		1802.0	4.60DR	
05SEP17	B 2 DEC17 TTR GX	1795.5		4.60DR	
05SEP17	S 2 DEC17 TTR GX		1797.5	4.60DR	
05SEP17	S 1 DEC17 TTR GX		1796.0	2.30DR	
05SEP17	S 2 DEC17 TTR GX		1796.5	4.60DR	
05SEP17	S 3 DEC17 TTR GX		1799.5	6.90DR	
05SEP17	S 4 DEC17 TTR GX		1798.5	9.20DR	
05SEP17	S 4 DEC17 TTR GX		1795.5	9.20DR	
05SEP17	S 5 DEC17 TTR GX		1801.0	11.50DR	
05SEP17	S 2 DEC17 TTR GX		1800.5	4.60DR	
05SEP17	S 3 DEC17 TTR GX		1801.5	6.90DR	
05SEP17	S 4 DEC17 TTR GX		1803.5	9.20DR	
05SEP17	S 1 DEC17 TTR GX		1804.0	2.30DR	
05SEP17	S 2 DEC17 TTR GX		1805.5	4.60DR	
05SEP17	S 1 DEC17 TTR GX		1805.0	2.30DR	
05SEP17	S 2 DEC17 TTR GX		1807.0	4.60DR	
05SEP17	S 1 DEC17 TTR GX		1806.0	2.30DR	
05SEP17	S 2 DEC17 TTR GX		1806.5	4.60DR	
05SEP17	S 1 DEC17 TTR GX		1808.0	2.30DR	
05SEP17	B 1 DEC17 TTR GX	1797.0		2.30DR	
05SEP17	B 5 DEC17 TTR GX	1795.0		11.50DR	
05SEP17	B 1 DEC17 TTR GX	1799.5		2.30DR	
05SEP17	B 1 DEC17 TTR GX	1793.5		2.30DR	
05SEP17	B 4 DEC17 TTR GX	1793.0		9.20DR	
05SEP17	B 2 DEC17 TTR GX	1794.5		4.60DR	
05SEP17	B 6 DEC17 TTR GX	1792.5		13.80DR	
	LME Tin 5 tonnes. This is an LME registered client contract				
05SEP17	S 1 07NOV17 IFC UD		20774.00	2.70DR	
05SEP17	S 5 08NOV17 IFC UD		20772.50	13.50DR	
05SEP17	B 1 09NOV17 IFC UD	20772.00		2.70DR	
05SEP17	B 4 10NOV17 IFC UD	20770.50		10.80DR	
05SEP17	B 1 14NOV17 IFC UD	20766.50		2.70DR	
05SEP17	B 1 14NOV17 IFC UD	20767.50		2.70DR	
05SEP17	S 3 15NOV17 IFC UD		20765.00	8.10DR	
05SEP17	S 1 16NOV17 IFC UD		20761.31	2.70DR	
05SEP17	B 2 17NOV17 IFC UD	20760.62		5.40DR	
05SEP17	B 1 21NOV17 IFC UD	20755.23		2.70DR	
05SEP17	B 2 24NOV17 IFC UD	20748.85		5.40DR	
05SEP17	S 2 29NOV17 IFC UD		20739.77	5.40DR	
05SEP17	B 2 30NOV17 IFC UD	20738.08		5.40DR	
05SEP17	S 2 01DEC17 IFC UD		20734.38	5.40DR	
05SEP17	S 1 05DEC17 TTR EL		20770.00	4.35DR	
05SEP17	S 2 05DEC17 TTR EL		20700.00	8.70DR	
05SEP17	S 2 05DEC17 TTR EL		20705.00	8.70DR	
05SEP17	S 1 05DEC17 TTR EL		20685.00	4.35DR	
05SEP17	B 1 05DEC17 TTR EL	20715.00		4.35DR	
05SEP17	S 1 05DEC17 TTR EL		20750.00	4.35DR	
05SEP17	S 1 05DEC17 TTR EL		20780.00	4.35DR	
05SEP17	S 1 05DEC17 DMA EL		20745.00	4.35DR	
05SEP17	S 1 05DEC17 TTR EL		20735.00	4.35DR	
05SEP17	S 1 05DEC17 TTR EL		20720.00	4.35DR	
05SEP17	S 1 05DEC17 DMA EL		20715.00	4.35DR	
05SEP17	B 1 05DEC17 DMA EL	20715.00		4.35DR	
05SEP17	S 1 05DEC17 DMA EL		20705.00	4.35DR	
05SEP17	S 6 05DEC17 TTR EL		20710.00	26.10DR	

Group No: SAPG0094

Page 5 of 10

TRADING ADVICE AND SETTLEMENT STATEMENT



SAPIEN CAPITAL LIMITED CLIENT ACC

SAP0094X

5th September 2017

COB GLOBAL

Sapien Capital Limited
Suite A, 105 Piccadilly
London W1J 7NJ UK
+44 (0) 20 7340 9081
backoffice@sapiencap.com

AUTHORISED AND REGULATED BY THE
FINANCIAL CONDUCT AUTHORITY

USD US DOLLARS

Date	Description	Bought Price	Sold Price	Commission and Fees	Amount Posted
05SEP17	S 1 05DEC17 TTR EL		20680.00	4.35DR	
05SEP17	S 2 05DEC17 TTR EL		20730.00	8.70DR	
05SEP17	S 4 05DEC17 TTR EL		20715.00	17.40DR	
05SEP17	S 2 05DEC17 DMA EL		20710.00	8.70DR	
05SEP17	S 1 05DEC17 DMA EL		20695.00	4.35DR	
05SEP17	S 3 05DEC17 DMA EL		20700.00	13.05DR	
	LME Zinc 25 tonnes. This is an LME registered client contract				
05SEP17	B 1 01NOV17 IFC UD	3137.58		2.70DR	
05SEP17	S 3 08NOV17 IFC UD		3138.21	8.10DR	
05SEP17	B 3 09NOV17 IFC UD	3138.50		8.10DR	
05SEP17	B 1 10NOV17 IFC UD	3138.39		2.70DR	
05SEP17	B 1 15NOV17 IFC UD	3138.50		2.70DR	
05SEP17	B 4 16NOV17 IFC UD	3136.50		10.80DR	
05SEP17	S 7 17NOV17 IFC UD		3136.30	18.90DR	
05SEP17	B 1 30NOV17 IFC UD	3139.43		2.70DR	
05SEP17	S 1 01DEC17 IFC UD		3139.35	2.70DR	
05SEP17	S 1 05DEC17 TTR EL		3201.50	4.35DR	
05SEP17	S 1 05DEC17 TTR EL		3181.50	4.35DR	
05SEP17	S 1 05DEC17 TTR EL		3189.00	4.35DR	
05SEP17	S 1 05DEC17 TTR EL		3176.50	4.35DR	
05SEP17	S 1 05DEC17 TTR EL		3172.50	4.35DR	
05SEP17	S 1 05DEC17 TTR EL		3160.00	4.35DR	
05SEP17	S 1 05DEC17 TTR EL		3145.50	4.35DR	
05SEP17	B 1 05DEC17 TTR EL	3140.00		4.35DR	
05SEP17	S 1 05DEC17 TTR EL		3144.50	4.35DR	
05SEP17	S 1 05DEC17 TTR EL		3125.00	4.35DR	
05SEP17	B 1 05DEC17 TTR EL	3102.00		4.35DR	
05SEP17	S 1 05DEC17 TTR EL		3092.00	4.35DR	
05SEP17	B 1 05DEC17 TTR EL	3100.50		4.35DR	
05SEP17	S 1 05DEC17 TTR EL		3100.00	4.35DR	
05SEP17	B 2 05DEC17 TTR EL	3101.00		8.70DR	
05SEP17	B 1 05DEC17 TTR EL	3103.50		4.35DR	
05SEP17	B 1 05DEC17 TTR EL	3101.50		4.35DR	
05SEP17	S 3 05DEC17 TTR EL		3101.50	13.05DR	
05SEP17	S 1 05DEC17 TTR EL		3102.50	4.35DR	
05SEP17	S 1 05DEC17 TTR EL		3100.50	4.35DR	
05SEP17	S 1 05DEC17 DMA EL		3125.00	4.35DR	
	Commission				2,665.70DR
	<u>SETTLEMENTS</u>				
	CMX Copper 25,000 CMX				
05SEP17	1 DEC17	314.900	312.850		512.50DR
05SEP17	1 DEC17	315.200	316.050		212.50CR
05SEP17	1 DEC17	314.750	315.750		250.00CR
05SEP17	1 DEC17	315.100	315.750		162.50CR
05SEP17	1 DEC17	316.450	315.850		150.00DR
05SEP17	1 DEC17	315.450	316.000		137.50CR
05SEP17	1 DEC17	315.850	310.000		1,462.50DR
05SEP17	1 DEC17	315.850	310.000		1,462.50DR
05SEP17	1 DEC17	315.800	309.850		1,487.50DR
05SEP17	1 DEC17	315.700	310.100		1,400.00DR
05SEP17	1 DEC17	315.700	310.300		1,350.00DR
05SEP17	1 DEC17	315.300	309.050		1,562.50DR
05SEP17	1 DEC17	312.350	310.300		512.50DR
05SEP17	2 DEC17	312.350	310.100		1,125.00DR
05SEP17	1 DEC17	312.350	310.200		537.50DR
	CMX Gold 100 CMX				
05SEP17	1 DEC17	1338.6	1340.4		180.00CR
05SEP17	1 DEC17	1338.5	1339.8		130.00CR
05SEP17	1 DEC17	1339.3	1339.8		50.00CR

TRADING ADVICE AND SETTLEMENT STATEMENT



SAPIEN CAPITAL LIMITED CLIENT ACC

SAP0094X

5th September 2017

COB GLOBAL

Sapien Capital Limited
Suite A, 105 Piccadilly
London W1J 7NJ UK
+44 (0) 20 7340 9081
backoffice@sapiencap.com

AUTHORISED AND REGULATED BY THE
FINANCIAL CONDUCT AUTHORITY

USD US DOLLARS

Date	Description	Bought Price	Sold Price	Commission and Fees	Amount Posted
05SEP17	1 DEC17	1339.3	1339.5		20.00CR
05SEP17	1 DEC17	1339.3	1339.4		10.00CR
05SEP17	1 DEC17	1339.3	1339.0		30.00DR
05SEP17	1 DEC17	1339.2	1338.3		90.00DR
05SEP17	1 DEC17	1339.7	1338.3		140.00DR
05SEP17	1 DEC17	1339.7	1338.1		160.00DR
05SEP17	1 DEC17	1339.7	1339.1		60.00DR
05SEP17	1 DEC17	1339.7	1340.4		70.00CR
05SEP17	1 DEC17	1340.7	1340.4		30.00DR
05SEP17	1 DEC17	1340.7	1337.9		280.00DR
05SEP17	1 DEC17	1340.3	1338.4		190.00DR
05SEP17	1 DEC17	1340.3	1338.5		180.00DR
05SEP17	1 DEC17	1339.9	1342.1		220.00CR
05SEP17	1 DEC17	1339.7	1340.9		120.00CR
05SEP17	2 DEC17	1339.9	1340.9		200.00CR
05SEP17	1 DEC17	1339.9	1342.4		250.00CR
05SEP17	1 DEC17	1339.8	1342.4		260.00CR
05SEP17	1 DEC17	1339.8	1339.3		50.00DR
05SEP17	1 DEC17	1339.7	1338.7		100.00DR
05SEP17	1 DEC17	1339.6	1338.5		110.00DR
05SEP17	1 DEC17	1339.6	1338.3		130.00DR
05SEP17	1 DEC17	1339.6	1341.6		200.00CR
05SEP17	1 DEC17	1339.4	1342.4		300.00CR
05SEP17	1 DEC17	1336.3	1341.0		470.00CR
05SEP17	2 DEC17	1336.1	1342.2		1,220.00CR
05SEP17	1 DEC17	1336.3	1342.2		590.00CR
05SEP17	1 DEC17	1322.5	1342.2		1,970.00CR
05SEP17	1 DEC17	1322.5	1342.0		1,950.00CR
05SEP17	1 DEC17	1323.4	1342.0		1,860.00CR
05SEP17	2 DEC17	1323.4	1342.4		3,800.00CR
05SEP17	2 DEC17	1323.4	1342.2		3,760.00CR
05SEP17	1 DEC17	1323.3	1342.2		1,890.00CR
05SEP17	1 DEC17	1323.4	1342.1		1,870.00CR
05SEP17	1 DEC17	1323.4	1342.2		1,880.00CR
	CMX Silver 5,000 CMX				
05SEP17	1 DEC17	1796.5	1786.5		500.00DR
05SEP17	1 DEC17	1792.5	1786.5		300.00DR
05SEP17	1 DEC17	1792.5	1786.5		300.00DR
05SEP17	1 DEC17	1792.5	1801.0		425.00CR
05SEP17	1 DEC17	1791.5	1802.0		525.00CR
05SEP17	1 DEC17	1791.0	1802.0		550.00CR
05SEP17	1 DEC17	1794.5	1796.5		100.00CR
05SEP17	1 DEC17	1795.0	1797.5		125.00CR
05SEP17	1 DEC17	1795.0	1797.5		125.00CR
05SEP17	1 DEC17	1795.5	1796.0		25.00CR
05SEP17	1 DEC17	1795.0	1796.5		75.00CR
05SEP17	1 DEC17	1792.0	1795.5		175.00CR
05SEP17	1 DEC17	1794.0	1799.5		275.00CR
05SEP17	2 DEC17	1794.0	1799.5		550.00CR
05SEP17	3 DEC17	1794.0	1798.5		675.00CR
05SEP17	1 DEC17	1789.0	1798.5		475.00CR
05SEP17	1 DEC17	1789.0	1795.5		325.00CR
05SEP17	1 DEC17	1789.0	1795.5		325.00CR
05SEP17	1 DEC17	1788.5	1795.5		350.00CR
05SEP17	1 DEC17	1790.0	1801.0		550.00CR
05SEP17	2 DEC17	1790.5	1801.0		1,050.00CR
05SEP17	1 DEC17	1795.5	1801.5		300.00CR
05SEP17	1 DEC17	1797.0	1801.5		225.00CR
05SEP17	1 DEC17	1795.0	1801.0		300.00CR
05SEP17	1 DEC17	1795.0	1800.5		275.00CR
05SEP17	1 DEC17	1799.5	1800.5		50.00CR
05SEP17	1 DEC17	1793.0	1801.5		425.00CR
05SEP17	1 DEC17	1793.0	1803.5		525.00CR
05SEP17	1 DEC17	1793.5	1803.5		500.00CR
05SEP17	2 DEC17	1793.0	1803.5		1,050.00CR
05SEP17	1 DEC17	1792.5	1804.0		575.00CR

TRADING ADVICE AND SETTLEMENT STATEMENT



SAPIEN CAPITAL LIMITED CLIENT ACC

SAP0094X

5th September 2017

COB GLOBAL

Sapien Capital Limited
Suite A, 105 Piccadilly
London W1J 7NJ UK
+44 (0) 20 7340 9081
backoffice@sapiencap.com

AUTHORISED AND REGULATED BY THE
FINANCIAL CONDUCT AUTHORITY

USD US DOLLARS

Date	Description	Bought Price	Sold Price	Commission and Fees	Amount Posted
05SEP17	1 DEC17	1794.5	1805.5		550.00CR
05SEP17	1 DEC17	1792.5	1805.5		650.00CR
05SEP17	1 DEC17	1792.5	1805.0		625.00CR
	<u>MATCH OUTS</u>				
	LME Aluminium 25 Tonnes. This is an LME registered client contract.				
05JUN17	1 05SEP17	1916.50	1924.50		200.00CR
05JUN17	1 05SEP17	1917.50	1922.00		112.50CR
05JUN17	1 05SEP17	1914.50	1922.00		187.50CR
05JUN17	1 05SEP17	1913.00	1925.00		300.00CR
05JUN17	1 05SEP17	1912.50	1925.00		312.50CR
05JUN17	1 05SEP17	1912.50	1923.50		275.00CR
05JUN17	1 05SEP17	1912.50	1922.00		237.50CR
05JUN17	1 05SEP17	1912.50	1922.00		237.50CR
05JUN17	1 05SEP17	1912.50	1923.50		275.00CR
05JUN17	1 05SEP17	1912.00	1924.00		300.00CR
05JUN17	1 05SEP17	1911.50	1922.00		262.50CR
05JUN17	1 05SEP17	1911.50	1922.00		262.50CR
05JUN17	1 05SEP17	1907.00	1922.00		375.00CR
05JUN17	1 05SEP17	1904.50	1923.50		475.00CR
05JUN17	1 05SEP17	1905.50	1923.50		450.00CR
05JUN17	1 05SEP17	1905.00	1924.00		475.00CR
05JUN17	1 05SEP17	1911.50	1924.50		325.00CR
05JUN17	1 05SEP17	1911.50	1921.50		250.00CR
05JUN17	1 05SEP17	1909.50	1922.00		312.50CR
21JUN17	1 05SEP17	1864.82	1924.50		1,492.00CR
21JUN17	1 05SEP17	1864.82	1922.00		1,429.50CR
21JUN17	1 05SEP17	1864.82	1922.00		1,429.50CR
21JUN17	1 05SEP17	1864.82	1925.50		1,517.00CR
21JUN17	1 05SEP17	1864.82	1925.00		1,504.50CR
21JUN17	1 05SEP17	1864.82	1925.50		1,517.00CR
21JUN17	1 05SEP17	1864.82	1924.50		1,492.00CR
21JUN17	1 05SEP17	1864.82	1925.50		1,517.00CR
21JUN17	1 05SEP17	1864.82	1925.00		1,504.50CR
21JUN17	1 05SEP17	1864.82	1930.00		1,629.50CR
21JUN17	1 05SEP17	1864.82	1925.00		1,504.50CR
21JUN17	1 05SEP17	1864.82	1925.00		1,504.50CR
21JUN17	1 05SEP17	1864.82	1922.50		1,442.00CR
21JUN17	1 05SEP17	1864.82	1917.00		1,304.50CR
21JUN17	1 05SEP17	1864.82	1912.50		1,192.00CR
	LME Copper Grade A 25 tonnes. This is a LME registered client contract				
05JUN17	1 05SEP17	5661.00	5667.00		150.00CR
05JUN17	1 05SEP17	5665.50	5662.50		75.00DR
05JUN17	1 05SEP17	5673.50	5663.50		250.00DR
05JUN17	1 05SEP17	5667.50	5668.00		12.50CR
05JUN17	1 05SEP17	5667.00	5666.50		12.50DR
05JUN17	1 05SEP17	5667.50	5661.50		150.00DR
05JUN17	1 05SEP17	5667.00	5663.50		87.50DR
05JUN17	1 05SEP17	5637.50	5667.50		750.00CR
05JUN17	1 05SEP17	5639.00	5665.00		650.00CR
05JUN17	1 05SEP17	5639.50	5642.50		75.00CR
05JUN17	1 05SEP17	5641.00	5626.00		375.00DR
05JUN17	1 05SEP17	5645.00	5653.00		200.00CR
05JUN17	1 05SEP17	5644.00	5653.00		225.00CR
05JUN17	1 05SEP17	5642.00	5640.50		37.50DR
05JUN17	1 05SEP17	5638.50	5640.50		50.00CR
05JUN17	1 05SEP17	5644.50	5641.00		87.50DR
05JUN17	1 05SEP17	5624.50	5641.00		412.50CR
12JUN17	1 05SEP17	5624.00	5769.45		3,636.25CR
13JUN17	2 05SEP17	5624.00	5714.16		4,508.00CR
13JUN17	1 05SEP17	5623.50	5714.16		2,266.50CR
13JUN17	2 05SEP17	5622.50	5714.16		4,583.00CR
13JUN17	1 05SEP17	5620.28	5714.16		2,347.00CR

TRADING ADVICE AND SETTLEMENT STATEMENT



SAPIEN CAPITAL LIMITED CLIENT ACC

SAP0094X

5th September 2017

COB GLOBAL

Sapien Capital Limited
Suite A, 105 Piccadilly
London W1J 7NJ UK
+44 (0) 20 7340 9081
backoffice@sapiencap.com

AUTHORISED AND REGULATED BY THE
FINANCIAL CONDUCT AUTHORITY

USD US DOLLARS

Date	Description	Bought Price	Sold Price	Commission and Fees	Amount Posted
17JUL17	1 05SEP17 LME Lead 25 tonnes. This is an LME registered client contract	5620.28	5982.25		9,049.25CR
05JUN17	1 05SEP17	2095.00	2098.00		75.00CR
05JUN17	1 05SEP17 LME Nickel 6 tonnes. This is an LME registered client contract	2096.50	2102.00		137.50CR
05JUN17	1 05SEP17	8860.00	8885.00		150.00CR
05JUN17	1 05SEP17	8885.00	8935.00		300.00CR
05JUN17	1 05SEP17	8885.00	8870.00		90.00DR
05JUN17	1 05SEP17	8855.00	8880.00		150.00CR
05JUN17	1 05SEP17	8860.00	8860.00		0.00
05JUN17	1 05SEP17	8905.00	8875.00		180.00DR
05JUN17	1 05SEP17	8900.00	8900.00		0.00
05JUN17	1 05SEP17	8911.00	8900.00		66.00DR
07JUN17	1 05SEP17	8810.00	8910.00		600.00CR
14JUN17	1 05SEP17	8938.82	8905.00		202.92DR
21JUN17	1 05SEP17 LME Tin 5 tonnes. This is an LME registered client contract	8811.57	8995.57		1,104.00CR
05JUN17	1 05SEP17	20270.00	20260.00		50.00DR
13JUN17	1 05SEP17	20210.00	19402.75		4,036.25DR
13JUN17	1 05SEP17	20035.00	19402.75		3,161.25DR
14JUN17	1 05SEP17	20085.00	19231.18		4,269.10DR
19JUN17	1 05SEP17	20075.00	19565.00		2,550.00DR
21JUN17	1 05SEP17	20080.00	19520.71		2,796.45DR
21JUN17	1 05SEP17	20055.00	19520.71		2,671.45DR
10JUL17	1 05SEP17 LME Zinc 25 tonnes. This is an LME registered client contract	19051.67	19933.10		4,407.15CR
05JUN17	1 05SEP17	2541.50	2530.00		287.50DR
05JUN17	1 05SEP17	2541.50	2535.00		162.50DR
05JUN17	1 05SEP17	2541.50	2539.00		62.50DR
05JUN17	1 05SEP17	2541.50	2535.50		150.00DR
05JUN17	1 05SEP17	2529.50	2530.00		12.50CR
05JUN17	1 05SEP17	2541.50	2528.00		337.50DR
05JUN17	1 05SEP17	2541.00	2530.00		275.00DR
05JUN17	2 05SEP17	2541.50	2530.50		550.00DR
05JUN17	1 05SEP17	2542.00	2530.00		300.00DR
05JUN17	1 05SEP17	2534.00	2530.00		100.00DR
05JUN17	1 05SEP17	2541.50	2535.50		150.00DR
05JUN17	1 05SEP17	2526.50	2538.50		300.00CR
05JUN17	1 05SEP17	2531.50	2530.50		25.00DR
05JUN17	1 05SEP17	2541.50	2540.50		25.00DR
05JUN17	1 05SEP17	2497.00	2537.50		1,012.50CR
05JUN17	1 05SEP17	2498.00	2534.50		912.50CR
05JUN17	1 05SEP17	2492.50	2530.50		950.00CR
05JUN17	1 05SEP17	2496.00	2533.00		925.00CR
05JUN17	1 05SEP17	2495.50	2532.50		925.00CR
05JUN17	1 05SEP17	2498.50	2530.00		787.50CR
05JUN17	1 05SEP17	2500.00	2529.00		725.00CR
05JUN17	1 05SEP17	2499.50	2530.00		762.50CR
05JUN17	1 05SEP17	2484.00	2537.50		1,337.50CR
05JUN17	1 05SEP17	2484.00	2531.00		1,175.00CR
05JUN17	1 05SEP17	2484.00	2543.50		1,487.50CR
05JUN17	1 05SEP17	2484.00	2529.50		1,137.50CR
05JUN17	1 05SEP17	2484.00	2530.00		1,150.00CR
05JUN17	1 05SEP17	2484.00	2536.00		1,300.00CR
05JUN17	1 05SEP17	2483.50	2528.50		1,125.00CR
05JUN17	1 05SEP17	2483.50	2534.50		1,275.00CR
05JUN17	1 05SEP17	2483.00	2495.50		312.50CR
05JUN17	1 05SEP17	2483.00	2495.50		312.50CR
05JUN17	1 05SEP17	2485.50	2496.50		275.00CR
05JUN17	1 05SEP17	2491.50	2495.50		100.00CR

TRADING ADVICE AND SETTLEMENT STATEMENT



SAPIEN CAPITAL LIMITED CLIENT ACC

SAP0094X

5th September 2017

COB GLOBAL

Sapien Capital Limited
Suite A, 105 Piccadilly
London W1J 7NJ UK
+44 (0) 20 7340 9081
backoffice@sapiencap.com

AUTHORISED AND REGULATED BY THE
FINANCIAL CONDUCT AUTHORITY

USD US DOLLARS

Date	Description	Bought Price	Sold Price	Commission and Fees	Amount Posted
05JUN17	1 05SEP17	2489.50	2489.50		0.00
05JUN17	1 05SEP17	2485.20	2493.50		207.50CR
16JUN17	1 05SEP17	2485.20	2525.85		1,016.25CR
21JUN17	8 05SEP17	2446.87	2641.05		38,836.00CR
21JUN17	3 05SEP17	2493.87	2641.05		11,038.50CR
21JUN17	1 05SEP17	2471.51	2641.05		4,238.50CR
21JUN17	2 05SEP17	2471.51	2641.05		8,477.00CR
21JUN17	1 05SEP17	2492.45	2641.05		3,715.00CR
21JUN17	2 05SEP17	2492.45	2641.05		7,430.00CR
21JUN17	2 05SEP17	2492.45	2641.05		7,430.00CR
10JUL17	1 05SEP17	2779.64	2758.43		530.25DR

TOTALS

BROUGHT FORWARD BALANCE

680,013.62DR

SETTLEMENTS

CMX Silver Futures

11,650.00CR

LME Tin 5 tonnes. This is an LME Futures

15,127.35DR

LME Lead 25 tonnes. This is an Futures

212.50CR

LME Copper Grade A 25 tonnes. This Futures

27,840.00CR

LME Zinc 25 tonnes. This is an LME Futures

97,733.50CR

CMX Copper Futures

10,800.00DR

LME Nickel 6 tonnes. This is an LME Futures

1,765.08CR

CMX Gold Futures

21,720.00CR

LME Aluminium 25 Tonnes. This is an Futures

27,605.00CR

COMMISSIONS

2,665.70DR

CARRIED FORWARD BALANCE

520,080.59DR

TRADING ADVICE AND SETTLEMENT STATEMENT



SAPIEN CAPITAL LIMITED CLIENT ACC

SAP094AB

5th September 2017

COB GLOBAL

Sapien Capital Limited
Suite A, 105 Piccadilly
London W1J 7NJ UK
+44 (0) 20 7340 9081
backoffice@sapiencap.com

AUTHORISED AND REGULATED BY THE
FINANCIAL CONDUCT AUTHORITY

USD US DOLLARS

Date	Description	Bought Price	Sold Price	Commission and Fees	Amount Posted
	<u>BUSINESS DONE TODAY</u>				
	LME Aluminium 25 Tonnes. This is an LME registered client contract.				
05SEP17	B 35 24NOV17 IFC UD	2093.60		94.50DR	
05SEP17	B 1 05DEC17 TTR EL	2114.00		4.35DR	
05SEP17	S 1 05DEC17 TTR EL		2106.50	4.35DR	
05SEP17	S 5 05DEC17 TTR EL		2098.00	21.75DR	
05SEP17	S 2 05DEC17 TTR EL		2098.50	8.70DR	
05SEP17	S 3 05DEC17 TTR EL		2100.00	13.05DR	
05SEP17	S 1 05DEC17 TTR EL		2103.00	4.35DR	
	LME Copper Grade A 25 tonnes. This is a LME registered client contract				
05SEP17	S 2 05DEC17 TTR EL		6927.50	8.70DR	
05SEP17	B 2 05DEC17 TTR EL	6941.50		8.70DR	
05SEP17	S 2 05DEC17 TTR EL		6932.50	8.70DR	
05SEP17	S 8 05DEC17 TTR EL		6932.00	34.80DR	
05SEP17	S 2 05DEC17 TTR EL		6941.00	8.70DR	
05SEP17	S 2 05DEC17 TTR EL		6940.50	8.70DR	
05SEP17	B 2 05DEC17 TTR EL	6963.50		8.70DR	
05SEP17	B 8 05DEC17 TTR EL	6963.00		34.80DR	
05SEP17	B 6 05DEC17 TTR EL	6960.00		26.10DR	
05SEP17	B 1 05DEC17 TTR EL	6959.50		4.35DR	
05SEP17	B 5 05DEC17 DMA EL	6959.50		21.75DR	
05SEP17	B 1 05DEC17 TTR EL	6900.50		4.35DR	
05SEP17	B 2 05DEC17 TTR EL	6898.00		8.70DR	
05SEP17	B 2 05DEC17 TTR EL	6885.00		8.70DR	
05SEP17	B 4 05DEC17 TTR EL	6886.50		17.40DR	
05SEP17	B 8 05DEC17 TTR EL	6886.00		34.80DR	
05SEP17	B 2 05DEC17 TTR EL	6854.00		8.70DR	
05SEP17	B 2 05DEC17 TTR EL	6853.50		8.70DR	
05SEP17	S 2 05DEC17 TTR EL		6847.50	8.70DR	
05SEP17	B 3 05DEC17 TTR EL	6838.00		13.05DR	
05SEP17	S 2 05DEC17 TTR EL		6853.50	8.70DR	
05SEP17	S 1 05DEC17 TTR EL		6855.00	4.35DR	
	CMX Copper 25,000 CMX				
05SEP17	S 4 DEC17 TTR GX		316.050	9.20DR	
05SEP17	S 4 DEC17 TTR GX		316.600	9.20DR	
05SEP17	B 4 DEC17 TTR GX	315.500		9.20DR	
05SEP17	B 4 DEC17 TTR GX	315.450		9.20DR	
	CMX Gold 100 CMX				
05SEP17	S 1 DEC17 TTR GX		1340.1	2.30DR	
05SEP17	S 1 DEC17 TTR GX		1339.1	2.30DR	
05SEP17	S 4 DEC17 TTR GX		1339.0	9.20DR	
05SEP17	S 3 DEC17 TTR GX		1338.8	6.90DR	
05SEP17	B 1 DEC17 TTR GX	1340.2		2.30DR	
05SEP17	B 2 DEC17 TTR GX	1339.8		4.60DR	
05SEP17	B 2 DEC17 TTR GX	1339.7		4.60DR	
05SEP17	B 2 DEC17 TTR GX	1339.6		4.60DR	
05SEP17	B 2 DEC17 TTR GX	1339.4		4.60DR	
05SEP17	B 2 DEC17 TTR GX	1339.5		4.60DR	
05SEP17	S 2 DEC17 TTR GX		1338.6	4.60DR	
05SEP17	S 3 DEC17 TTR GX		1338.4	6.90DR	
05SEP17	S 6 DEC17 TTR GX		1338.3	13.80DR	
05SEP17	S 1 DEC17 TTR GX		1342.6	2.30DR	
05SEP17	S 2 DEC17 TTR GX		1342.4	4.60DR	
	LME Nickel 6 tonnes. This is an LME registered client contract				
05SEP17	B 123 29NOV17 IFC UD	12077.53		332.10DR	
05SEP17	S 2 05DEC17 TTR EL		12275.00	8.70DR	
05SEP17	S 2 05DEC17 TTR EL		12265.00	8.70DR	
05SEP17	S 2 05DEC17 TTR EL		12320.00	8.70DR	
05SEP17	S 1 05DEC17 TTR EL		12225.00	4.35DR	
05SEP17	B 1 05DEC17 TTR EL	12235.00		4.35DR	

TRADING ADVICE AND SETTLEMENT STATEMENT



SAPIEN CAPITAL LIMITED CLIENT ACC

SAP094AB

5th September 2017

COB GLOBAL

Sapien Capital Limited
Suite A, 105 Piccadilly
London W1J 7NJ UK
+44 (0) 20 7340 9081
backoffice@sapiencap.com

AUTHORISED AND REGULATED BY THE
FINANCIAL CONDUCT AUTHORITY

USD US DOLLARS

Date	Description	Bought Price	Sold Price	Commission and Fees	Amount Posted
05SEP17	B 2 05DEC17 TTR EL	12220.00		8.70DR	
05SEP17	B 2 05DEC17 TTR EL	12215.00		8.70DR	
05SEP17	B 1 05DEC17 TTR EL	12205.00		4.35DR	
05SEP17	B 1 05DEC17 TTR EL	12190.00		4.35DR	
05SEP17	B 1 05DEC17 TTR EL	12165.00		4.35DR	
05SEP17	S 1 05DEC17 TTR EL		12240.00	4.35DR	
05SEP17	S 1 05DEC17 TTR EL		12235.00	4.35DR	
05SEP17	S 2 05DEC17 TTR EL		12255.00	8.70DR	
05SEP17	B 2 05DEC17 TTR EL	12110.00		8.70DR	
05SEP17	S 2 05DEC17 TTR EL		12070.00	8.70DR	
05SEP17	B 2 05DEC17 TTR EL	12040.00		8.70DR	
CMX Silver 5,000 CMX					
05SEP17	B 2 SEP17 TTR GX	1786.0		4.60DR	
05SEP17	B 3 SEP17 TTR GX	1785.0		6.90DR	
05SEP17	S 1 SEP17 TTR GX		1789.0	2.30DR	
05SEP17	S 4 DEC17 TTR GX		1795.5	9.20DR	
05SEP17	S 12 DEC17 TTR GX		1804.5	27.60DR	
05SEP17	S 2 DEC17 TTR GX		1805.5	4.60DR	
05SEP17	S 9 DEC17 TTR GX		1805.0	20.70DR	
05SEP17	S 2 DEC17 TTR GX		1794.5	4.60DR	
05SEP17	S 4 DEC17 TTR GX		1798.0	9.20DR	
05SEP17	S 3 DEC17 TTR GX		1798.5	6.90DR	
05SEP17	S 1 DEC17 TTR GX		1799.0	2.30DR	
05SEP17	S 3 DEC17 TTR GX		1800.5	6.90DR	
LME Tin 5 tonnes. This is an LME registered client contract					
05SEP17	S 1 05DEC17 TTR EL		20710.00	4.35DR	
LME Zinc 25 tonnes. This is an LME registered client contract					
05SEP17	B 10 29NOV17 IFC UD	3139.52		27.00DR	
Commission					1,144.20DR
SETTLEMENTS					
CMX Copper 25,000 CMX					
05SEP17	4 DEC17	315.500	316.050		550.00CR
05SEP17	4 DEC17	315.450	316.600		1,150.00CR
CMX Gold 100 CMX					
05SEP17	1 DEC17	1340.2	1340.1		10.00DR
05SEP17	1 DEC17	1339.8	1339.1		70.00DR
05SEP17	1 DEC17	1339.8	1339.0		80.00DR
05SEP17	2 DEC17	1339.7	1339.0		140.00DR
05SEP17	1 DEC17	1339.6	1339.0		60.00DR
05SEP17	1 DEC17	1339.6	1338.8		80.00DR
05SEP17	2 DEC17	1339.4	1338.8		120.00DR
05SEP17	1 DEC17	1339.5	1338.4		110.00DR
05SEP17	1 DEC17	1339.5	1342.4		290.00CR
05SEP17	1 DEC17	1326.6	1338.6		1,200.00CR
05SEP17	1 DEC17	1326.4	1338.6		1,220.00CR
05SEP17	1 DEC17	1326.4	1338.4		1,200.00CR
05SEP17	1 DEC17	1325.9	1338.4		1,250.00CR
05SEP17	3 DEC17	1324.4	1338.3		4,170.00CR
05SEP17	2 DEC17	1325.3	1338.3		2,600.00CR
CMX Silver 5,000 CMX					
05SEP17	1 SEP17	1786.0	1789.0		150.00CR
TOTALS					
BROUGHT FORWARD BALANCE					24,252.35CR
SETTLEMENTS					

TRADING ADVICE AND SETTLEMENT STATEMENT



SAPIEN CAPITAL LIMITED CLIENT ACC
.

SAP094AB

5th September 2017

COB GLOBAL

Sapien Capital Limited
Suite A, 105 Piccadilly
London W1J 7NJ UK
+44 (0) 20 7340 9081
backoffice@sapiencap.com

AUTHORISED AND REGULATED BY THE
FINANCIAL CONDUCT AUTHORITY

USD US DOLLARS

Date	Description	Bought Price	Sold Price	Commission and Fees	Amount Posted
	CMX Silver Futures				150.00CR
	CMX Copper Futures				1,700.00CR
	CMX Gold Futures				11,260.00CR
	COMMISSIONS				1,144.20DR
	CARRIED FORWARD BALANCE				36,218.15CR

TRADING ADVICE AND SETTLEMENT STATEMENT



SAPIEN CAPITAL LIMITED CLIENT ACC

SAP094AC

5th September 2017

COB GLOBAL

Sapien Capital Limited
Suite A, 105 Piccadilly
London W1J 7NJ UK
+44 (0) 20 7340 9081
backoffice@sapiencap.com

AUTHORISED AND REGULATED BY THE
FINANCIAL CONDUCT AUTHORITY

USD US DOLLARS

Date	Description	Bought Price	Sold Price	Commission and Fees	Amount Posted
	<u>BUSINESS DONE TODAY</u>				
	CME Cattle 400 CME				
05SEP17	S 16 DEC17 GX		109.3000	46.08DR	
05SEP17	S 14 FEB18 GX		113.2750	40.32DR	
05SEP17	S 1 FEB18 GX		113.3000	2.88DR	
05SEP17	B 13 FEB18 GX	113.1000		37.44DR	
05SEP17	B 3 FEB18 GX	113.1250		8.64DR	
05SEP17	B 14 APR18 GX	114.1250		40.32DR	
05SEP17	B 1 APR18 GX	114.1500		2.88DR	
05SEP17	S 3 APR18 GX		114.1500	8.64DR	
05SEP17	B 3 JUN18 GX	108.3250		8.64DR	
	CME Feeder Cattle 500 CME				
05SEP17	S 1 SEP17 GX		141.8500	2.88DR	
05SEP17	S 4 SEP17 GX		142.0250	11.52DR	
05SEP17	B 1 OCT17 GX	142.2500		2.88DR	
05SEP17	B 4 OCT17 GX	142.3000		11.52DR	
05SEP17	S 2 OCT17 GX		142.1500	5.76DR	
05SEP17	S 1 OCT17 GX		142.0500	2.88DR	
05SEP17	B 2 NOV17 GX	143.5000		5.76DR	
05SEP17	B 2 NOV17 GX	142.6750		5.76DR	
05SEP17	B 1 NOV17 GX	142.6000		2.88DR	
05SEP17	S 1 JAN18 GX		141.2750	2.88DR	
05SEP17	S 1 JAN18 GX		141.4500	2.88DR	
	Commission				253.44DR
	<u>SETTLEMENTS</u>				
	CME Cattle 400 CME				
05SEP17	1 DEC17	107.0000	109.3000		920.00CR
05SEP17	2 DEC17	107.0000	109.3000		1,840.00CR
05SEP17	1 DEC17	106.9250	109.3000		950.00CR
05SEP17	1 DEC17	106.9250	109.3000		950.00CR
05SEP17	2 DEC17	107.6000	109.3000		1,360.00CR
05SEP17	2 DEC17	109.6000	109.3000		240.00DR
05SEP17	2 DEC17	109.6000	109.3000		240.00DR
05SEP17	1 DEC17	109.6000	109.3000		120.00DR
05SEP17	1 DEC17	111.7000	109.3000		960.00DR
05SEP17	1 DEC17	111.7000	109.3000		960.00DR
05SEP17	1 DEC17	111.7000	109.3000		960.00DR
05SEP17	1 DEC17	109.6000	109.3000		120.00DR
05SEP17	1 FEB18	113.1000	113.2750		70.00CR
05SEP17	1 FEB18	113.1000	113.2750		70.00CR
05SEP17	3 FEB18	113.1000	113.2750		210.00CR
05SEP17	1 FEB18	113.1000	113.2750		70.00CR
05SEP17	1 FEB18	113.1000	113.2750		70.00CR
05SEP17	1 FEB18	113.1000	113.2750		70.00CR
05SEP17	1 FEB18	113.1000	113.2750		70.00CR
05SEP17	2 FEB18	113.1000	113.2750		140.00CR
05SEP17	1 FEB18	113.1000	113.2750		70.00CR
05SEP17	1 FEB18	113.1000	113.2750		70.00CR
05SEP17	1 FEB18	113.1250	113.2750		60.00CR
05SEP17	1 FEB18	113.1250	113.3000		70.00CR
05SEP17	2 APR18	114.1250	114.1500		20.00CR
05SEP17	1 APR18	114.1250	114.1500		10.00CR
05SEP17	1 APR18	114.1250	114.9500		330.00CR
05SEP17	1 APR18	114.1250	114.7250		240.00CR
05SEP17	1 APR18	114.1250	114.8750		300.00CR
05SEP17	2 APR18	114.1250	112.8750		1,000.00DR
05SEP17	1 APR18	114.1250	112.8750		500.00DR
05SEP17	1 APR18	114.1250	112.8750		500.00DR
05SEP17	2 APR18	114.1250	112.8750		1,000.00DR
05SEP17	2 APR18	114.1250	112.8750		1,000.00DR

TRADING ADVICE AND SETTLEMENT STATEMENT



SAPIEN CAPITAL LIMITED CLIENT ACC
.

SAP094AC
5th September 2017
COB GLOBAL

Sapien Capital Limited
Suite A, 105 Piccadilly
London W1J 7NJ UK
+44 (0) 20 7340 9081
backoffice@sapiencap.com

AUTHORISED AND REGULATED BY THE
FINANCIAL CONDUCT AUTHORITY

USD US DOLLARS

Date	Description	Bought Price	Sold Price	Commission and Fees	Amount Posted
05SEP17	1 APR18	114.1500	112.9000		500.00DR
05SEP17	1 JUN18	108.3250	109.6250		520.00CR
05SEP17	1 JUN18	108.3250	109.8500		610.00CR
05SEP17	1 JUN18	108.3250	107.7250		240.00DR
	CME Feeder Cattle 500 CME				
05SEP17	1 SEP17	139.4500	141.8500		1,200.00CR
05SEP17	1 SEP17	138.5750	142.0250		1,725.00CR
05SEP17	1 SEP17	145.4500	142.0250		1,712.50DR
05SEP17	1 SEP17	145.8250	142.0250		1,900.00DR
05SEP17	1 SEP17	141.8750	142.0250		75.00CR
05SEP17	1 OCT17	142.2500	142.1500		50.00DR
05SEP17	1 OCT17	142.3000	142.1500		75.00DR
05SEP17	1 OCT17	142.3000	142.0500		125.00DR
05SEP17	1 OCT17	142.3000	146.3750		2,037.50CR
05SEP17	1 OCT17	142.3000	142.6250		162.50CR
	<u>TOTALS</u>				
	BROUGHT FORWARD BALANCE				59,450.42DR
	SETTLEMENTS				
	CME Feeder Cattle Futures				1,337.50CR
	CME Cattle Futures				750.00CR
	COMMISSIONS				253.44DR
	CARRIED FORWARD BALANCE				57,616.36DR

TRADING ADVICE AND SETTLEMENT STATEMENT



SAPIEN CAPITAL LIMITED CLIENT ACC
.

SAP094AD
5th September 2017
COB GLOBAL

Sapien Capital Limited
Suite A, 105 Piccadilly
London W1J 7NJ UK
+44 (0) 20 7340 9081
backoffice@sapiencap.com

AUTHORISED AND REGULATED BY THE
FINANCIAL CONDUCT AUTHORITY

USD US DOLLARS

Date	Description	Bought Price	Sold Price	Commission and Fees	Amount Posted
05SEP17	<u>BUSINESS DONE TODAY</u> CME Cattle 400 CME S 11 DEC17 Commission GX		109.8000	31.68DR	31.68DR
	<u>TOTALS</u> BROUGHT FORWARD BALANCE COMMISSIONS CARRIED FORWARD BALANCE				 120,803.85DR 31.68DR 120,835.53DR

TRADING ADVICE AND SETTLEMENT STATEMENT



SAPIEN CAPITAL LIMITED CLIENT ACC
.

SAP094AL
5th September 2017
COB GLOBAL


Sapien Capital Limited
Suite A, 105 Piccadilly
London W1J 7NJ UK
+44 (0) 20 7340 9081
backoffice@sapiencap.com

AUTHORISED AND REGULATED BY THE
FINANCIAL CONDUCT AUTHORITY

USD US DOLLARS

Date	Description	Bought Price	Sold Price	Commission and Fees	Amount Posted
	<u>BUSINESS DONE TODAY</u>				
05SEP17	NYM Light Sweet Crude Oil 1,000 NYM S 2 OCT17 GX		47.40	4.46DR	
05SEP17	CMX Gold 100 CMX S 1 DEC17 GX Commission		1342.1	2.23DR	6.69DR
	<u>SETTLEMENTS</u>				
05SEP17	NYM Light Sweet Crude Oil 1,000 NYM 1 OCT17	46.89	47.40		510.00CR
05SEP17	1 OCT17	46.88	47.40		520.00CR
	<u>TOTALS</u>				
	BROUGHT FORWARD BALANCE				1,065.38DR
	SETTLEMENTS				
	NYM Light Sweet Crude Oil Futures				1,030.00CR
	COMMISSIONS				6.69DR
	CARRIED FORWARD BALANCE				42.07DR

TRADING ADVICE AND SETTLEMENT STATEMENT



SAPIEN CAPITAL LIMITED
SAP0094
SUITE A, 105 PICCADILLY
LONDON
W1J 7NJ

SAPG0094

5th Sep 2017

COB Global

MACQUARIE BANK LIMITED LONDON BRANCH
ROPEMAKER PLACE 28 ROPEMAKER STREET
LONDON EC2Y 9HD PHONE (44) 20 3037 4343

Authorised and regulated by the Australian Prudential Regulation Authority. Authorised by the Prudential Regulation Authority. Subject to regulation by the Financial Conduct Authority and limited regulation by the Prudential Regulation Authority. Details about the extent of our regulation by the Prudential Regulation Authority are available from us on request.

USD US DOLLARS

Date	Description	Commission and Fees	Amount Posted
	<u>TOTALS</u>		
	BROUGHT FORWARD BALANCE		7,540,263.79CR
	SETTLEMENTS		
	CME Cattle Futures		750.00CR
	CME Feeder Cattle Futures		1,337.50CR
	CMX Copper Futures		8,525.00DR
	CMX Gold Futures		40,320.00CR
	CMX Silver Futures		12,125.00CR
	LME Aluminium 25 Tonnes. This is an Futures		57,469.75CR
	LME Copper Grade A 25 tonnes. This Futures		27,840.00CR
	LME Lead 25 tonnes. This is an Futures		95,231.25CR
	LME Nickel 6 tonnes. This is an LME Futures		4,590.96DR
	LME Tin 5 tonnes. This is an LME Futures		19,789.50DR
	LME Zinc 25 tonnes. This is an LME Futures		703,087.00DR
	NYM Light Sweet Crude Oil Futures		29,880.00CR
	COMMISSIONS		5,842.38DR
	CARRIED FORWARD BALANCE		7,063,382.45CR

TRADING ADVICE AND SETTLEMENT STATEMENT



SAPIEN CAPITAL LIMITED CLIENT ACC
.

SAP0096
5th September 2017
COB GLOBAL

Sapien Capital Limited
Suite A, 105 Piccadilly
London W1J 7NJ UK
+44 (0) 20 7340 9081
backoffice@sapiencap.com

AUTHORISED AND REGULATED BY THE
FINANCIAL CONDUCT AUTHORITY

USD US DOLLARS

Date	Description	Bought Price	Sold Price	Commission and Fees	Amount Posted
	<u>INTER ACCOUNT TRANSFER</u>				
05SEP17	SAP0096 to SAP0096F				28,519.45DR
05SEP17	SAP0096 to SAP0096				128,897.70DR
05SEP17	SAP0096 to SAP0096A				20.50DR
05SEP17	SAP0096 to SAP0096ABDGCX				25,944.10DR
05SEP17	SAP0096 to SAP0096C				8,714.95DR
05SEP17	SAP0096 to SAP0096D				54.00DR
05SEP17	SAP0096 to SAP0096E				38.50DR
05SEP17	SAP0096 to SAP0096G				21,444.20DR
05SEP17	SAP0096 to SAP0096I				305.00DR
05SEP17	SAP0096 to SAP0096J				301.65DR
05SEP17	SAP0096 to SAP0096S				94,575.75DR
05SEP17	SAP0096 to SAP0096S DGCX				42,324.15DR
05SEP17	SAP0096 to SAP096AB				581.12DR
05SEP17	SAP0096 to SAP096AB				1,885.58DR
05SEP17	SAP0096B to SAP0096B				244,021.40DR
05SEP17	SAP0096H to SAP0096				22,755.05CR
05SEP17	SAP0096Y to SAP0096				7,174.89CR
05SEP17	SAP096 /SAP0096AF				2,446.04DR
05SEP17	SAP096/ SAP0096AE				4,077.33DR
05SEP17	SAP096AA DGCX to SAP0096				594.72CR
05SEP17	SAP096AC to SAP0096				6,335.48CR
05SEP17	SAP096AD to SAP0096				2,749.64CR
05SEP17	SAP096AG to SAP0096				152,137.06CR
	<u>TOTALS</u>				
	BROUGHT FORWARD BALANCE				1,423,693.07CR
	CASH PAYMENTS/RECEIPTS				412,404.58DR
	CARRIED FORWARD BALANCE				1,011,288.49CR

TRADING ADVICE AND SETTLEMENT STATEMENT



SAPIEN CAPITAL LIMITED CLIENT ACC
.

SAP0096A
5th September 2017
COB GLOBAL

Sapien Capital Limited
Suite A, 105 Piccadilly
London W1J 7NJ UK
+44 (0) 20 7340 9081
backoffice@sapiencap.com

AUTHORISED AND REGULATED BY THE
FINANCIAL CONDUCT AUTHORITY

USD US DOLLARS

Date	Description	Bought Price	Sold Price	Commission and Fees	Amount Posted
05JUN17	<u>MATCH OUTS</u> LME Tin 5 tonnes. This is an LME registered client contract 1 05SEP17	20125.00	20145.00		100.00CR
05SEP17	<u>INTER ACCOUNT TRANSFER</u> SAP0096 to SAP0096A				20.50CR
	<u>TOTALS</u>				
	BROUGHT FORWARD BALANCE				142.00CR
	SETTLEMENTS				
	LME Tin 5 tonnes. This is an LME Futures				100.00CR
	CASH PAYMENTS/RECEIPTS				20.50CR
	CARRIED FORWARD BALANCE				262.50CR

TRADING ADVICE AND SETTLEMENT STATEMENT



SAPIEN CAPITAL LIMITED CLIENT ACC
.

SAP0096B
5th September 2017
COB GLOBAL

Sapien Capital Limited
Suite A, 105 Piccadilly
London W1J 7NJ UK
+44 (0) 20 7340 9081
backoffice@sapiencap.com

AUTHORISED AND REGULATED BY THE
FINANCIAL CONDUCT AUTHORITY

USD US DOLLARS

Date	Description	Bought Price	Sold Price	Commission and Fees	Amount Posted
05SEP17	<u>INTER ACCOUNT TRANSFER</u> SAP0096B to SAP0096B				244,021.40CR
	<u>TOTALS</u>				
	BROUGHT FORWARD BALANCE				263,374.90CR
	CASH PAYMENTS/RECEIPTS				244,021.40CR
	CARRIED FORWARD BALANCE				507,396.30CR

TRADING ADVICE AND SETTLEMENT STATEMENT



SAPIEN CAPITAL LIMITED CLIENT ACC
.

SAP0096C
5th September 2017
COB GLOBAL

Sapien Capital Limited
Suite A, 105 Piccadilly
London W1J 7NJ UK
+44 (0) 20 7340 9081
backoffice@sapiencap.com

AUTHORISED AND REGULATED BY THE
FINANCIAL CONDUCT AUTHORITY

USD US DOLLARS

Date	Description	Bought Price	Sold Price	Commission and Fees	Amount Posted
05SEP17	<u>INTER ACCOUNT TRANSFER</u> SAP0096 to SAP0096C				8,714.95CR
	<u>TOTALS</u>				
	BROUGHT FORWARD BALANCE				7,116.70DR
	CASH PAYMENTS/RECEIPTS				8,714.95CR
	CARRIED FORWARD BALANCE				1,598.25CR

TRADING ADVICE AND SETTLEMENT STATEMENT



SAPIEN CAPITAL LIMITED CLIENT ACC
.

SAP0096D

5th September 2017

COB GLOBAL

Sapien Capital Limited
Suite A, 105 Piccadilly
London W1J 7NJ UK
+44 (0) 20 7340 9081
backoffice@sapiencap.com

AUTHORISED AND REGULATED BY THE
FINANCIAL CONDUCT AUTHORITY

USD US DOLLARS

Date	Description	Bought Price	Sold Price	Commission and Fees	Amount Posted
	<u>MATCH OUTS</u>				
22JUN17	LME Copper Grade A 25 tonnes. This is a LME registered client contract 1 05SEP17	5741.40	5647.00		2,360.00DR
22JUN17	LME Nickel 6 tonnes. This is an LME registered client contract 1 05SEP17	8860.00	9011.57		909.42CR
05JUN17	LME Tin 5 tonnes. This is an LME registered client contract 1 05SEP17	20125.00	20140.00		75.00CR
22JUN17	1 05SEP17	19265.48	20185.00		4,597.60CR
	<u>INTER ACCOUNT TRANSFER</u>				
05SEP17	SAP0096 to SAP0096D				54.00CR
	<u>TOTALS</u>				
	BROUGHT FORWARD BALANCE				1,007.17DR
	SETTLEMENTS				
	LME Tin 5 tonnes. This is an LME Futures				4,672.60CR
	LME Copper Grade A 25 tonnes. This Futures				2,360.00DR
	LME Nickel 6 tonnes. This is an LME Futures				909.42CR
	CASH PAYMENTS/RECEIPTS				54.00CR
	CARRIED FORWARD BALANCE				2,268.85CR

TRADING ADVICE AND SETTLEMENT STATEMENT



SAPIEN CAPITAL LIMITED CLIENT ACC
.

SAP0096E

5th September 2017

COB GLOBAL

Sapien Capital Limited
Suite A, 105 Piccadilly
London W1J 7NJ UK
+44 (0) 20 7340 9081
backoffice@sapiencap.com

AUTHORISED AND REGULATED BY THE
FINANCIAL CONDUCT AUTHORITY

USD US DOLLARS

Date	Description	Bought Price	Sold Price	Commission and Fees	Amount Posted
	<u>MATCH OUTS</u>				
	LME Tin 5 tonnes. This is an LME registered client contract				
05JUN17	1 05SEP17	20175.00	20155.00		100.00DR
05JUN17	1 05SEP17	20125.00	20120.00		25.00DR
05JUN17	1 05SEP17	20130.00	20090.00		200.00DR
05JUN17	1 05SEP17	20110.00	20090.00		100.00DR
05JUN17	1 05SEP17	20150.00	20130.00		100.00DR
22JUN17	1 05SEP17	20230.00	19264.48		4,827.60DR
	<u>INTER ACCOUNT TRANSFER</u>				
05SEP17	SAP0096 to SAP0096E				38.50CR
	<u>TOTALS</u>				
	BROUGHT FORWARD BALANCE				6,789.10CR
	SETTLEMENTS				
	LME Tin 5 tonnes. This is an LME Futures				5,352.60DR
	CASH PAYMENTS/RECEIPTS				38.50CR
	CARRIED FORWARD BALANCE				1,475.00CR

TRADING ADVICE AND SETTLEMENT STATEMENT



SAPIEN CAPITAL LIMITED CLIENT ACC
.

SAP0096F

5th September 2017

COB GLOBAL

Sapien Capital Limited
Suite A, 105 Piccadilly
London W1J 7NJ UK
+44 (0) 20 7340 9081
backoffice@sapiencap.com

AUTHORISED AND REGULATED BY THE
FINANCIAL CONDUCT AUTHORITY

USD US DOLLARS

Date	Description	Bought Price	Sold Price	Commission and Fees	Amount Posted
	<u>MATCH OUTS</u>				
	LME Aluminium 25 Tonnes. This is an LME registered client contract.				
05JUN17	1 05SEP17	1910.00	1918.50		212.50CR
05JUN17	1 05SEP17	1910.00	1918.50		212.50CR
05JUN17	1 05SEP17	1909.50	1918.50		225.00CR
	LME Lead 25 tonnes. This is an LME registered client contract				
05JUN17	1 05SEP17	2094.50	2108.00		337.50CR
05JUN17	1 05SEP17	2094.50	2107.00		312.50CR
05JUN17	1 05SEP17	2094.50	2106.00		287.50CR
	LME Nickel 6 tonnes. This is an LME registered client contract				
07JUN17	1 05SEP17	8810.00	8885.00		450.00CR
	LME Tin 5 tonnes. This is an LME registered client contract				
07JUN17	1 05SEP17	20085.00	19311.14		3,869.30DR
	LME Zinc 25 tonnes. This is an LME registered client contract				
05JUN17	1 05SEP17	2492.50	2497.50		125.00CR
05JUN17	1 05SEP17	2492.50	2498.50		150.00CR
	<u>INTER ACCOUNT TRANSFER</u>				
05SEP17	SAP0096 to SAP0096F				28,519.45CR
	<u>TOTALS</u>				
	BROUGHT FORWARD BALANCE				54,747.95DR
	SETTLEMENTS				
	LME Tin 5 tonnes. This is an LME Futures				3,869.30DR
	LME Lead 25 tonnes. This is an Futures				937.50CR
	LME Zinc 25 tonnes. This is an LME Futures				275.00CR
	LME Nickel 6 tonnes. This is an LME Futures				450.00CR
	LME Aluminium 25 Tonnes. This is an Futures				650.00CR
	CASH PAYMENTS/RECEIPTS				28,519.45CR
	CARRIED FORWARD BALANCE				27,785.30DR

TRADING ADVICE AND SETTLEMENT STATEMENT



SAPIEN CAPITAL LIMITED CLIENT ACC
.

SAP0096G

5th September 2017

COB GLOBAL

Sapien Capital Limited
Suite A, 105 Piccadilly
London W1J 7NJ UK
+44 (0) 20 7340 9081
backoffice@sapiencap.com

AUTHORISED AND REGULATED BY THE
FINANCIAL CONDUCT AUTHORITY

USD US DOLLARS

Date	Description	Bought Price	Sold Price	Commission and Fees	Amount Posted
05SEP17	<u>INTER ACCOUNT TRANSFER</u> SAP0096 to SAP0096G				21,444.20CR
	<u>TOTALS</u>				
	BROUGHT FORWARD BALANCE				31,205.70DR
	CASH PAYMENTS/RECEIPTS				21,444.20CR
	CARRIED FORWARD BALANCE				9,761.50DR

TRADING ADVICE AND SETTLEMENT STATEMENT



SAPIEN CAPITAL LIMITED CLIENT ACC
.

SAP0096J
5th September 2017
COB GLOBAL

Sapien Capital Limited
Suite A, 105 Piccadilly
London W1J 7NJ UK
+44 (0) 20 7340 9081
backoffice@sapiencap.com

AUTHORISED AND REGULATED BY THE
FINANCIAL CONDUCT AUTHORITY

USD US DOLLARS

Date	Description	Bought Price	Sold Price	Commission and Fees	Amount Posted
05SEP17	<u>INTER ACCOUNT TRANSFER</u> SAP0096 to SAP0096J				301.65CR
<u>TOTALS</u>					
	BROUGHT FORWARD BALANCE				17,286.55DR
	CASH PAYMENTS/RECEIPTS				301.65CR
	CARRIED FORWARD BALANCE				16,984.90DR

TRADING ADVICE AND SETTLEMENT STATEMENT



SAPIEN CAPITAL LIMITED CLIENT ACC
.

SAP0096S
5th September 2017
COB GLOBAL

Sapien Capital Limited
Suite A, 105 Piccadilly
London W1J 7NJ UK
+44 (0) 20 7340 9081
backoffice@sapiencap.com

AUTHORISED AND REGULATED BY THE
FINANCIAL CONDUCT AUTHORITY

USD US DOLLARS

Date	Description	Bought Price	Sold Price	Commission and Fees	Amount Posted
	<u>BUSINESS DONE TODAY</u>				
	LME Zinc 25 tonnes. This is an LME registered client contract				
05SEP17	B 1 05DEC17 DMA EL	3203.00		5.00DR	
05SEP17	B 2 05DEC17 DMA EL	3195.50		10.00DR	
05SEP17	B 5 05DEC17 DMA EL	3190.00		25.00DR	
05SEP17	B 7 05DEC17 DMA EL	3200.00		35.00DR	
	Commission				75.00DR
	<u>MATCH OUTS</u>				
	LME Tin 5 tonnes. This is an LME registered client contract				
05JUN17	1 05SEP17	20235.00	20240.00		25.00CR
05JUN17	1 05SEP17	20240.00	20235.00		25.00DR
22JUN17	1 05SEP17	20245.00	19264.48		4,902.60DR
22JUN17	2 05SEP17	20230.00	19264.48		9,655.20DR
	<u>INTER ACCOUNT TRANSFER</u>				
05SEP17	SAP0096 to SAP0096S				94,575.75CR
	<u>TOTALS</u>				
	BROUGHT FORWARD BALANCE				11,322.80CR
	SETTLEMENTS				
	LME Tin 5 tonnes. This is an LME Futures				14,557.80DR
	CASH PAYMENTS/RECEIPTS				94,575.75CR
	COMMISSIONS				75.00DR
	CARRIED FORWARD BALANCE				91,265.75CR

TRADING ADVICE AND SETTLEMENT STATEMENT



SAPIEN CAPITAL LIMITED CLIENT ACC
.

SAP0096V
5th September 2017
COB GLOBAL

Sapien Capital Limited
Suite A, 105 Piccadilly
London W1J 7NJ UK
+44 (0) 20 7340 9081
backoffice@sapiencap.com

AUTHORISED AND REGULATED BY THE
FINANCIAL CONDUCT AUTHORITY

USD US DOLLARS

Date	Description	Bought Price	Sold Price	Commission and Fees	Amount Posted
	<u>MATCH OUTS</u>				
	LME Lead 25 tonnes. This is an LME registered client contract				
31AUG17	1 05SEP17	2367.75	2109.50		6,456.25DR
	<u>TOTALS</u>				
	BROUGHT FORWARD BALANCE				37,468.99CR
	SETTLEMENTS				
	LME Lead 25 tonnes. This is an Futures				6,456.25DR
	CARRIED FORWARD BALANCE				31,012.74CR

TRADING ADVICE AND SETTLEMENT STATEMENT



SAPIEN CAPITAL LIMITED CLIENT ACC
.

SAP0096W

5th September 2017

COB GLOBAL

Sapien Capital Limited
Suite A, 105 Piccadilly
London W1J 7NJ UK
+44 (0) 20 7340 9081
backoffice@sapiencap.com

AUTHORISED AND REGULATED BY THE
FINANCIAL CONDUCT AUTHORITY

USD US DOLLARS

Date	Description	Bought Price	Sold Price	Commission and Fees	Amount Posted
	<u>BUSINESS DONE TODAY</u>				
	CME Cattle 400 CME				
05SEP17	B 4 OCT17 II	104.8250		11.40DR	
05SEP17	S 4 OCT17 II		104.4750	11.40DR	
05SEP17	S 1 OCT17 II		104.4000	2.85DR	
05SEP17	S 5 OCT17 II		104.3750	14.25DR	
05SEP17	S 4 DEC17 II		109.7000	11.40DR	
05SEP17	B 4 DEC17 II	109.4500		11.40DR	
05SEP17	B 4 DEC17 II	109.3500		11.40DR	
05SEP17	B 1 DEC17 II	109.3250		2.85DR	
05SEP17	B 1 DEC17 II	109.3000		2.85DR	
05SEP17	S 7 DEC17 II		109.3250	19.95DR	
05SEP17	S 2 DEC17 II		109.2500	5.70DR	
05SEP17	S 10 DEC17 II		109.3000	28.50DR	
05SEP17	B 7 FEB18 II	113.1250		19.95DR	
05SEP17	B 6 APR18 II	113.9750		17.10DR	
05SEP17	B 2 JUN18 II	108.0750		5.70DR	
05SEP17	B 4 JUN18 II	108.1250		11.40DR	
	CME Feeder Cattle 500 CME				
05SEP17	S 4 OCT17 II		143.5000	11.40DR	
05SEP17	B 1 NOV17 II	143.2000		2.85DR	
05SEP17	B 4 NOV17 II	143.7500		11.40DR	
05SEP17	S 1 JAN18 II		141.0500	2.85DR	
	Commission				216.60DR
	<u>SETTLEMENTS</u>				
	CME Cattle 400 CME				
05SEP17	1 OCT17	104.8250	104.4750		140.00DR
05SEP17	3 OCT17	104.8250	104.4750		420.00DR
05SEP17	1 OCT17	111.2500	104.3750		2,750.00DR
05SEP17	1 OCT17	111.1500	104.3750		2,710.00DR
05SEP17	1 OCT17	105.3000	104.3750		370.00DR
05SEP17	1 OCT17	105.3000	104.3750		370.00DR
05SEP17	1 OCT17	105.3000	104.4000		360.00DR
05SEP17	1 OCT17	105.3000	104.3750		370.00DR
05SEP17	1 DEC17	109.4500	109.7000		100.00CR
05SEP17	1 DEC17	109.4500	109.7000		100.00CR
05SEP17	2 DEC17	109.4500	109.7000		200.00CR
05SEP17	3 DEC17	109.3500	109.3250		30.00DR
05SEP17	1 DEC17	109.3500	109.3250		10.00DR
05SEP17	1 DEC17	109.3250	109.3250		0.00
05SEP17	1 DEC17	109.3000	109.3250		10.00CR
05SEP17	1 DEC17	115.1750	109.3250		2,340.00DR
05SEP17	2 DEC17	115.2750	109.3000		4,780.00DR
05SEP17	1 DEC17	115.3000	109.3000		2,400.00DR
05SEP17	1 DEC17	115.3000	109.3000		2,400.00DR
05SEP17	1 DEC17	115.5500	109.3000		2,500.00DR
05SEP17	1 DEC17	115.5500	109.3000		2,500.00DR
05SEP17	2 DEC17	108.2250	109.2500		820.00CR
05SEP17	1 DEC17	111.7000	109.3000		960.00DR
05SEP17	1 DEC17	111.7000	109.3000		960.00DR
05SEP17	1 DEC17	111.7000	109.3000		960.00DR
05SEP17	1 DEC17	111.7000	109.3000		960.00DR
05SEP17	1 FEB18	113.1250	117.0750		1,580.00CR
05SEP17	2 FEB18	113.1250	116.6500		2,820.00CR
05SEP17	1 FEB18	113.1250	116.9750		1,540.00CR
05SEP17	1 FEB18	113.1250	116.9750		1,540.00CR
05SEP17	1 FEB18	113.1250	116.9500		1,530.00CR
05SEP17	1 FEB18	113.1250	115.0500		770.00CR
05SEP17	1 APR18	113.9750	115.1500		470.00CR
05SEP17	2 APR18	113.9750	113.0750		720.00DR

TRADING ADVICE AND SETTLEMENT STATEMENT



SAPIEN CAPITAL LIMITED CLIENT ACC
.

SAP0096W
5th September 2017
COB GLOBAL

Sapien Capital Limited
Suite A, 105 Piccadilly
London W1J 7NJ UK
+44 (0) 20 7340 9081
backoffice@sapiencap.com

AUTHORISED AND REGULATED BY THE
FINANCIAL CONDUCT AUTHORITY

USD US DOLLARS

Date	Description	Bought Price	Sold Price	Commission and Fees	Amount Posted
05SEP17	2 APR18	113.9750	113.0750		720.00DR
05SEP17	1 APR18	113.9750	113.0750		360.00DR
05SEP17	1 JUN18	108.0750	108.7000		250.00CR
05SEP17	1 JUN18	108.0750	109.9250		740.00CR
05SEP17	1 JUN18	108.1250	109.7500		650.00CR
05SEP17	1 JUN18	108.1250	109.6500		610.00CR
05SEP17	1 JUN18	108.1250	109.7500		650.00CR
05SEP17	1 JUN18	108.1250	105.9750		860.00DR
	CME Feeder Cattle 500 CME				
05SEP17	1 OCT17	139.8250	143.5000		1,837.50CR
05SEP17	1 OCT17	139.7000	143.5000		1,900.00CR
05SEP17	1 OCT17	139.9000	143.5000		1,800.00CR
05SEP17	1 OCT17	139.5500	143.5000		1,975.00CR
	<u>TOTALS</u>				
	BROUGHT FORWARD BALANCE				42,131.40CR
	SETTLEMENTS				
	CME Feeder Cattle Futures				7,512.50CR
	CME Cattle Futures				16,570.00DR
	COMMISSIONS				216.60DR
	CARRIED FORWARD BALANCE				32,857.30CR

TRADING ADVICE AND SETTLEMENT STATEMENT



SAPIEN CAPITAL LIMITED CLIENT ACC
.

SAP0096X

5th September 2017

COB GLOBAL

Sapien Capital Limited
Suite A, 105 Piccadilly
London W1J 7NJ UK
+44 (0) 20 7340 9081
backoffice@sapiencap.com

AUTHORISED AND REGULATED BY THE
FINANCIAL CONDUCT AUTHORITY

USD US DOLLARS

Date	Description	Bought Price	Sold Price	Commission and Fees	Amount Posted
	<u>BUSINESS DONE TODAY</u>				
	CME Cattle 400 CME				
05SEP17	S 4 APR18 II		114.0250	11.40DR	
05SEP17	S 6 APR18 II		114.0000	17.10DR	
05SEP17	B 4 JUN18 II	108.2750		11.40DR	
05SEP17	B 6 JUN18 II	108.2500		17.10DR	
	Commission				57.00DR
	<u>SETTLEMENTS</u>				
	CME Cattle 400 CME				
05SEP17	2 APR18	111.2750	114.0000		2,180.00CR
05SEP17	1 APR18	111.3000	114.0000		1,080.00CR
05SEP17	1 APR18	111.4500	114.0000		1,020.00CR
05SEP17	1 APR18	111.4500	114.0250		1,030.00CR
05SEP17	1 APR18	111.4500	114.0000		1,020.00CR
05SEP17	1 APR18	111.4500	114.0250		1,030.00CR
05SEP17	1 APR18	111.4500	114.0250		1,030.00CR
05SEP17	1 APR18	111.4500	114.0000		1,020.00CR
05SEP17	1 JUN18	108.2500	107.0000		500.00DR
05SEP17	1 JUN18	108.2500	107.0000		500.00DR
05SEP17	1 JUN18	108.2500	107.0000		500.00DR
05SEP17	1 JUN18	108.2500	107.0000		500.00DR
05SEP17	1 JUN18	108.2750	107.0000		510.00DR
05SEP17	1 JUN18	108.2500	107.0000		500.00DR
05SEP17	1 JUN18	108.2500	107.0000		500.00DR
05SEP17	1 JUN18	108.2750	107.0000		510.00DR
05SEP17	1 JUN18	108.2750	107.0000		510.00DR
05SEP17	1 JUN18	108.2750	107.0000		510.00DR
05SEP17	1 JUN18	108.2500	107.0000		500.00DR
	<u>TOTALS</u>				
	BROUGHT FORWARD BALANCE				76,115.40CR
	SETTLEMENTS				
	CME Cattle Futures				5,400.00CR
	COMMISSIONS				57.00DR
	CARRIED FORWARD BALANCE				81,458.40CR

TRADING ADVICE AND SETTLEMENT STATEMENT



SAPIEN CAPITAL LIMITED CLIENT ACC

SAP0096Y

5th September 2017

COB GLOBAL

Sapien Capital Limited
Suite A, 105 Piccadilly
London W1J 7NJ UK
+44 (0) 20 7340 9081
backoffice@sapiencap.com

AUTHORISED AND REGULATED BY THE
FINANCIAL CONDUCT AUTHORITY

USD US DOLLARS

Date	Description	Bought Price	Sold Price	Commission and Fees	Amount Posted
	<u>MATCH OUTS</u>				
	LME Aluminium 25 Tonnes. This is an LME registered client contract.				
05JUN17	1 05SEP17	1907.50	1922.00		362.50CR
05JUN17	1 05SEP17	1905.50	1922.00		412.50CR
05JUN17	1 05SEP17	1905.00	1924.00		475.00CR
05JUN17	1 05SEP17	1905.00	1922.00		425.00CR
05JUN17	1 05SEP17	1904.50	1930.00		637.50CR
05JUN17	1 05SEP17	1904.50	1922.50		450.00CR
16JUN17	2 05SEP17	1865.45	1916.00		2,527.50CR
16JUN17	1 05SEP17	1865.45	1915.50		1,251.25CR
	LME Copper Grade A 25 tonnes. This is a LME registered client contract				
16JUN17	1 05SEP17	5636.00	5659.41		585.25CR
	LME Lead 25 tonnes. This is an LME registered client contract				
07JUN17	1 05SEP17	2101.00	2061.48		988.00DR
	LME Nickel 6 tonnes. This is an LME registered client contract				
09JUN17	1 05SEP17	8880.00	8978.16		588.96CR
	LME Zinc 25 tonnes. This is an LME registered client contract				
05JUN17	1 05SEP17	2496.50	2534.50		950.00CR
05JUN17	1 05SEP17	2489.50	2535.50		1,150.00CR
05JUN17	1 05SEP17	2481.50	2537.00		1,387.50CR
05JUN17	1 05SEP17	2489.50	2534.50		1,125.00CR
05JUN17	1 05SEP17	2488.00	2539.00		1,275.00CR
05JUN17	1 05SEP17	2491.00	2537.50		1,162.50CR
07JUN17	1 05SEP17	2446.87	2537.00		2,253.25CR
07JUN17	1 05SEP17	2446.87	2540.00		2,328.25CR
07JUN17	1 05SEP17	2446.87	2541.00		2,353.25CR
	<u>INTER ACCOUNT TRANSFER</u>				
05SEP17	SAP0096 to SAP0096				128,897.70CR
05SEP17	SAP0096Y to SAP0096				7,174.89DR
	<u>TOTALS</u>				
	BROUGHT FORWARD BALANCE				232,909.93DR
	SETTLEMENTS				
	LME Lead 25 tonnes. This is an Futures				988.00DR
	LME Copper Grade A 25 tonnes. This Futures				585.25CR
	LME Zinc 25 tonnes. This is an LME Futures				13,984.75CR
	LME Nickel 6 tonnes. This is an LME Futures				588.96CR
	LME Aluminium 25 Tonnes. This is an Futures				6,541.25CR
	CASH PAYMENTS/RECEIPTS				121,722.81CR
	CARRIED FORWARD BALANCE				90,474.91DR

TRADING ADVICE AND SETTLEMENT STATEMENT



SAPIEN CAPITAL LIMITED CLIENT ACC
.

SAP096AA

5th September 2017

COB GLOBAL

Sapien Capital Limited
Suite A, 105 Piccadilly
London W1J 7NJ UK
+44 (0) 20 7340 9081
backoffice@sapiencap.com

AUTHORISED AND REGULATED BY THE
FINANCIAL CONDUCT AUTHORITY

USD US DOLLARS

Date	Description	Bought Price	Sold Price	Commission and Fees	Amount Posted
	<u>BUSINESS DONE TODAY</u>				
	NYM Light Sweet Crude Oil 1,000 NYM				
05SEP17	S 2 OCT17 II		47.75	5.70DR	
05SEP17	S 2 OCT17 II		48.41	5.70DR	
05SEP17	S 2 OCT17 II		48.43	5.70DR	
05SEP17	S 2 OCT17 II		48.46	5.70DR	
05SEP17	S 2 OCT17 II		48.56	5.70DR	
05SEP17	S 2 OCT17 II		48.66	5.70DR	
05SEP17	S 2 OCT17 II		48.63	5.70DR	
	LME Copper Grade A 25 tonnes. This is a LME registered client contract				
05SEP17	B 1 05DEC17 DMA EL	6855.00		5.50DR	
	CMX Copper 25,000 CMX				
05SEP17	B 2 DEC17 II	314.950		5.70DR	
05SEP17	B 2 DEC17 II	316.400		5.70DR	
05SEP17	S 2 DEC17 II		316.400	5.70DR	
05SEP17	S 2 DEC17 II		312.650	5.70DR	
	LME Zinc 25 tonnes. This is an LME registered client contract				
05SEP17	S 14 03OCT17 IFC UD		3137.00	37.80DR	
05SEP17	B 14 30NOV17 IFC UD	3139.63		37.80DR	
	Commission				143.80DR
	<u>SETTLEMENTS</u>				
	NYM Light Sweet Crude Oil 1,000 NYM				
05SEP17	2 OCT17	46.18	47.75		3,140.00CR
05SEP17	2 OCT17	46.18	48.41		4,460.00CR
05SEP17	2 OCT17	46.18	48.43		4,500.00CR
05SEP17	2 OCT17	46.18	48.46		4,560.00CR
05SEP17	1 OCT17	46.18	48.56		2,380.00CR
05SEP17	1 OCT17	46.17	48.56		2,390.00CR
05SEP17	2 OCT17	46.72	48.66		3,880.00CR
05SEP17	2 OCT17	46.72	48.63		3,820.00CR
	CMX Copper 25,000 CMX				
05SEP17	2 DEC17	314.950	316.400		725.00CR
05SEP17	2 DEC17	316.400	312.650		1,875.00DR
	<u>MATCH OUTS</u>				
	LME Lead 25 tonnes. This is an LME registered client contract				
17AUG17	9 05SEP17	2394.50	2501.86		24,156.00CR
	LME Nickel 6 tonnes. This is an LME registered client contract				
26JUL17	1 05SEP17	8875.00	10017.14		6,852.84CR
26JUL17	1 05SEP17	8865.00	10017.14		6,912.84CR
	LME Zinc 25 tonnes. This is an LME registered client contract				
29AUG17	2 05SEP17	3104.96	3113.30		417.00CR
29AUG17	2 05SEP17	3104.96	3113.30		417.00CR
29AUG17	12 05SEP17	3104.96	3113.50		2,562.00CR
29AUG17	4 05SEP17	3104.96	3113.50		854.00CR
	<u>TOTALS</u>				
	BROUGHT FORWARD BALANCE				7,391.02CR
	SETTLEMENTS				

TRADING ADVICE AND SETTLEMENT STATEMENT



SAPIEN CAPITAL LIMITED CLIENT ACC
.

SAP096AA
5th September 2017
COB GLOBAL

Sapien Capital Limited
Suite A, 105 Piccadilly
London W1J 7NJ UK
+44 (0) 20 7340 9081
backoffice@sapiencap.com

AUTHORISED AND REGULATED BY THE
FINANCIAL CONDUCT AUTHORITY

USD US DOLLARS

Date	Description	Bought Price	Sold Price	Commission and Fees	Amount Posted
	LME Lead 25 tonnes. This is an Futures				24,156.00CR
	LME Zinc 25 tonnes. This is an LME Futures				4,250.00CR
	CMX Copper Futures				1,150.00DR
	LME Nickel 6 tonnes. This is an LME Futures				13,765.68CR
	NYM Light Sweet Crude Oil Futures				29,130.00CR
	COMMISSIONS				143.80DR
	CARRIED FORWARD BALANCE				77,398.90CR

TRADING ADVICE AND SETTLEMENT STATEMENT



SAPIEN CAPITAL LIMITED CLIENT ACC
.

SAP096AB
5th September 2017
COB GLOBAL

Sapien Capital Limited
Suite A, 105 Piccadilly
London W1J 7NJ UK
+44 (0) 20 7340 9081
backoffice@sapiencap.com

AUTHORISED AND REGULATED BY THE
FINANCIAL CONDUCT AUTHORITY

USD US DOLLARS

Date	Description	Bought Price	Sold Price	Commission and Fees	Amount Posted
	<u>MATCH OUTS</u>				
	LME Zinc 25 tonnes. This is an LME registered client contract				
05JUN17	1 05SEP17	2480.00	2494.00		350.00CR
	<u>INTER ACCOUNT TRANSFER</u>				
05SEP17	SAP0096 to SAP096AB				581.12CR
05SEP17	SAP0096 to SAP096AB				1,885.58CR
	<u>TOTALS</u>				
	BROUGHT FORWARD BALANCE				25,891.81CR
	SETTLEMENTS				
	LME Zinc 25 tonnes. This is an LME Futures				350.00CR
	CASH PAYMENTS/RECEIPTS				2,466.70CR
	CARRIED FORWARD BALANCE				28,708.51CR

TRADING ADVICE AND SETTLEMENT STATEMENT



SAPIEN CAPITAL LIMITED CLIENT ACC
.

SAP096AC

5th September 2017

COB GLOBAL

Sapien Capital Limited
Suite A, 105 Piccadilly
London W1J 7NJ UK
+44 (0) 20 7340 9081
backoffice@sapiencap.com

AUTHORISED AND REGULATED BY THE
FINANCIAL CONDUCT AUTHORITY

USD US DOLLARS

Date	Description	Bought Price	Sold Price	Commission and Fees	Amount Posted
	<u>BUSINESS DONE TODAY</u>				
	LME Aluminium 25 Tonnes. This is an LME registered client contract.				
05SEP17	S 1 05DEC17 DMA EL		2104.00	5.00DR	
	LME Tin 5 tonnes. This is an LME registered client contract				
05SEP17	B 1 05DEC17 DMA EL	20715.00		5.00DR	
05SEP17	S 1 05DEC17 DMA EL		20750.00	5.00DR	
05SEP17	B 1 05DEC17 DMA EL	20685.00		5.00DR	
	LME Zinc 25 tonnes. This is an LME registered client contract				
05SEP17	B 1 05DEC17 DMA EL	3176.00		5.00DR	
	Commission				25.00DR
	<u>INTER ACCOUNT TRANSFER</u>				
05SEP17	SAP096AC to SAP0096				6,335.48DR
	<u>TOTALS</u>				
	BROUGHT FORWARD BALANCE				3,276.75DR
	CASH PAYMENTS/RECEIPTS				6,335.48DR
	COMMISSIONS				25.00DR
	CARRIED FORWARD BALANCE				9,637.23DR

TRADING ADVICE AND SETTLEMENT STATEMENT



SAPIEN CAPITAL LIMITED CLIENT ACC
.

SAP096AD

5th September 2017

COB GLOBAL

Sapien Capital Limited
Suite A, 105 Piccadilly
London W1J 7NJ UK
+44 (0) 20 7340 9081
backoffice@sapiencap.com

AUTHORISED AND REGULATED BY THE
FINANCIAL CONDUCT AUTHORITY

USD US DOLLARS

Date	Description	Bought Price	Sold Price	Commission and Fees	Amount Posted
	<u>BUSINESS DONE TODAY</u>				
	LME Nickel 6 tonnes. This is an LME registered client contract				
05SEP17	B 1 05DEC17 DMA EL	12030.00		5.00DR	
05SEP17	B 1 05DEC17 DMA EL	12035.00		5.00DR	
05SEP17	S 2 05DEC17 DMA EL		12020.00	10.00DR	
05SEP17	B 1 05DEC17 DMA EL	11930.00		5.00DR	
05SEP17	B 1 05DEC17 DMA EL	11975.00		5.00DR	
05SEP17	B 2 05DEC17 DMA EL	11980.00		10.00DR	
05SEP17	S 1 05DEC17 DMA EL		11970.00	5.00DR	
05SEP17	S 3 05DEC17 DMA EL		11975.00	15.00DR	
	LME Tin 5 tonnes. This is an LME registered client contract				
05SEP17	B 3 05DEC17 DMA EL	20800.00		15.00DR	
05SEP17	S 3 05DEC17 DMA EL		20750.00	15.00DR	
05SEP17	S 2 05DEC17 DMA EL		20760.00	10.00DR	
05SEP17	B 1 05DEC17 DMA EL	20710.00		5.00DR	
05SEP17	B 1 05DEC17 DMA EL	20720.00		5.00DR	
05SEP17	B 2 05DEC17 DMA EL	20700.00		10.00DR	
05SEP17	B 4 05DEC17 DMA EL	20680.00		20.00DR	
05SEP17	B 2 05DEC17 DMA EL	20725.00		10.00DR	
05SEP17	B 2 05DEC17 DMA EL	20730.00		10.00DR	
05SEP17	S 1 05DEC17 DMA EL		20725.00	5.00DR	
05SEP17	S 1 05DEC17 DMA EL		20735.00	5.00DR	
05SEP17	S 1 05DEC17 DMA EL		20700.00	5.00DR	
05SEP17	S 1 05DEC17 DMA EL		20710.00	5.00DR	
05SEP17	S 2 05DEC17 DMA EL		20680.00	10.00DR	
05SEP17	S 2 05DEC17 DMA EL		20695.00	10.00DR	
05SEP17	B 3 05DEC17 DMA EL	20690.00		15.00DR	
05SEP17	S 2 05DEC17 DMA EL		20685.00	10.00DR	
05SEP17	S 1 05DEC17 DMA EL		20690.00	5.00DR	
	Commission				230.00DR
	<u>INTER ACCOUNT TRANSFER</u>				
05SEP17	SAP096AD to SAP0096				2,749.64DR
	<u>TOTALS</u>				
	BROUGHT FORWARD BALANCE				14,419.78DR
	CASH PAYMENTS/RECEIPTS				2,749.64DR
	COMMISSIONS				230.00DR
	CARRIED FORWARD BALANCE				17,399.42DR

TRADING ADVICE AND SETTLEMENT STATEMENT



SAPIEN CAPITAL LIMITED CLIENT ACC
.

SAP096AE
5th September 2017
COB GLOBAL

Sapien Capital Limited
Suite A, 105 Piccadilly
London W1J 7NJ UK
+44 (0) 20 7340 9081
backoffice@sapiencap.com

AUTHORISED AND REGULATED BY THE
FINANCIAL CONDUCT AUTHORITY

USD US DOLLARS

Date	Description	Bought Price	Sold Price	Commission and Fees	Amount Posted
	<u>BUSINESS DONE TODAY</u>				
	LME Tin 5 tonnes. This is an LME registered client contract				
05SEP17	B 1 05DEC17 DMA EL	20715.00		5.00DR	
05SEP17	S 1 05DEC17 DMA EL		20750.00	5.00DR	
05SEP17	S 1 05DEC17 DMA EL		20760.00	5.00DR	
05SEP17	B 1 05DEC17 DMA EL	20720.00		5.00DR	
05SEP17	B 1 05DEC17 DMA EL	20680.00		5.00DR	
05SEP17	S 1 05DEC17 DMA EL		20710.00	5.00DR	
	Commission				30.00DR
	<u>INTER ACCOUNT TRANSFER</u>				
05SEP17	SAP096/ SAP0096AE				4,077.33CR
	<u>TOTALS</u>				
	BROUGHT FORWARD BALANCE				3,977.98DR
	CASH PAYMENTS/RECEIPTS				4,077.33CR
	COMMISSIONS				30.00DR
	CARRIED FORWARD BALANCE				69.35CR

TRADING ADVICE AND SETTLEMENT STATEMENT



SAPIEN CAPITAL LIMITED CLIENT ACC
.

SAP096AF
5th September 2017
COB GLOBAL

Sapien Capital Limited
Suite A, 105 Piccadilly
London W1J 7NJ UK
+44 (0) 20 7340 9081
backoffice@sapiencap.com

AUTHORISED AND REGULATED BY THE
FINANCIAL CONDUCT AUTHORITY

USD US DOLLARS

Date	Description	Bought Price	Sold Price	Commission and Fees	Amount Posted
	<u>BUSINESS DONE TODAY</u>				
	LME Tin 5 tonnes. This is an LME registered client contract				
05SEP17	S 1 05DEC17 DMA EL		20730.00	5.00DR	
05SEP17	B 1 05DEC17 DMA EL	20710.00		5.00DR	
	Commission				10.00DR
	<u>INTER ACCOUNT TRANSFER</u>				
05SEP17	SAP096 /SAP0096AF				2,446.04CR
	<u>TOTALS</u>				
	BROUGHT FORWARD BALANCE				2,831.58DR
	CASH PAYMENTS/RECEIPTS				2,446.04CR
	COMMISSIONS				10.00DR
	CARRIED FORWARD BALANCE				395.54DR

TRADING ADVICE AND SETTLEMENT STATEMENT



SAPIEN CAPITAL LIMITED CLIENT ACC

SAP096AG

5th September 2017

COB GLOBAL

Sapien Capital Limited
Suite A, 105 Piccadilly
London W1J 7NJ UK
+44 (0) 20 7340 9081
backoffice@sapiencap.com

AUTHORISED AND REGULATED BY THE
FINANCIAL CONDUCT AUTHORITY

USD US DOLLARS

Date	Description	Bought Price	Sold Price	Commission and Fees	Amount Posted
	<u>BUSINESS DONE TODAY</u>				
	LME Copper Grade A 25 tonnes. This is a LME registered client contract				
05SEP17	S 1 05DEC17 TTR EL		6927.50	5.50DR	
05SEP17	B 1 05DEC17 TTR EL	6937.50		5.50DR	
05SEP17	B 2 05DEC17 TTR EL	6938.50		11.00DR	
05SEP17	S 3 05DEC17 TTR EL		6932.00	16.50DR	
05SEP17	S 2 05DEC17 TTR EL		6932.50	11.00DR	
05SEP17	S 1 05DEC17 TTR EL		6939.50	5.50DR	
05SEP17	S 1 05DEC17 TTR EL		6943.50	5.50DR	
05SEP17	B 1 05DEC17 TTR EL	6955.00		5.50DR	
05SEP17	B 1 05DEC17 TTR EL	6955.50		5.50DR	
05SEP17	B 1 05DEC17 TTR EL	6958.00		5.50DR	
05SEP17	B 2 05DEC17 TTR EL	6959.00		11.00DR	
05SEP17	B 2 05DEC17 TTR EL	6957.00		11.00DR	
05SEP17	B 1 05DEC17 TTR EL	6917.00		5.50DR	
05SEP17	B 1 05DEC17 TTR EL	6905.50		5.50DR	
05SEP17	B 1 05DEC17 TTR EL	6898.50		5.50DR	
05SEP17	B 1 05DEC17 TTR EL	6885.00		5.50DR	
05SEP17	B 2 05DEC17 TTR EL	6886.00		11.00DR	
05SEP17	B 1 05DEC17 TTR EL	6836.00		5.50DR	
	LME Lead 25 tonnes. This is an LME registered client contract				
05SEP17	S 1 05DEC17 TTR EL		2325.00	5.50DR	
	LME Nickel 6 tonnes. This is an LME registered client contract				
05SEP17	S 2 05DEC17 TTR EL		12290.00	11.00DR	
05SEP17	S 2 05DEC17 TTR EL		12265.00	11.00DR	
05SEP17	B 2 05DEC17 TTR EL	12210.00		11.00DR	
05SEP17	B 2 05DEC17 TTR EL	12230.00		11.00DR	
05SEP17	S 2 05DEC17 TTR EL		12225.00	11.00DR	
05SEP17	B 1 05DEC17 TTR EL	12110.00		5.50DR	
05SEP17	B 1 05DEC17 TTR EL	12105.00		5.50DR	
05SEP17	S 2 05DEC17 TTR EL		12060.00	11.00DR	
05SEP17	B 2 05DEC17 TTR EL	12025.00		11.00DR	
05SEP17	S 1 05DEC17 TTR EL		12030.00	5.50DR	
05SEP17	S 2 05DEC17 TTR EL		12075.00	11.00DR	
05SEP17	S 1 05DEC17 DMA EL		12020.00	5.50DR	
	CMX Silver 5,000 CMX				
05SEP17	B 2 DEC17 II	1793.5		5.70DR	
05SEP17	B 4 DEC17 II	1794.0		11.40DR	
05SEP17	S 1 DEC17 II		1798.5	2.85DR	
05SEP17	S 1 DEC17 II		1796.0	2.85DR	
05SEP17	S 4 DEC17 II		1796.5	11.40DR	
05SEP17	S 1 DEC17 II		1801.0	2.85DR	
05SEP17	S 4 DEC17 II		1800.5	11.40DR	
	LME Tin 5 tonnes. This is an LME registered client contract				
05SEP17	S 2 05DEC17 TTR EL		20710.00	11.00DR	
05SEP17	S 1 05DEC17 TTR EL		20690.00	5.50DR	
	LME Zinc 25 tonnes. This is an LME registered client contract				
05SEP17	S 1 05DEC17 TTR EL		3175.50	5.50DR	
05SEP17	S 2 05DEC17 TTR EL		3148.00	11.00DR	
05SEP17	S 1 05DEC17 TTR EL		3100.50	5.50DR	
	Commission				339.95DR
	<u>SETTLEMENTS</u>				

TRADING ADVICE AND SETTLEMENT STATEMENT



SAPIEN CAPITAL LIMITED CLIENT ACC
.

SAP096AG
5th September 2017
COB GLOBAL

Sapien Capital Limited
Suite A, 105 Piccadilly
London W1J 7NJ UK
+44 (0) 20 7340 9081
backoffice@sapiencap.com

AUTHORISED AND REGULATED BY THE
FINANCIAL CONDUCT AUTHORITY

USD US DOLLARS

Date	Description	Bought Price	Sold Price	Commission and Fees	Amount Posted
	CMX Silver 5,000 CMX				
05SEP17	1 DEC17	1793.5	1798.5		250.00CR
05SEP17	1 DEC17	1793.5	1796.0		125.00CR
05SEP17	4 DEC17	1794.0	1796.5		500.00CR
	<u>INTER ACCOUNT TRANSFER</u>				
05SEP17	SAP096AG to SAP0096				152,137.06DR
	<u>TOTALS</u>				
	BROUGHT FORWARD BALANCE				17,204.13DR
	SETTLEMENTS				
	CMX Silver Futures				875.00CR
	CASH PAYMENTS/RECEIPTS				152,137.06DR
	COMMISSIONS				339.95DR
	CARRIED FORWARD BALANCE				168,806.14DR

TRADING ADVICE AND SETTLEMENT STATEMENT



SAPIEN CAPITAL LIMITED CLIENT ACC

SAP096AH

5th September 2017

COB GLOBAL

Sapien Capital Limited
Suite A, 105 Piccadilly
London W1J 7NJ UK
+44 (0) 20 7340 9081
backoffice@sapiencap.com

AUTHORISED AND REGULATED BY THE
FINANCIAL CONDUCT AUTHORITY

USD US DOLLARS

Date	Description	Bought Price	Sold Price	Commission and Fees	Amount Posted
	<u>BUSINESS DONE TODAY</u>				
	CMX Copper 25,000 CMX				
05SEP17	S 1 DEC17 II		316.050	2.85DR	
05SEP17	S 1 DEC17 II		316.150	2.85DR	
05SEP17	S 2 DEC17 II		316.200	5.70DR	
05SEP17	S 3 DEC17 II		316.250	8.55DR	
05SEP17	S 1 DEC17 II		316.300	2.85DR	
05SEP17	S 1 DEC17 II		316.400	2.85DR	
05SEP17	S 1 DEC17 II		316.450	2.85DR	
05SEP17	S 2 DEC17 II		316.800	5.70DR	
05SEP17	S 1 DEC17 II		317.000	2.85DR	
05SEP17	S 1 DEC17 II		316.950	2.85DR	
05SEP17	S 1 DEC17 II		317.050	2.85DR	
05SEP17	B 1 DEC17 II	317.000		2.85DR	
05SEP17	S 1 DEC17 II		317.550	2.85DR	
	CMX Gold 100 CMX				
05SEP17	S 1 DEC17 II		1343.8	2.85DR	
05SEP17	S 1 DEC17 II		1343.4	2.85DR	
05SEP17	S 1 DEC17 II		1343.1	2.85DR	
	Commission				57.00DR
	<u>SETTLEMENTS</u>				
05SEP17	CMX Copper 25,000 CMX 1 DEC17	317.000	316.050		237.50DR
	<u>MATCH OUTS</u>				
	LME Aluminium 25 Tonnes. This is an LME registered client contract.				
08AUG17	4 05SEP17	1904.08	2019.67		11,559.00CR
31AUG17	8 05SEP17	2113.45	2019.67		18,756.00DR
	LME Lead 25 tonnes. This is an LME registered client contract				
31AUG17	9 05SEP17	2340.56	2372.30		7,141.50CR
31AUG17	5 05SEP17	2334.25	2372.30		4,756.25CR
	LME Zinc 25 tonnes. This is an LME registered client contract				
31AUG17	7 05SEP17	3139.45	2921.10		38,211.25DR
31AUG17	4 05SEP17	3139.45	2923.96		21,549.00DR
31AUG17	8 05SEP17	3139.45	2923.96		43,098.00DR
31AUG17	8 05SEP17	3139.45	3103.36		7,218.00DR
31AUG17	9 05SEP17	3141.50	3102.86		8,694.00DR
31AUG17	1 05SEP17	3141.50	3113.11		709.75DR
31AUG17	1 05SEP17	3141.50	3113.11		709.75DR
31AUG17	2 05SEP17	3141.50	3113.11		1,419.50DR
	<u>TOTALS</u>				
	BROUGHT FORWARD BALANCE				65,742.75CR
	SETTLEMENTS				
	LME Lead 25 tonnes. This is an Futures				11,897.75CR
	LME Zinc 25 tonnes. This is an LME Futures				121,609.25DR
	CMX Copper Futures				237.50DR
	LME Aluminium 25 Tonnes. This is an Futures				7,197.00DR
	COMMISSIONS				57.00DR
	CARRIED FORWARD BALANCE				51,460.25DR

TRADING ADVICE AND SETTLEMENT STATEMENT



SAPIEN CAPITAL LIMITED CLIENT ACC

SAP096AH

5th September 2017

COB GLOBAL


Sapien Capital Limited
Suite A, 105 Piccadilly
London W1J 7NJ UK
+44 (0) 20 7340 9081
backoffice@sapiencap.com

AUTHORISED AND REGULATED BY THE
FINANCIAL CONDUCT AUTHORITY

USD US DOLLARS

Date	Description	Bought Price	Sold Price	Commission and Fees	Amount Posted

TRADING ADVICE AND SETTLEMENT STATEMENT



SAPIEN CAPITAL LIMITED
SAP0096
SUITE A, 105 PICCADILLY
LONDON
W1J 7NJ

SAPG0096
5th Sep 2017
COB Global

MACQUARIE BANK LIMITED LONDON BRANCH
ROPEMAKER PLACE 28 ROPEMAKER STREET
LONDON EC2Y 9HD PHONE (44) 20 3037 4343
Authorised and regulated by the Australian Prudential
Regulation Authority. Authorised by the Prudential
Regulation Authority. Subject to regulation by the Financial
Conduct Authority and limited regulation by the
Prudential Regulation Authority. Details about the extent
of our regulation by the Prudential Regulation Authority are
available from us on request.

USD US DOLLARS

Date	Description	Commission and Fees	Amount Posted
	<u>TOTALS</u>		
	BROUGHT FORWARD BALANCE		1,569,594.33CR
	SETTLEMENTS		
	CME Cattle Futures		11,170.00DR
	CME Feeder Cattle Futures		7,512.50CR
	CMX Copper Futures		1,387.50DR
	CMX Silver Futures		875.00CR
	LME Aluminium 25 Tonnes. This is an Futures		5.75DR
	LME Copper Grade A 25 tonnes. This Futures		1,774.75DR
	LME Lead 25 tonnes. This is an Futures		29,547.00CR
	LME Nickel 6 tonnes. This is an LME Futures		15,714.06CR
	LME Tin 5 tonnes. This is an LME Futures		19,007.10DR
	LME Zinc 25 tonnes. This is an LME Futures		102,749.50DR
	NYM Light Sweet Crude Oil Futures		29,130.00CR
	CASH PAYMENTS/RECEIPTS		45,223.48DR
	COMMISSIONS		1,184.35DR
	CARRIED FORWARD BALANCE		1,469,870.46CR

TRADING ADVICE AND SETTLEMENT STATEMENT



SAPIEN CAPITAL LIMITED CLIENT ACC
.

SAP0103A
5th September 2017
COB GLOBAL

Sapien Capital Limited
Suite A, 105 Piccadilly
London W1J 7NJ UK
+44 (0) 20 7340 9081
backoffice@sapiencap.com

AUTHORISED AND REGULATED BY THE
FINANCIAL CONDUCT AUTHORITY

USD US DOLLARS

Date	Description	Bought Price	Sold Price	Commission and Fees	Amount Posted
05SEP17	<u>INTER ACCOUNT TRANSFER</u> SAP0103 Fund Received 05/09/17				99,950.00CR
	<u>TOTALS</u>				
	BROUGHT FORWARD BALANCE				276,355.27CR
	CASH PAYMENTS/RECEIPTS				99,950.00CR
	CARRIED FORWARD BALANCE				376,305.27CR

TRADING ADVICE AND SETTLEMENT STATEMENT



SAPIEN CAPITAL LIMITED CLIENT ACC
.

SAP0103B

5th September 2017

COB GLOBAL

Sapien Capital Limited
Suite A, 105 Piccadilly
London W1J 7NJ UK
+44 (0) 20 7340 9081
backoffice@sapiencap.com

AUTHORISED AND REGULATED BY THE
FINANCIAL CONDUCT AUTHORITY

USD US DOLLARS

Date	Description	Bought Price	Sold Price	Commission and Fees	Amount Posted
	<u>BUSINESS DONE TODAY</u>				
	NYM Light Sweet Crude Oil 1,000 NYM				
05SEP17	S 1 OCT17 GX		47.54	2.30DR	
05SEP17	S 1 OCT17 GX		48.87	2.30DR	
05SEP17	S 1 OCT17 GX		48.84	2.30DR	
	Commission				6.90DR
	<u>SETTLEMENTS</u>				
	NYM Light Sweet Crude Oil 1,000 NYM				
05SEP17	1 OCT17	47.76	47.54		220.00DR
05SEP17	1 OCT17	47.76	48.87		1,110.00CR
05SEP17	1 OCT17	47.72	48.84		1,120.00CR
	<u>TOTALS</u>				
	BROUGHT FORWARD BALANCE				75,089.10CR
	SETTLEMENTS				
	NYM Light Sweet Crude Oil Futures				2,010.00CR
	COMMISSIONS				6.90DR
	CARRIED FORWARD BALANCE				77,092.20CR

TRADING ADVICE AND SETTLEMENT STATEMENT



SAPIEN CAPITAL LIMITED CLIENT ACC
.

SAP0103C
5th September 2017
COB GLOBAL

Sapien Capital Limited
Suite A, 105 Piccadilly
London W1J 7NJ UK
+44 (0) 20 7340 9081
backoffice@sapiencap.com

AUTHORISED AND REGULATED BY THE
FINANCIAL CONDUCT AUTHORITY

USD US DOLLARS

Date	Description	Bought Price	Sold Price	Commission and Fees	Amount Posted
05SEP17	<u>BUSINESS DONE TODAY</u> CMX Gold 100 CMX S 1 DEC17 CQG GX Commission		1341.4	2.30DR	2.30DR
	<u>TOTALS</u> BROUGHT FORWARD BALANCE COMMISSIONS CARRIED FORWARD BALANCE				 70,262.45CR 2.30DR 70,260.15CR

TRADING ADVICE AND SETTLEMENT STATEMENT



SAPIEN CAPITAL LIMITED CLIENT ACC
.

SAP0103D
5th September 2017
COB GLOBAL

Sapien Capital Limited
Suite A, 105 Piccadilly
London W1J 7NJ UK
+44 (0) 20 7340 9081
backoffice@sapiencap.com

AUTHORISED AND REGULATED BY THE
FINANCIAL CONDUCT AUTHORITY

USD US DOLLARS

Date	Description	Bought Price	Sold Price	Commission and Fees	Amount Posted
	<u>BUSINESS DONE TODAY</u>				
	NYM Light Sweet Crude Oil 1,000 NYM				
05SEP17	S 1 OCT17 CQG GX		47.51	2.30DR	
05SEP17	S 1 OCT17 CQG GX		47.52	2.30DR	
05SEP17	S 1 OCT17 CQG GX		47.54	2.30DR	
05SEP17	S 1 OCT17 CQG GX		47.57	2.30DR	
	Commission				9.20DR
	<u>SETTLEMENTS</u>				
	NYM Light Sweet Crude Oil 1,000 NYM				
05SEP17	1 OCT17	47.35	47.51		160.00CR
05SEP17	1 OCT17	47.43	47.52		90.00CR
05SEP17	1 OCT17	47.48	47.54		60.00CR
05SEP17	1 OCT17	47.39	47.57		180.00CR
	<u>TOTALS</u>				
	BROUGHT FORWARD BALANCE				56,960.05CR
	SETTLEMENTS				
	NYM Light Sweet Crude Oil Futures				490.00CR
	COMMISSIONS				9.20DR
	CARRIED FORWARD BALANCE				57,440.85CR

TRADING ADVICE AND SETTLEMENT STATEMENT



SAPIEN CAPITAL LIMITED CLIENT ACC

SAP0103F

5th September 2017

COB GLOBAL

Sapien Capital Limited
Suite A, 105 Piccadilly
London W1J 7NJ UK
+44 (0) 20 7340 9081
backoffice@sapiencap.com

AUTHORISED AND REGULATED BY THE
FINANCIAL CONDUCT AUTHORITY

USD US DOLLARS

Date	Description	Bought Price	Sold Price	Commission and Fees	Amount Posted
	<u>BUSINESS DONE TODAY</u>				
	LME Lead 25 tonnes. This is an LME registered client contract				
05SEP17	B 13 03OCT17 IFC UD	2312.69		35.10DR	
05SEP17	B 1 05DEC17 DMA EL	2364.00		5.30DR	
05SEP17	B 1 05DEC17 DMA EL	2365.50		5.30DR	
05SEP17	B 1 05DEC17 DMA EL	2368.00		5.30DR	
05SEP17	B 2 05DEC17 DMA EL	2367.50		10.60DR	
05SEP17	B 2 05DEC17 DMA EL	2363.50		10.60DR	
05SEP17	B 1 05DEC17 DMA EL	2353.00		5.30DR	
05SEP17	B 2 05DEC17 DMA EL	2353.50		10.60DR	
05SEP17	B 1 05DEC17 DMA EL	2348.00		5.30DR	
05SEP17	B 1 05DEC17 DMA EL	2348.50		5.30DR	
05SEP17	B 1 05DEC17 DMA EL	2340.50		5.30DR	
05SEP17	S 13 05DEC17 IFC UD		2333.80	35.10DR	
	LME Zinc 25 tonnes. This is an LME registered client contract				
05SEP17	B 1 05DEC17 DMA EL	3177.50		5.30DR	
05SEP17	B 1 05DEC17 DMA EL	3174.50		5.30DR	
05SEP17	B 1 05DEC17 DMA EL	3154.00		5.30DR	
05SEP17	B 1 05DEC17 DMA EL	3100.00		5.30DR	
	Commission				160.30DR
	<u>MATCH OUTS</u>				
	LME Aluminium 25 Tonnes. This is an LME registered client contract.				
08AUG17	1 05SEP17	1904.08	2019.67		2,889.75CR
08AUG17	3 05SEP17	1904.08	2019.67		8,669.25CR
30AUG17	1 05SEP17	2070.25	2019.67		1,264.50DR
30AUG17	2 05SEP17	2070.25	2019.67		2,529.00DR
31AUG17	2 05SEP17	2098.75	2019.67		3,954.00DR
31AUG17	9 05SEP17	2098.75	2016.84		18,429.75DR
	LME Lead 25 tonnes. This is an LME registered client contract				
31AUG17	1 05SEP17	2334.25	2367.75		837.50CR
	LME Zinc 25 tonnes. This is an LME registered client contract				
30AUG17	9 05SEP17	3091.25	2921.10		38,283.75DR
31AUG17	2 05SEP17	3139.45	2921.10		10,917.50DR
31AUG17	4 05SEP17	3141.50	2921.10		22,040.00DR
31AUG17	2 05SEP17	3141.50	2923.96		10,877.00DR
31AUG17	6 05SEP17	3141.50	2923.96		32,631.00DR
	<u>TOTALS</u>				
	BROUGHT FORWARD BALANCE				133,536.75CR
	SETTLEMENTS				
	LME Lead 25 tonnes. This is an Futures				837.50CR
	LME Zinc 25 tonnes. This is an LME Futures				114,749.25DR
	LME Aluminium 25 Tonnes. This is an Futures				14,618.25DR
	COMMISSIONS				160.30DR
	CARRIED FORWARD BALANCE				4,846.45CR

TRADING ADVICE AND SETTLEMENT STATEMENT



SAPIEN CAPITAL LIMITED CLIENT ACC
.

SAP0103G

5th September 2017

COB GLOBAL

Sapien Capital Limited
Suite A, 105 Piccadilly
London W1J 7NJ UK
+44 (0) 20 7340 9081
backoffice@sapiencap.com

AUTHORISED AND REGULATED BY THE
FINANCIAL CONDUCT AUTHORITY

USD US DOLLARS

Date	Description	Bought Price	Sold Price	Commission and Fees	Amount Posted
	<u>BUSINESS DONE TODAY</u>				
	CMX Gold 100 CMX				
05SEP17	S 1 DEC17 GX		1341.9	2.30DR	
05SEP17	S 1 DEC17 GX		1342.0	2.30DR	
	LME Lead 25 tonnes. This is an LME registered client contract				
05SEP17	B 3 03OCT17 IFC UD	2312.69		8.10DR	
05SEP17	B 1 05DEC17 DMA EL	2368.00		5.30DR	
05SEP17	B 1 05DEC17 DMA EL	2370.00		5.30DR	
05SEP17	B 1 05DEC17 DMA EL	2369.50		5.30DR	
05SEP17	S 3 05DEC17 IFC UD		2333.80	8.10DR	
	Commission				36.70DR
	<u>MATCH OUTS</u>				
	LME Aluminium 25 Tonnes. This is an LME registered client contract.				
18AUG17	2 05SEP17	2045.97	2019.67		1,315.00DR
25AUG17	8 05SEP17	2053.30	2019.67		6,726.00DR
25AUG17	4 05SEP17	2053.30	2016.84		3,646.00DR
31AUG17	6 05SEP17	2098.75	2016.84		12,286.50DR
	LME Lead 25 tonnes. This is an LME registered client contract				
08AUG17	10 05SEP17	2368.68	2355.57		3,277.50DR
08AUG17	2 05SEP17	2368.68	2355.57		655.50DR
31AUG17	2 05SEP17	2334.25	2367.75		1,675.00CR
31AUG17	3 05SEP17	2334.25	2367.75		2,512.50CR
	LME Zinc 25 tonnes. This is an LME registered client contract				
05JUN17	1 05SEP17	2483.50	2495.50		300.00CR
05JUN17	1 05SEP17	2483.50	2496.50		325.00CR
05JUN17	1 05SEP17	2483.50	2496.50		325.00CR
05JUN17	1 05SEP17	2483.50	2495.00		287.50CR
05JUN17	1 05SEP17	2483.50	2493.50		250.00CR
05JUN17	1 05SEP17	2483.50	2494.50		275.00CR
05JUN17	1 05SEP17	2489.00	2494.50		137.50CR
05JUN17	1 05SEP17	2488.50	2493.50		125.00CR
29AUG17	5 05SEP17	3104.96	2787.61		39,668.75DR
29AUG17	2 05SEP17	3104.96	2921.10		9,193.00DR
30AUG17	3 05SEP17	3120.45	2921.10		14,951.25DR
30AUG17	1 05SEP17	3120.45	2921.10		4,983.75DR
30AUG17	6 05SEP17	3091.25	2921.10		25,522.50DR
30AUG17	8 05SEP17	3091.25	2923.96		33,458.00DR
	<u>TOTALS</u>				
	BROUGHT FORWARD BALANCE				105,438.35CR
	SETTLEMENTS				
	LME Lead 25 tonnes. This is an Futures				254.50CR
	LME Zinc 25 tonnes. This is an LME Futures				125,752.25DR
	LME Aluminium 25 Tonnes. This is an Futures				23,973.50DR
	COMMISSIONS				36.70DR
	CARRIED FORWARD BALANCE				44,069.60DR

TRADING ADVICE AND SETTLEMENT STATEMENT



SAPIEN CAPITAL LIMITED CLIENT ACC

SAP0103H

5th September 2017

COB GLOBAL

Sapien Capital Limited
Suite A, 105 Piccadilly
London W1J 7NJ UK
+44 (0) 20 7340 9081
backoffice@sapiencap.com

AUTHORISED AND REGULATED BY THE
FINANCIAL CONDUCT AUTHORITY

USD US DOLLARS

Date	Description	Bought Price	Sold Price	Commission and Fees	Amount Posted
	<u>BUSINESS DONE TODAY</u>				
	NYM Light Sweet Crude Oil 1,000 NYM				
05SEP17	S 1 OCT17 CQG GX		47.33	2.30DR	
05SEP17	S 1 OCT17 CQG GX		47.45	2.30DR	
05SEP17	S 2 OCT17 CQG GX		47.46	4.60DR	
05SEP17	S 1 OCT17 CQG GX		47.79	2.30DR	
	CMX Copper 25,000 CMX				
05SEP17	S 1 DEC17 CQG GX		314.200	2.30DR	
05SEP17	S 1 DEC17 CQG GX		313.950	2.30DR	
05SEP17	S 1 DEC17 CQG GX		314.100	2.30DR	
05SEP17	S 1 DEC17 CQG GX		314.150	2.30DR	
05SEP17	S 1 DEC17 CQG GX		314.400	2.30DR	
05SEP17	S 1 DEC17 CQG GX		314.850	2.30DR	
05SEP17	S 1 DEC17 CQG GX		314.650	2.30DR	
05SEP17	B 1 DEC17 CQG GX	315.400		2.30DR	
05SEP17	B 1 DEC17 CQG GX	315.800		2.30DR	
05SEP17	B 1 DEC17 CQG GX	312.900		2.30DR	
05SEP17	B 2 DEC17 CQG GX	312.950		4.60DR	
	CMX Silver 5,000 CMX				
05SEP17	B 1 DEC17 CQG GX	1793.0		2.30DR	
05SEP17	S 1 DEC17 CQG GX		1798.5	2.30DR	
05SEP17	S 1 DEC17 CQG GX		1799.5	2.30DR	
	Commission				46.00DR
	<u>SETTLEMENTS</u>				
	NYM Light Sweet Crude Oil 1,000 NYM				
05SEP17	1 OCT17	48.32	47.33		990.00DR
05SEP17	1 OCT17	46.11	47.45		1,340.00CR
05SEP17	1 OCT17	46.10	47.46		1,360.00CR
05SEP17	1 OCT17	46.06	47.46		1,400.00CR
05SEP17	1 OCT17	46.04	47.79		1,750.00CR
	CMX Copper 25,000 CMX				
05SEP17	1 DEC17	315.400	314.200		300.00DR
05SEP17	1 DEC17	315.800	313.950		462.50DR
05SEP17	1 DEC17	312.900	314.100		300.00CR
05SEP17	1 DEC17	312.950	314.150		300.00CR
05SEP17	1 DEC17	312.950	314.400		362.50CR
	CMX Silver 5,000 CMX				
05SEP17	1 DEC17	1793.0	1798.5		275.00CR
	<u>TOTALS</u>				
	BROUGHT FORWARD BALANCE				72,565.80CR
	SETTLEMENTS				
	CMX Silver Futures				275.00CR
	CMX Copper Futures				200.00CR
	NYM Light Sweet Crude Oil Futures				4,860.00CR
	COMMISSIONS				46.00DR
	CARRIED FORWARD BALANCE				77,854.80CR

TRADING ADVICE AND SETTLEMENT STATEMENT



SAPIEN CAPITAL LIMITED CLIENT ACC
.

SAP0103I
5th September 2017
COB GLOBAL

Sapien Capital Limited
Suite A, 105 Piccadilly
London W1J 7NJ UK
+44 (0) 20 7340 9081
backoffice@sapiencap.com

AUTHORISED AND REGULATED BY THE
FINANCIAL CONDUCT AUTHORITY

USD US DOLLARS

Date	Description	Bought Price	Sold Price	Commission and Fees	Amount Posted
	<u>BUSINESS DONE TODAY</u>				
	LME Lead 25 tonnes. This is an LME registered client contract				
05SEP17	S 1 05DEC17 DMA EL		2340.50	5.30DR	
05SEP17	S 1 05DEC17 DMA EL		2338.00	5.30DR	
05SEP17	B 1 05DEC17 DMA EL	2332.50		5.30DR	
	CMX Silver 5,000 CMX				
05SEP17	B 1 DEC17 GX	1792.0		2.30DR	
	Commission				18.20DR
	<u>TOTALS</u>				
	BROUGHT FORWARD BALANCE				80,385.35CR
	COMMISSIONS				18.20DR
	CARRIED FORWARD BALANCE				80,367.15CR

TRADING ADVICE AND SETTLEMENT STATEMENT



SAPIEN CAPITAL LIMITED CLIENT ACC
.

SAP0103J
5th September 2017
COB GLOBAL

Sapien Capital Limited
Suite A, 105 Piccadilly
London W1J 7NJ UK
+44 (0) 20 7340 9081
backoffice@sapiencap.com

AUTHORISED AND REGULATED BY THE
FINANCIAL CONDUCT AUTHORITY

USD US DOLLARS

Date	Description	Bought Price	Sold Price	Commission and Fees	Amount Posted
	<u>BUSINESS DONE TODAY</u>				
	LME Aluminium 25 Tonnes. This is an LME registered client contract.				
05SEP17	S 1 05DEC17 DMA EL		2110.00	5.30DR	
05SEP17	B 1 05DEC17 DMA EL	2096.00		5.30DR	
	CMX Gold 100 CMX				
05SEP17	S 1 OCT17 GX		1336.8	2.30DR	
	Commission				12.90DR
	<u>MATCH OUTS</u>				
	LME Zinc 25 tonnes. This is an LME registered client contract				
31AUG17	8 05SEP17	3139.45	3113.50		5,190.00DR
31AUG17	3 05SEP17	3139.45	3057.50		6,146.25DR
31AUG17	4 05SEP17	3139.45	3057.50		8,195.00DR
	<u>TOTALS</u>				
	BROUGHT FORWARD BALANCE				160,821.16CR
	SETTLEMENTS				
	LME Zinc 25 tonnes. This is an LME Futures				19,531.25DR
	COMMISSIONS				12.90DR
	CARRIED FORWARD BALANCE				141,277.01CR

TRADING ADVICE AND SETTLEMENT STATEMENT



SAPIEN CAPITAL LIMITED
SAP0103
SUITE A, 105 PICCADILLY
LONDON
W1J 7NJ

SAPG0103

5th Sep 2017

COB Global

MACQUARIE BANK LIMITED LONDON BRANCH
ROPEMAKER PLACE 28 ROPEMAKER STREET
LONDON EC2Y 9HD PHONE (44) 20 3037 4343

Authorised and regulated by the Australian Prudential Regulation Authority. Authorised by the Prudential Regulation Authority. Subject to regulation by the Financial Conduct Authority and limited regulation by the Prudential Regulation Authority. Details about the extent of our regulation by the Prudential Regulation Authority are available from us on request.

USD US DOLLARS

Date	Description	Commission and Fees	Amount Posted
	<u>TOTALS</u>		
	BROUGHT FORWARD BALANCE		1,124,069.26CR
	SETTLEMENTS		
	CMX Copper Futures		200.00CR
	CMX Silver Futures		275.00CR
	LME Aluminium 25 Tonnes. This is an Futures		38,591.75DR
	LME Lead 25 tonnes. This is an Futures		1,092.00CR
	LME Zinc 25 tonnes. This is an LME Futures		260,032.75DR
	NYM Light Sweet Crude Oil Futures		7,360.00CR
	CASH PAYMENTS/RECEIPTS		99,950.00CR
	COMMISSIONS		292.50DR
	CARRIED FORWARD BALANCE		934,029.26CR

TRADING ADVICE AND SETTLEMENT STATEMENT



SAPIEN CAPITAL LIMITED CLIENT ACC
.

SAP0104A
5th September 2017
COB GLOBAL


Sapien Capital Limited
Suite A, 105 Piccadilly
London W1J 7NJ UK
+44 (0) 20 7340 9081
backoffice@sapiencap.com

AUTHORISED AND REGULATED BY THE
FINANCIAL CONDUCT AUTHORITY

USD US DOLLARS

Date	Description	Bought Price	Sold Price	Commission and Fees	Amount Posted
	<u>BUSINESS DONE TODAY</u>				
	CMX Gold 100 CMX				
05SEP17	S 1 DEC17 GX		1339.7	2.60DR	
05SEP17	S 1 DEC17 GX		1341.6	2.60DR	
05SEP17	S 1 DEC17 GX		1341.5	2.60DR	
05SEP17	S 1 DEC17 GX		1343.0	2.60DR	
05SEP17	S 2 DEC17 GX		1343.8	5.20DR	
05SEP17	S 1 DEC17 GX		1345.0	2.60DR	
05SEP17	S 5 DEC17 GX		1345.5	13.00DR	
05SEP17	S 3 DEC17 GX		1345.4	7.80DR	
	Commission				39.00DR
	<u>INTER ACCOUNT TRANSFER</u>				
05SEP17	SAP0104 Fund Received 05/09/17				1,499,950.00CR
	<u>TOTALS</u>				
	BROUGHT FORWARD BALANCE				196,761.32CR
	CASH PAYMENTS/RECEIPTS				1,499,950.00CR
	COMMISSIONS				39.00DR
	CARRIED FORWARD BALANCE				1,696,672.32CR

TRADING ADVICE AND SETTLEMENT STATEMENT



SAPIEN CAPITAL LIMITED
SAP0104
SUITE A, 105 PICCADILLY
LONDON
W1J 7NJ

SAPG0104
5th Sep 2017
COB Global

MACQUARIE BANK LIMITED LONDON BRANCH
ROPEMAKER PLACE 28 ROPEMAKER STREET
LONDON EC2Y 9HD PHONE (44) 20 3037 4343
Authorised and regulated by the Australian Prudential
Regulation Authority. Authorised by the Prudential
Regulation Authority. Subject to regulation by the Financial
Conduct Authority and limited regulation by the
Prudential Regulation Authority. Details about the extent
of our regulation by the Prudential Regulation Authority are
available from us on request.

USD US DOLLARS

Date	Description	Commission and Fees	Amount Posted
	<u>TOTALS</u>		
	BROUGHT FORWARD BALANCE		195,787.45CR
	CASH PAYMENTS/RECEIPTS		1,499,950.00CR
	COMMISSIONS		39.00DR
	CARRIED FORWARD BALANCE		1,695,698.45CR

TRADING ADVICE AND SETTLEMENT STATEMENT



SAPIEN CAPITAL LIMITED CLIENT ACC

SAP0112A

5th September 2017

COB GLOBAL

Sapien Capital Limited
Suite A, 105 Piccadilly
London W1J 7NJ UK
+44 (0) 20 7340 9081
backoffice@sapiencap.com

AUTHORISED AND REGULATED BY THE
FINANCIAL CONDUCT AUTHORITY

USD US DOLLARS

Date	Description	Bought Price	Sold Price	Commission and Fees	Amount Posted
	<u>BUSINESS DONE TODAY</u>				
	LME Lead 25 tonnes. This is an LME registered client contract				
05SEP17	S 1 05DEC17 OBJ EL		2398.50	4.30DR	
05SEP17	S 1 05DEC17 OBJ EL		2405.50	4.30DR	
05SEP17	B 1 05DEC17 OBJ EL	2386.50		4.30DR	
05SEP17	B 1 05DEC17 OBJ EL	2375.00		4.30DR	
05SEP17	S 1 05DEC17 OBJ EL		2374.00	4.30DR	
05SEP17	B 1 05DEC17 OBJ EL	2373.00		4.30DR	
05SEP17	B 1 05DEC17 OBJ EL	2372.50		4.30DR	
05SEP17	S 1 05DEC17 OBJ EL		2355.00	4.30DR	
05SEP17	S 1 05DEC17 OBJ EL		2345.50	4.30DR	
05SEP17	S 1 05DEC17 OBJ EL		2341.50	4.30DR	
05SEP17	S 1 05DEC17 OBJ EL		2328.50	4.30DR	
	LME Nickel 6 tonnes. This is an LME registered client contract				
05SEP17	B 2 05DEC17 OBJ EL	12255.00		8.60DR	
05SEP17	S 1 05DEC17 OBJ EL		12255.00	4.30DR	
05SEP17	B 1 05DEC17 OBJ EL	12210.00		4.30DR	
05SEP17	B 1 05DEC17 OBJ EL	12205.00		4.30DR	
05SEP17	B 1 05DEC17 OBJ EL	12195.00		4.30DR	
05SEP17	S 1 05DEC17 OBJ EL		12250.00	4.30DR	
05SEP17	B 1 05DEC17 OBJ EL	12235.00		4.30DR	
05SEP17	S 1 05DEC17 OBJ EL		12230.00	4.30DR	
05SEP17	B 1 05DEC17 OBJ EL	12220.00		4.30DR	
05SEP17	B 1 05DEC17 OBJ EL	12190.00		4.30DR	
05SEP17	S 1 05DEC17 OBJ EL		12215.00	4.30DR	
05SEP17	S 1 05DEC17 OBJ EL		12225.00	4.30DR	
05SEP17	B 1 05DEC17 OBJ EL	12170.00		4.30DR	
05SEP17	S 2 05DEC17 OBJ EL		12210.00	8.60DR	
05SEP17	S 1 05DEC17 OBJ EL		12195.00	4.30DR	
05SEP17	B 1 05DEC17 OBJ EL	12160.00		4.30DR	
05SEP17	S 1 05DEC17 OBJ EL		12180.00	4.30DR	
05SEP17	S 3 05DEC17 OBJ EL		12190.00	12.90DR	
05SEP17	B 1 05DEC17 OBJ EL	12125.00		4.30DR	
	LME Zinc 25 tonnes. This is an LME registered client contract				
05SEP17	B 1 05DEC17 OBJ EL	3201.50		4.30DR	
05SEP17	S 1 05DEC17 OBJ EL		3201.50	4.30DR	
05SEP17	S 1 05DEC17 OBJ EL		3204.50	4.30DR	
05SEP17	B 1 05DEC17 OBJ EL	3205.50		4.30DR	
05SEP17	S 1 05DEC17 OBJ EL		3195.00	4.30DR	
05SEP17	S 1 05DEC17 OBJ EL		3186.00	4.30DR	
05SEP17	B 1 05DEC17 OBJ EL	3188.00		4.30DR	
05SEP17	S 2 05DEC17 OBJ EL		3188.50	8.60DR	
05SEP17	S 1 05DEC17 OBJ EL		3190.00	4.30DR	
05SEP17	S 1 05DEC17 OBJ EL		3174.00	4.30DR	
05SEP17	B 1 05DEC17 OBJ EL	3168.00		4.30DR	
05SEP17	B 1 05DEC17 OBJ EL	3167.50		4.30DR	
05SEP17	B 1 05DEC17 OBJ EL	3167.00		4.30DR	
05SEP17	B 1 05DEC17 OBJ EL	3162.50		4.30DR	
05SEP17	B 1 05DEC17 OBJ EL	3160.50		4.30DR	
05SEP17	S 1 05DEC17 OBJ EL		3153.50	4.30DR	
05SEP17	S 1 05DEC17 OBJ EL		3155.00	4.30DR	
05SEP17	S 1 05DEC17 OBJ EL		3156.00	4.30DR	
05SEP17	S 1 05DEC17 OBJ EL		3158.00	4.30DR	
05SEP17	S 1 05DEC17 OBJ EL		3158.50	4.30DR	
05SEP17	S 1 05DEC17 OBJ EL		3159.00	4.30DR	
05SEP17	B 1 05DEC17 OBJ EL	3150.50		4.30DR	
05SEP17	B 2 05DEC17 OBJ EL	3138.00		8.60DR	
05SEP17	B 1 05DEC17 OBJ EL	3134.00		4.30DR	
05SEP17	B 1 05DEC17 OBJ EL	3132.50		4.30DR	
05SEP17	B 1 05DEC17 DMA EL	3135.00		4.30DR	

TRADING ADVICE AND SETTLEMENT STATEMENT



SAPIEN CAPITAL LIMITED CLIENT ACC

SAP0112A

5th September 2017

COB GLOBAL

Sapien Capital Limited
Suite A, 105 Piccadilly
London W1J 7NJ UK
+44 (0) 20 7340 9081
backoffice@sapiencap.com

AUTHORISED AND REGULATED BY THE
FINANCIAL CONDUCT AUTHORITY

USD US DOLLARS

Date	Description	Bought Price	Sold Price	Commission and Fees	Amount Posted
	Commission				266.60DR
	<u>MATCH OUTS</u>				
	LME Aluminium 25 Tonnes. This is an LME registered client contract.				
05JUN17	1 05SEP17	1924.00	1928.50		112.50CR
05JUN17	1 05SEP17	1925.00	1906.00		475.00DR
05JUN17	1 05SEP17	1925.00	1903.00		550.00DR
09JUN17	1 05SEP17	1927.50	1906.46		526.00DR
09JUN17	1 05SEP17	1920.50	1906.46		351.00DR
09JUN17	1 05SEP17	1925.00	1906.46		463.50DR
09JUN17	1 05SEP17	1925.00	1906.46		463.50DR
09JUN17	1 05SEP17	1922.50	1906.46		401.00DR
09JUN17	1 05SEP17	1905.00	1906.46		36.50CR
09JUN17	1 05SEP17	1904.50	1906.66		54.00CR
	LME Lead 25 tonnes. This is an LME registered client contract				
05JUN17	1 05SEP17	2109.00	2095.00		350.00DR
05JUN17	1 05SEP17	2098.00	2095.50		62.50DR
05JUN17	1 05SEP17	2088.00	2094.50		162.50CR
05JUN17	1 05SEP17	2088.00	2095.00		175.00CR
05JUN17	1 05SEP17	2094.50	2093.50		25.00DR
	LME Nickel 6 tonnes. This is an LME registered client contract				
05JUN17	1 05SEP17	8895.00	8930.00		210.00CR
05JUN17	1 05SEP17	8895.00	8915.00		120.00CR
05JUN17	1 05SEP17	8875.00	8935.00		360.00CR
05JUN17	1 05SEP17	8865.00	8915.00		300.00CR
05JUN17	1 05SEP17	8875.00	8910.00		210.00CR
05JUN17	1 05SEP17	8880.00	8920.00		240.00CR
05JUN17	1 05SEP17	8860.00	8900.00		240.00CR
29JUN17	1 05SEP17	9282.71	8900.00		2,296.26DR
29JUN17	1 05SEP17	9282.71	8910.00		2,236.26DR
	LME Zinc 25 tonnes. This is an LME registered client contract				
05JUN17	1 05SEP17	2528.00	2534.00		150.00CR
05JUN17	1 05SEP17	2528.00	2495.00		825.00DR
05JUN17	1 05SEP17	2526.50	2495.50		775.00DR
05JUN17	1 05SEP17	2524.50	2497.50		675.00DR
05JUN17	1 05SEP17	2523.00	2500.00		575.00DR
05JUN17	1 05SEP17	2520.00	2538.50		462.50CR
05JUN17	1 05SEP17	2522.00	2497.50		612.50DR
05JUN17	1 05SEP17	2523.00	2500.50		562.50DR
05JUN17	1 05SEP17	2518.00	2489.00		725.00DR
05JUN17	1 05SEP17	2514.50	2484.00		762.50DR
05JUN17	1 05SEP17	2514.00	2487.50		662.50DR
05JUN17	1 05SEP17	2510.00	2488.50		537.50DR
05JUN17	1 05SEP17	2507.50	2496.00		287.50DR
05JUN17	1 05SEP17	2492.00	2498.00		150.00CR
05JUN17	1 05SEP17	2488.00	2497.00		225.00CR
05JUN17	1 05SEP17	2487.50	2496.00		212.50CR
14JUN17	1 05SEP17	2485.50	2492.25		168.75CR
14JUN17	1 05SEP17	2498.00	2492.25		143.75DR
14JUN17	1 05SEP17	2489.50	2492.25		68.75CR
19JUN17	1 05SEP17	2495.50	2555.23		1,493.25CR
	<u>TOTALS</u>				
	BROUGHT FORWARD BALANCE				571,171.95CR

TRADING ADVICE AND SETTLEMENT STATEMENT



SAPIEN CAPITAL LIMITED CLIENT ACC
.

SAP0112A
5th September 2017
COB GLOBAL

Sapien Capital Limited
Suite A, 105 Piccadilly
London W1J 7NJ UK
+44 (0) 20 7340 9081
backoffice@sapiencap.com

AUTHORISED AND REGULATED BY THE
FINANCIAL CONDUCT AUTHORITY

USD US DOLLARS

Date	Description	Bought Price	Sold Price	Commission and Fees	Amount Posted
	SETTLEMENTS				
	LME Lead 25 tonnes. This is an Futures				100.00DR
	LME Zinc 25 tonnes. This is an LME Futures				4,213.00DR
	LME Nickel 6 tonnes. This is an LME Futures				2,852.52DR
	LME Aluminium 25 Tonnes. This is an Futures				3,027.00DR
	COMMISSIONS				266.60DR
	CARRIED FORWARD BALANCE				560,712.83CR

TRADING ADVICE AND SETTLEMENT STATEMENT



SAPIEN CAPITAL LIMITED CLIENT ACC

SAP0112C

5th September 2017

COB GLOBAL

Sapien Capital Limited
Suite A, 105 Piccadilly
London W1J 7NJ UK
+44 (0) 20 7340 9081
backoffice@sapiencap.com

AUTHORISED AND REGULATED BY THE
FINANCIAL CONDUCT AUTHORITY

USD US DOLLARS

Date	Description	Bought Price	Sold Price	Commission and Fees	Amount Posted
	<u>BUSINESS DONE TODAY</u>				
	LME Aluminium 25 Tonnes. This is an LME registered client contract.				
05SEP17	B 1 05DEC17 OBJ EL	2110.50		4.30DR	
05SEP17	B 1 05DEC17 OBJ EL	2110.00		4.30DR	
05SEP17	S 1 05DEC17 OBJ EL		2106.50	4.30DR	
05SEP17	S 1 05DEC17 OBJ EL		2107.00	4.30DR	
05SEP17	S 1 05DEC17 OBJ EL		2105.00	4.30DR	
05SEP17	S 1 05DEC17 OBJ EL		2112.00	4.30DR	
05SEP17	S 2 05DEC17 OBJ EL		2112.50	8.60DR	
05SEP17	B 1 05DEC17 OBJ EL	2105.00		4.30DR	
05SEP17	B 1 05DEC17 OBJ EL	2089.00		4.30DR	
05SEP17	B 1 05DEC17 OBJ EL	2087.50		4.30DR	
	LME Lead 25 tonnes. This is an LME registered client contract				
05SEP17	S 1 05DEC17 OBJ EL		2394.50	4.30DR	
05SEP17	B 1 05DEC17 OBJ EL	2399.50		4.30DR	
05SEP17	S 1 05DEC17 OBJ EL		2405.00	4.30DR	
05SEP17	S 2 05DEC17 OBJ EL		2405.50	8.60DR	
05SEP17	S 2 05DEC17 OBJ EL		2398.50	8.60DR	
05SEP17	S 1 05DEC17 OBJ EL		2399.50	4.30DR	
05SEP17	S 1 05DEC17 OBJ EL		2395.00	4.30DR	
05SEP17	S 1 05DEC17 OBJ EL		2393.00	4.30DR	
05SEP17	B 1 05DEC17 OBJ EL	2391.00		4.30DR	
05SEP17	B 1 05DEC17 OBJ EL	2389.50		4.30DR	
05SEP17	B 1 05DEC17 OBJ EL	2388.50		4.30DR	
05SEP17	B 3 05DEC17 OBJ EL	2389.00		12.90DR	
05SEP17	B 3 05DEC17 OBJ EL	2387.00		12.90DR	
05SEP17	B 2 05DEC17 OBJ EL	2386.50		8.60DR	
05SEP17	B 1 05DEC17 OBJ EL	2386.00		4.30DR	
05SEP17	B 1 05DEC17 OBJ EL	2384.50		4.30DR	
05SEP17	B 3 05DEC17 OBJ EL	2382.50		12.90DR	
05SEP17	B 2 05DEC17 OBJ EL	2379.50		8.60DR	
05SEP17	B 4 05DEC17 OBJ EL	2378.00		17.20DR	
05SEP17	B 1 05DEC17 OBJ EL	2373.50		4.30DR	
05SEP17	S 1 05DEC17 OBJ EL		2370.00	4.30DR	
05SEP17	S 2 05DEC17 OBJ EL		2373.00	8.60DR	
05SEP17	S 1 05DEC17 OBJ EL		2373.50	4.30DR	
05SEP17	S 1 05DEC17 OBJ EL		2366.50	4.30DR	
05SEP17	S 1 05DEC17 OBJ EL		2365.00	4.30DR	
05SEP17	S 1 05DEC17 OBJ EL		2371.00	4.30DR	
05SEP17	B 1 05DEC17 OBJ EL	2367.50		4.30DR	
05SEP17	S 1 05DEC17 OBJ EL		2365.50	4.30DR	
05SEP17	S 3 05DEC17 OBJ EL		2364.00	12.90DR	
05SEP17	B 2 05DEC17 OBJ EL	2368.00		8.60DR	
05SEP17	S 1 05DEC17 OBJ EL		2362.00	4.30DR	
05SEP17	S 1 05DEC17 OBJ EL		2362.50	4.30DR	
05SEP17	B 1 05DEC17 OBJ EL	2355.50		4.30DR	
05SEP17	S 1 05DEC17 OBJ EL		2354.50	4.30DR	
05SEP17	S 1 05DEC17 OBJ EL		2355.00	4.30DR	
05SEP17	B 1 05DEC17 OBJ EL	2354.00		4.30DR	
05SEP17	B 1 05DEC17 OBJ EL	2353.50		4.30DR	
05SEP17	B 1 05DEC17 OBJ EL	2346.00		4.30DR	
05SEP17	S 1 05DEC17 OBJ EL		2344.00	4.30DR	
05SEP17	S 1 05DEC17 OBJ EL		2339.00	4.30DR	
05SEP17	S 1 05DEC17 OBJ EL		2340.00	4.30DR	
05SEP17	S 1 05DEC17 OBJ EL		2341.00	4.30DR	
05SEP17	S 2 05DEC17 OBJ EL		2341.50	8.60DR	
05SEP17	B 1 05DEC17 OBJ EL	2332.50		4.30DR	
05SEP17	B 1 05DEC17 OBJ EL	2332.00		4.30DR	
05SEP17	S 1 05DEC17 OBJ EL		2329.50	4.30DR	
05SEP17	S 1 05DEC17 OBJ EL		2328.50	4.30DR	
05SEP17	S 1 05DEC17 OBJ EL		2326.50	4.30DR	
05SEP17	S 2 05DEC17 OBJ EL		2327.00	8.60DR	

TRADING ADVICE AND SETTLEMENT STATEMENT



SAPIEN CAPITAL LIMITED CLIENT ACC

SAP0112C

5th September 2017

COB GLOBAL

Sapien Capital Limited
Suite A, 105 Piccadilly
London W1J 7NJ UK
+44 (0) 20 7340 9081
backoffice@sapiencap.com

AUTHORISED AND REGULATED BY THE
FINANCIAL CONDUCT AUTHORITY

USD US DOLLARS

Date	Description	Bought Price	Sold Price	Commission and Fees	Amount Posted
05SEP17	S 1 05DEC17 OBJ EL		2331.50	4.30DR	
05SEP17	S 1 05DEC17 OBJ EL		2331.00	4.30DR	
05SEP17	S 1 05DEC17 OBJ EL		2338.00	4.30DR	
05SEP17	S 3 05DEC17 OBJ EL		2336.50	12.90DR	
05SEP17	B 1 05DEC17 OBJ EL	2331.00		4.30DR	
05SEP17	S 1 05DEC17 DMA EL		2341.00	4.30DR	
	LME Zinc 25 tonnes. This is an LME registered client contract				
05SEP17	B 1 05DEC17 OBJ EL	3197.50		4.30DR	
05SEP17	B 4 05DEC17 OBJ EL	3192.50		17.20DR	
05SEP17	B 5 05DEC17 OBJ EL	3192.00		21.50DR	
05SEP17	S 1 05DEC17 OBJ EL		3201.50	4.30DR	
05SEP17	S 2 05DEC17 OBJ EL		3203.50	8.60DR	
05SEP17	B 2 05DEC17 OBJ EL	3202.00		8.60DR	
05SEP17	S 1 05DEC17 OBJ EL		3204.00	4.30DR	
05SEP17	S 1 05DEC17 OBJ EL		3205.50	4.30DR	
05SEP17	S 1 05DEC17 OBJ EL		3204.50	4.30DR	
05SEP17	B 1 05DEC17 OBJ EL	3194.50		4.30DR	
05SEP17	B 1 05DEC17 OBJ EL	3195.00		4.30DR	
05SEP17	B 2 05DEC17 OBJ EL	3194.00		8.60DR	
05SEP17	B 1 05DEC17 OBJ EL	3190.50		4.30DR	
05SEP17	S 1 05DEC17 OBJ EL		3192.00	4.30DR	
05SEP17	S 2 05DEC17 OBJ EL		3201.00	8.60DR	
05SEP17	S 4 05DEC17 OBJ EL		3202.00	17.20DR	
05SEP17	B 1 05DEC17 OBJ EL	3191.50		4.30DR	
05SEP17	B 1 05DEC17 OBJ EL	3190.00		4.30DR	
05SEP17	B 2 05DEC17 OBJ EL	3186.50		8.60DR	
05SEP17	S 1 05DEC17 OBJ EL		3196.50	4.30DR	
05SEP17	S 3 05DEC17 OBJ EL		3197.00	12.90DR	
05SEP17	S 1 05DEC17 OBJ EL		3198.50	4.30DR	
05SEP17	S 2 05DEC17 OBJ EL		3198.00	8.60DR	
05SEP17	S 3 05DEC17 OBJ EL		3202.50	12.90DR	
05SEP17	S 1 05DEC17 OBJ EL		3200.00	4.30DR	
05SEP17	B 3 05DEC17 OBJ EL	3193.00		12.90DR	
05SEP17	B 1 05DEC17 OBJ EL	3188.50		4.30DR	
05SEP17	B 1 05DEC17 OBJ EL	3188.00		4.30DR	
05SEP17	B 2 05DEC17 OBJ EL	3187.50		8.60DR	
05SEP17	B 1 05DEC17 OBJ EL	3184.00		4.30DR	
05SEP17	S 1 05DEC17 OBJ EL		3184.50	4.30DR	
05SEP17	B 1 05DEC17 OBJ EL	3179.00		4.30DR	
05SEP17	B 1 05DEC17 OBJ EL	3178.50		4.30DR	
05SEP17	S 1 05DEC17 OBJ EL		3194.50	4.30DR	
05SEP17	S 1 05DEC17 OBJ EL		3194.00	4.30DR	
05SEP17	S 1 05DEC17 OBJ EL		3195.00	4.30DR	
05SEP17	S 1 05DEC17 OBJ EL		3195.50	4.30DR	
05SEP17	S 1 05DEC17 OBJ EL		3191.50	4.30DR	
05SEP17	B 3 05DEC17 OBJ EL	3181.00		12.90DR	
05SEP17	B 2 05DEC17 OBJ EL	3180.00		8.60DR	
05SEP17	B 1 05DEC17 OBJ EL	3182.00		4.30DR	
05SEP17	S 1 05DEC17 OBJ EL		3189.00	4.30DR	
05SEP17	S 1 05DEC17 OBJ EL		3186.50	4.30DR	
05SEP17	S 4 05DEC17 OBJ EL		3187.50	17.20DR	
05SEP17	S 1 05DEC17 OBJ EL		3188.00	4.30DR	
05SEP17	S 1 05DEC17 OBJ EL		3191.00	4.30DR	
05SEP17	B 2 05DEC17 OBJ EL	3167.00		8.60DR	
05SEP17	B 2 05DEC17 OBJ EL	3166.50		8.60DR	
05SEP17	B 1 05DEC17 OBJ EL	3161.50		4.30DR	
05SEP17	B 2 05DEC17 OBJ EL	3160.50		8.60DR	
05SEP17	B 1 05DEC17 OBJ EL	3157.50		4.30DR	
05SEP17	B 2 05DEC17 OBJ EL	3155.00		8.60DR	
05SEP17	B 2 05DEC17 OBJ EL	3155.50		8.60DR	
05SEP17	B 1 05DEC17 OBJ EL	3153.50		4.30DR	
05SEP17	B 1 05DEC17 OBJ EL	3152.50		4.30DR	
05SEP17	S 2 05DEC17 OBJ EL		3158.50	8.60DR	
05SEP17	S 1 05DEC17 OBJ EL		3159.00	4.30DR	
05SEP17	S 2 05DEC17 OBJ EL		3160.50	8.60DR	

TRADING ADVICE AND SETTLEMENT STATEMENT



SAPIEN CAPITAL LIMITED CLIENT ACC

SAP0112C

5th September 2017

COB GLOBAL

Sapien Capital Limited
Suite A, 105 Piccadilly
London W1J 7NJ UK
+44 (0) 20 7340 9081
backoffice@sapiencap.com

AUTHORISED AND REGULATED BY THE
FINANCIAL CONDUCT AUTHORITY

USD US DOLLARS

Date	Description	Bought Price	Sold Price	Commission and Fees	Amount Posted
05SEP17	B 1 05DEC17 OBJ EL	3151.00		4.30DR	
05SEP17	B 2 05DEC17 OBJ EL	3150.50		8.60DR	
05SEP17	B 1 05DEC17 OBJ EL	3150.00		4.30DR	
05SEP17	B 1 05DEC17 OBJ EL	3147.50		4.30DR	
05SEP17	B 1 05DEC17 OBJ EL	3145.50		4.30DR	
05SEP17	B 1 05DEC17 OBJ EL	3145.00		4.30DR	
05SEP17	B 2 05DEC17 OBJ EL	3138.00		8.60DR	
05SEP17	B 1 05DEC17 OBJ EL	3134.50		4.30DR	
05SEP17	B 1 05DEC17 OBJ EL	3134.00		4.30DR	
05SEP17	S 1 05DEC17 OBJ EL		3141.50	4.30DR	
05SEP17	S 1 05DEC17 OBJ EL		3143.50	4.30DR	
05SEP17	S 1 05DEC17 OBJ EL		3144.50	4.30DR	
05SEP17	B 1 05DEC17 OBJ EL	3137.00		4.30DR	
05SEP17	B 1 05DEC17 OBJ EL	3135.00		4.30DR	
05SEP17	S 1 05DEC17 OBJ EL		3148.50	4.30DR	
05SEP17	B 1 05DEC17 OBJ EL	3140.00		4.30DR	
05SEP17	B 1 05DEC17 OBJ EL	3137.50		4.30DR	
05SEP17	S 2 05DEC17 OBJ EL		3115.00	8.60DR	
05SEP17	S 2 05DEC17 OBJ EL		3092.50	8.60DR	
05SEP17	S 1 05DEC17 OBJ EL		3091.50	4.30DR	
05SEP17	S 2 05DEC17 OBJ EL		3100.00	8.60DR	
05SEP17	S 2 05DEC17 OBJ EL		3103.00	8.60DR	
05SEP17	S 2 05DEC17 OBJ EL		3103.50	8.60DR	
05SEP17	S 2 05DEC17 OBJ EL		3104.00	8.60DR	
05SEP17	B 1 05DEC17 OBJ EL	3102.50		4.30DR	
05SEP17	B 2 05DEC17 OBJ EL	3101.00		8.60DR	
05SEP17	B 2 05DEC17 DMA EL	3167.00		8.60DR	
05SEP17	B 1 05DEC17 DMA EL	3152.00		4.30DR	
05SEP17	B 1 05DEC17 DMA EL	3135.00		4.30DR	
05SEP17	S 3 05DEC17 DMA EL		3102.00	12.90DR	
	Commission				958.90DR
	MATCH OUTS				
	LME Aluminium 25 Tonnes. This is an LME registered client contract.				
05JUN17	1 05SEP17	1922.50	1931.00		212.50CR
05JUN17	1 05SEP17	1921.00	1906.50		362.50DR
05JUN17	1 05SEP17	1921.00	1906.50		362.50DR
05JUN17	1 05SEP17	1920.50	1902.50		450.00DR
05JUN17	1 05SEP17	1917.00	1903.50		337.50DR
05JUN17	1 05SEP17	1916.50	1903.00		337.50DR
09JUN17	1 05SEP17	1919.00	1906.66		308.50DR
09JUN17	1 05SEP17	1917.00	1906.66		258.50DR
09JUN17	1 05SEP17	1916.50	1906.66		246.00DR
	LME Lead 25 tonnes. This is an LME registered client contract				
05JUN17	1 05SEP17	2106.00	2110.50		112.50CR
05JUN17	1 05SEP17	2106.00	2111.50		137.50CR
05JUN17	1 05SEP17	2102.00	2111.00		225.00CR
05JUN17	1 05SEP17	2106.00	2112.50		162.50CR
05JUN17	1 05SEP17	2097.50	2110.50		325.00CR
05JUN17	1 05SEP17	2097.50	2110.00		312.50CR
05JUN17	1 05SEP17	2096.50	2111.00		362.50CR
05JUN17	1 05SEP17	2095.00	2094.50		12.50DR
05JUN17	2 05SEP17	2093.00	2094.50		75.00CR
05JUN17	1 05SEP17	2093.00	2093.50		12.50CR
05JUN17	1 05SEP17	2089.50	2093.50		100.00CR
05JUN17	1 05SEP17	2095.00	2093.50		37.50DR
05JUN17	1 05SEP17	2094.50	2093.50		25.00DR
05JUN17	1 05SEP17	2093.00	2094.50		37.50CR
05JUN17	1 05SEP17	2091.50	2093.50		50.00CR

TRADING ADVICE AND SETTLEMENT STATEMENT



SAPIEN CAPITAL LIMITED CLIENT ACC

SAP0112C

5th September 2017

COB GLOBAL

Sapien Capital Limited
Suite A, 105 Piccadilly
London W1J 7NJ UK
+44 (0) 20 7340 9081
backoffice@sapiencap.com

AUTHORISED AND REGULATED BY THE
FINANCIAL CONDUCT AUTHORITY

USD US DOLLARS

Date	Description	Bought Price	Sold Price	Commission and Fees	Amount Posted
05JUN17	1 05SEP17	2098.50	2091.00		187.50DR
05JUN17	1 05SEP17	2098.50	2094.00		112.50DR
05JUN17	1 05SEP17	2095.00	2099.00		100.00CR
05JUN17	2 05SEP17	2103.00	2101.00		100.00DR
05JUN17	1 05SEP17	2103.00	2103.50		12.50CR
05JUN17	1 05SEP17	2104.50	2106.00		37.50CR
05JUN17	1 05SEP17	2103.50	2106.00		62.50CR
05JUN17	1 05SEP17	2104.00	2107.50		87.50CR
05JUN17	1 05SEP17	2104.00	2107.50		87.50CR
05JUN17	1 05SEP17	2105.00	2107.50		62.50CR
09JUN17	1 05SEP17	2098.80	2108.00		230.00CR
09JUN17	1 05SEP17	2098.60	2109.00		260.00CR
09JUN17	1 05SEP17	2098.60	2106.50		197.50CR
09JUN17	1 05SEP17	2098.60	2107.00		210.00CR
09JUN17	1 05SEP17	2098.60	2107.50		222.50CR
09JUN17	1 05SEP17	2098.60	2106.50		197.50CR
09JUN17	2 05SEP17	2098.60	2106.00		370.00CR
09JUN17	1 05SEP17	2098.60	2108.00		235.00CR
09JUN17	1 05SEP17	2098.60	2109.50		272.50CR
	LME Nickel 6 tonnes. This is an LME registered client contract				
09JUN17	1 05SEP17	8979.16	8870.00		654.96DR
09JUN17	1 05SEP17	8979.16	8860.00		714.96DR
09JUN17	2 05SEP17	8979.16	8860.00		1,429.92DR
	LME Zinc 25 tonnes. This is an LME registered client contract				
05JUN17	1 05SEP17	2525.00	2537.00		300.00CR
05JUN17	1 05SEP17	2534.50	2531.50		75.00DR
05JUN17	1 05SEP17	2525.50	2531.00		137.50CR
05JUN17	1 05SEP17	2531.50	2538.50		175.00CR
05JUN17	1 05SEP17	2534.50	2533.00		37.50DR
05JUN17	1 05SEP17	2531.50	2538.50		175.00CR
05JUN17	1 05SEP17	2526.50	2537.50		275.00CR
05JUN17	1 05SEP17	2527.00	2537.50		262.50CR
05JUN17	1 05SEP17	2527.00	2536.00		225.00CR
05JUN17	1 05SEP17	2527.00	2534.00		175.00CR
05JUN17	1 05SEP17	2526.00	2536.00		250.00CR
05JUN17	1 05SEP17	2526.50	2537.50		275.00CR
05JUN17	1 05SEP17	2527.00	2537.50		262.50CR
05JUN17	1 05SEP17	2525.00	2492.00		825.00DR
05JUN17	1 05SEP17	2526.00	2494.50		787.50DR
05JUN17	1 05SEP17	2531.50	2495.00		912.50DR
05JUN17	1 05SEP17	2527.00	2495.00		800.00DR
05JUN17	1 05SEP17	2528.00	2495.00		825.00DR
05JUN17	1 05SEP17	2528.00	2497.00		775.00DR
05JUN17	1 05SEP17	2530.00	2498.00		800.00DR
05JUN17	1 05SEP17	2526.50	2498.00		712.50DR
05JUN17	1 05SEP17	2526.50	2499.00		687.50DR
05JUN17	1 05SEP17	2527.50	2499.00		712.50DR
05JUN17	1 05SEP17	2526.00	2500.00		650.00DR
05JUN17	1 05SEP17	2526.00	2501.50		612.50DR
05JUN17	1 05SEP17	2523.00	2501.00		550.00DR
05JUN17	1 05SEP17	2520.00	2504.00		400.00DR
05JUN17	1 05SEP17	2523.00	2502.00		525.00DR
05JUN17	1 05SEP17	2522.00	2500.50		537.50DR
05JUN17	1 05SEP17	2522.00	2499.50		562.50DR
05JUN17	1 05SEP17	2522.00	2500.50		537.50DR
05JUN17	1 05SEP17	2522.00	2500.00		550.00DR
05JUN17	1 05SEP17	2517.00	2501.00		400.00DR
05JUN17	1 05SEP17	2514.50	2479.00		887.50DR
05JUN17	1 05SEP17	2514.00	2495.00		475.00DR
05JUN17	1 05SEP17	2512.00	2502.00		250.00DR
05JUN17	1 05SEP17	2508.50	2502.00		162.50DR
05JUN17	1 05SEP17	2508.50	2496.00		312.50DR
05JUN17	1 05SEP17	2508.00	2496.00		300.00DR

TRADING ADVICE AND SETTLEMENT STATEMENT



SAPIEN CAPITAL LIMITED CLIENT ACC

SAP0112C

5th September 2017

COB GLOBAL

Sapien Capital Limited
Suite A, 105 Piccadilly
London W1J 7NJ UK
+44 (0) 20 7340 9081
backoffice@sapiencap.com

AUTHORISED AND REGULATED BY THE
FINANCIAL CONDUCT AUTHORITY

USD US DOLLARS

Date	Description	Bought Price	Sold Price	Commission and Fees	Amount Posted
05JUN17	1 05SEP17	2507.00	2498.00		225.00DR
05JUN17	1 05SEP17	2507.00	2497.00		250.00DR
05JUN17	1 05SEP17	2506.50	2500.00		162.50DR
05JUN17	1 05SEP17	2505.00	2500.00		125.00DR
05JUN17	1 05SEP17	2500.50	2500.50		0.00
05JUN17	1 05SEP17	2494.00	2497.00		75.00CR
05JUN17	1 05SEP17	2493.00	2497.00		100.00CR
05JUN17	1 05SEP17	2490.00	2499.00		225.00CR
05JUN17	1 05SEP17	2480.50	2499.50		475.00CR
05JUN17	1 05SEP17	2488.00	2499.50		287.50CR
05JUN17	1 05SEP17	2488.00	2484.50		87.50DR
05JUN17	1 05SEP17	2487.50	2487.00		12.50DR
05JUN17	1 05SEP17	2498.50	2487.00		287.50DR
05JUN17	1 05SEP17	2492.00	2488.00		100.00DR
05JUN17	1 05SEP17	2534.50	2486.50		1,200.00DR
05JUN17	1 05SEP17	2513.50	2486.50		675.00DR
05JUN17	1 05SEP17	2493.50	2487.00		162.50DR
05JUN17	1 05SEP17	2492.50	2487.00		137.50DR
05JUN17	1 05SEP17	2492.00	2488.00		100.00DR
05JUN17	1 05SEP17	2492.00	2488.00		100.00DR
05JUN17	1 05SEP17	2495.00	2488.00		175.00DR
05JUN17	1 05SEP17	2497.50	2490.00		187.50DR
05JUN17	1 05SEP17	2497.50	2490.00		187.50DR
05JUN17	1 05SEP17	2492.00	2490.00		50.00DR
05JUN17	1 05SEP17	2486.50	2490.50		100.00CR
05JUN17	1 05SEP17	2488.50	2494.00		137.50CR
05JUN17	1 05SEP17	2488.00	2493.50		137.50CR
05JUN17	1 05SEP17	2495.00	2492.50		62.50DR
05JUN17	1 05SEP17	2495.00	2492.50		62.50DR
05JUN17	1 05SEP17	2493.00	2492.50		12.50DR
05JUN17	1 05SEP17	2487.00	2491.00		100.00CR
05JUN17	1 05SEP17	2484.00	2492.50		212.50CR
05JUN17	1 05SEP17	2484.00	2493.50		237.50CR
05JUN17	1 05SEP17	2484.50	2493.50		225.00CR
05JUN17	1 05SEP17	2483.00	2493.50		262.50CR
05JUN17	1 05SEP17	2482.50	2494.00		287.50CR
05JUN17	1 05SEP17	2496.00	2494.00		50.00DR
09JUN17	1 05SEP17	2532.50	2494.00		962.50DR
09JUN17	1 05SEP17	2532.50	2498.00		862.50DR
09JUN17	2 05SEP17	2532.30	2498.00		1,715.00DR
09JUN17	1 05SEP17	2532.30	2498.00		857.50DR
TOTALS					
BROUGHT FORWARD BALANCE					904,312.39DR
SETTLEMENTS					
LME Lead 25 tonnes. This is an Futures					4,082.50CR
LME Zinc 25 tonnes. This is an LME Futures					19,097.50DR
LME Nickel 6 tonnes. This is an LME Futures					2,799.84DR
LME Aluminium 25 Tonnes. This is an Futures					2,450.50DR
COMMISSIONS					958.90DR
CARRIED FORWARD BALANCE					925,536.63DR

TRADING ADVICE AND SETTLEMENT STATEMENT



SAPIEN CAPITAL LIMITED CLIENT ACC

SAP0112D

5th September 2017

COB GLOBAL

Sapien Capital Limited
Suite A, 105 Piccadilly
London W1J 7NJ UK
+44 (0) 20 7340 9081
backoffice@sapiencap.com

AUTHORISED AND REGULATED BY THE
FINANCIAL CONDUCT AUTHORITY

USD US DOLLARS

Date	Description	Bought Price	Sold Price	Commission and Fees	Amount Posted
	<u>BUSINESS DONE TODAY</u>				
	LME Aluminium 25 Tonnes. This is an LME registered client contract.				
05SEP17	B 1 05DEC17 OBJ EL	2107.00		4.30DR	
05SEP17	B 2 05DEC17 OBJ EL	2110.50		8.60DR	
05SEP17	S 1 05DEC17 OBJ EL		2113.50	4.30DR	
05SEP17	S 1 05DEC17 OBJ EL		2118.00	4.30DR	
05SEP17	S 1 05DEC17 OBJ EL		2114.00	4.30DR	
05SEP17	S 3 05DEC17 OBJ EL		2116.50	12.90DR	
05SEP17	S 1 05DEC17 OBJ EL		2117.00	4.30DR	
05SEP17	B 1 05DEC17 OBJ EL	2109.50		4.30DR	
05SEP17	B 5 05DEC17 OBJ EL	2108.00		21.50DR	
05SEP17	B 1 05DEC17 OBJ EL	2103.50		4.30DR	
05SEP17	S 1 05DEC17 OBJ EL		2104.00	4.30DR	
05SEP17	B 1 05DEC17 OBJ EL	2108.50		4.30DR	
05SEP17	B 1 05DEC17 OBJ EL	2106.50		4.30DR	
05SEP17	S 1 05DEC17 OBJ EL		2106.00	4.30DR	
05SEP17	S 2 05DEC17 OBJ EL		2108.50	8.60DR	
05SEP17	S 1 05DEC17 OBJ EL		2110.00	4.30DR	
05SEP17	S 1 05DEC17 OBJ EL		2111.50	4.30DR	
05SEP17	S 1 05DEC17 OBJ EL		2110.50	4.30DR	
	LME Lead 25 tonnes. This is an LME registered client contract				
05SEP17	S 1 05DEC17 OBJ EL		2400.50	4.30DR	
05SEP17	S 1 05DEC17 OBJ EL		2396.50	4.30DR	
05SEP17	S 5 05DEC17 OBJ EL		2394.50	21.50DR	
05SEP17	S 1 05DEC17 OBJ EL		2397.50	4.30DR	
05SEP17	S 2 05DEC17 OBJ EL		2398.50	8.60DR	
05SEP17	B 2 05DEC17 OBJ EL	2399.50		8.60DR	
05SEP17	S 1 05DEC17 OBJ EL		2404.50	4.30DR	
05SEP17	S 3 05DEC17 OBJ EL		2403.50	12.90DR	
05SEP17	S 1 05DEC17 OBJ EL		2401.50	4.30DR	
05SEP17	S 1 05DEC17 OBJ EL		2402.50	4.30DR	
05SEP17	S 1 05DEC17 OBJ EL		2403.00	4.30DR	
05SEP17	S 1 05DEC17 OBJ EL		2405.50	4.30DR	
05SEP17	S 1 05DEC17 OBJ EL		2405.00	4.30DR	
05SEP17	B 1 05DEC17 OBJ EL	2396.00		4.30DR	
05SEP17	S 4 05DEC17 OBJ EL		2396.00	17.20DR	
05SEP17	S 2 05DEC17 OBJ EL		2395.50	8.60DR	
05SEP17	S 6 05DEC17 OBJ EL		2395.00	25.80DR	
05SEP17	S 1 05DEC17 OBJ EL		2394.00	4.30DR	
05SEP17	S 3 05DEC17 OBJ EL		2393.00	12.90DR	
05SEP17	B 1 05DEC17 OBJ EL	2393.00		4.30DR	
05SEP17	B 1 05DEC17 OBJ EL	2392.00		4.30DR	
05SEP17	B 4 05DEC17 OBJ EL	2391.00		17.20DR	
05SEP17	B 3 05DEC17 OBJ EL	2388.00		12.90DR	
05SEP17	B 4 05DEC17 OBJ EL	2389.50		17.20DR	
05SEP17	B 2 05DEC17 OBJ EL	2390.00		8.60DR	
05SEP17	B 10 05DEC17 OBJ EL	2389.00		43.00DR	
05SEP17	B 3 05DEC17 OBJ EL	2388.50		12.90DR	
05SEP17	B 4 05DEC17 OBJ EL	2386.00		17.20DR	
05SEP17	B 2 05DEC17 OBJ EL	2387.00		8.60DR	
05SEP17	B 1 05DEC17 OBJ EL	2386.50		4.30DR	
05SEP17	B 5 05DEC17 OBJ EL	2385.50		21.50DR	
05SEP17	B 2 05DEC17 OBJ EL	2384.50		8.60DR	
05SEP17	B 1 05DEC17 OBJ EL	2382.50		4.30DR	
05SEP17	B 2 05DEC17 OBJ EL	2382.00		8.60DR	
05SEP17	B 1 05DEC17 OBJ EL	2374.00		4.30DR	
05SEP17	B 1 05DEC17 OBJ EL	2373.00		4.30DR	
05SEP17	B 1 05DEC17 OBJ EL	2372.50		4.30DR	
05SEP17	S 1 05DEC17 OBJ EL		2375.00	4.30DR	
05SEP17	S 1 05DEC17 OBJ EL		2376.00	4.30DR	
05SEP17	B 1 05DEC17 OBJ EL	2370.50		4.30DR	
05SEP17	B 1 05DEC17 OBJ EL	2371.00		4.30DR	

TRADING ADVICE AND SETTLEMENT STATEMENT



SAPIEN CAPITAL LIMITED CLIENT ACC

SAP0112D

5th September 2017

COB GLOBAL

Sapien Capital Limited
Suite A, 105 Piccadilly
London W1J 7NJ UK
+44 (0) 20 7340 9081
backoffice@sapiencap.com

AUTHORISED AND REGULATED BY THE
FINANCIAL CONDUCT AUTHORITY

USD US DOLLARS

Date	Description	Bought Price	Sold Price	Commission and Fees	Amount Posted
05SEP17	B 1 05DEC17 OBJ EL	2368.50		4.30DR	
05SEP17	S 1 05DEC17 DMA EL		2382.50	4.30DR	
05SEP17	S 3 05DEC17 OBJ EL		2374.00	12.90DR	
05SEP17	S 2 05DEC17 OBJ EL		2364.00	8.60DR	
05SEP17	S 1 05DEC17 OBJ EL		2372.00	4.30DR	
05SEP17	S 1 05DEC17 OBJ EL		2365.50	4.30DR	
05SEP17	S 2 05DEC17 OBJ EL		2364.50	8.60DR	
05SEP17	B 1 05DEC17 OBJ EL	2368.00		4.30DR	
05SEP17	S 1 05DEC17 OBJ EL		2361.50	4.30DR	
05SEP17	S 1 05DEC17 OBJ EL		2362.00	4.30DR	
05SEP17	B 1 05DEC17 OBJ EL	2356.00		4.30DR	
05SEP17	S 1 05DEC17 OBJ EL		2360.00	4.30DR	
05SEP17	S 2 05DEC17 OBJ EL		2354.50	8.60DR	
05SEP17	B 2 05DEC17 OBJ EL	2354.00		8.60DR	
05SEP17	B 1 05DEC17 OBJ EL	2353.50		4.30DR	
05SEP17	S 1 05DEC17 OBJ EL		2347.00	4.30DR	
05SEP17	S 2 05DEC17 OBJ EL		2339.00	8.60DR	
05SEP17	S 3 05DEC17 OBJ EL		2341.50	12.90DR	
05SEP17	S 4 05DEC17 OBJ EL		2345.00	17.20DR	
05SEP17	B 3 05DEC17 OBJ EL	2346.00		12.90DR	
05SEP17	B 1 05DEC17 OBJ EL	2345.00		4.30DR	
05SEP17	B 2 05DEC17 OBJ EL	2339.00		8.60DR	
05SEP17	B 1 05DEC17 OBJ EL	2341.50		4.30DR	
05SEP17	B 1 05DEC17 OBJ EL	2338.50		4.30DR	
05SEP17	S 1 05DEC17 OBJ EL		2338.50	4.30DR	
05SEP17	S 1 05DEC17 OBJ EL		2336.00	4.30DR	
05SEP17	B 2 05DEC17 OBJ EL	2331.50		8.60DR	
05SEP17	B 1 05DEC17 OBJ EL	2332.50		4.30DR	
05SEP17	S 1 05DEC17 OBJ EL		2327.00	4.30DR	
05SEP17	S 1 05DEC17 OBJ EL		2329.50	4.30DR	
05SEP17	S 1 05DEC17 OBJ EL		2327.50	4.30DR	
05SEP17	S 3 05DEC17 OBJ EL		2328.00	12.90DR	
05SEP17	S 1 05DEC17 OBJ EL		2331.50	4.30DR	
05SEP17	S 2 05DEC17 OBJ EL		2330.00	8.60DR	
05SEP17	S 3 05DEC17 OBJ EL		2338.00	12.90DR	
05SEP17	S 1 05DEC17 OBJ EL		2342.50	4.30DR	
05SEP17	S 1 05DEC17 OBJ EL		2343.00	4.30DR	
05SEP17	S 2 05DEC17 OBJ EL		2340.00	8.60DR	
05SEP17	S 2 05DEC17 OBJ EL		2340.50	8.60DR	
05SEP17	S 2 05DEC17 OBJ EL		2326.00	8.60DR	
05SEP17	S 1 05DEC17 OBJ EL		2326.50	4.30DR	
05SEP17	S 1 05DEC17 OBJ EL		2325.00	4.30DR	
05SEP17	S 2 05DEC17 OBJ EL		2329.00	8.60DR	
05SEP17	S 2 05DEC17 OBJ EL		2336.50	8.60DR	
05SEP17	B 1 05DEC17 OBJ EL	2332.00		4.30DR	
LME Zinc 25 tonnes. This is an LME registered client contract					
05SEP17	B 1 05DEC17 OBJ EL	3203.50		4.30DR	
05SEP17	S 3 05DEC17 OBJ EL		3203.50	12.90DR	
05SEP17	S 1 05DEC17 OBJ EL		3203.00	4.30DR	
05SEP17	S 1 05DEC17 OBJ EL		3204.00	4.30DR	
05SEP17	B 4 05DEC17 OBJ EL	3202.00		17.20DR	
05SEP17	B 1 05DEC17 OBJ EL	3195.50		4.30DR	
05SEP17	B 1 05DEC17 OBJ EL	3194.50		4.30DR	
05SEP17	B 1 05DEC17 OBJ EL	3196.00		4.30DR	
05SEP17	B 1 05DEC17 OBJ EL	3197.00		4.30DR	
05SEP17	B 1 05DEC17 OBJ EL	3198.00		4.30DR	
05SEP17	S 2 05DEC17 OBJ EL		3201.00	8.60DR	
05SEP17	S 2 05DEC17 OBJ EL		3202.50	8.60DR	
05SEP17	S 3 05DEC17 OBJ EL		3202.00	12.90DR	
05SEP17	S 2 05DEC17 OBJ EL		3199.00	8.60DR	
05SEP17	S 1 05DEC17 OBJ EL		3200.00	4.30DR	
05SEP17	B 2 05DEC17 OBJ EL	3193.00		8.60DR	
05SEP17	B 1 05DEC17 OBJ EL	3192.00		4.30DR	
05SEP17	S 1 05DEC17 OBJ EL		3190.50	4.30DR	
05SEP17	B 1 05DEC17 OBJ EL	3194.00		4.30DR	

TRADING ADVICE AND SETTLEMENT STATEMENT



SAPIEN CAPITAL LIMITED CLIENT ACC

SAP0112D

5th September 2017

COB GLOBAL

Sapien Capital Limited
Suite A, 105 Piccadilly
London W1J 7NJ UK
+44 (0) 20 7340 9081
backoffice@sapiencap.com

AUTHORISED AND REGULATED BY THE
FINANCIAL CONDUCT AUTHORITY

USD US DOLLARS

Date	Description	Bought Price	Sold Price	Commission and Fees	Amount Posted
05SEP17	B 2 05DEC17 OBJ EL	3193.50		8.60DR	
05SEP17	B 1 05DEC17 OBJ EL	3185.50		4.30DR	
05SEP17	B 1 05DEC17 OBJ EL	3187.00		4.30DR	
05SEP17	S 2 05DEC17 OBJ EL		3196.00	8.60DR	
05SEP17	S 2 05DEC17 OBJ EL		3196.50	8.60DR	
05SEP17	S 2 05DEC17 OBJ EL		3197.00	8.60DR	
05SEP17	S 2 05DEC17 OBJ EL		3197.50	8.60DR	
05SEP17	S 1 05DEC17 OBJ EL		3198.00	4.30DR	
05SEP17	S 3 05DEC17 OBJ EL		3200.50	12.90DR	
05SEP17	S 3 05DEC17 OBJ EL		3201.50	12.90DR	
05SEP17	S 1 05DEC17 OBJ EL		3198.50	4.30DR	
05SEP17	S 4 05DEC17 OBJ EL		3199.50	17.20DR	
05SEP17	B 1 05DEC17 OBJ EL	3191.00		4.30DR	
05SEP17	B 2 05DEC17 OBJ EL	3190.00		8.60DR	
05SEP17	B 3 05DEC17 OBJ EL	3192.50		12.90DR	
05SEP17	B 3 05DEC17 OBJ EL	3191.50		12.90DR	
05SEP17	B 1 05DEC17 OBJ EL	3188.50		4.30DR	
05SEP17	B 3 05DEC17 OBJ EL	3188.00		12.90DR	
05SEP17	B 2 05DEC17 OBJ EL	3187.50		8.60DR	
05SEP17	B 2 05DEC17 OBJ EL	3185.00		8.60DR	
05SEP17	B 2 05DEC17 OBJ EL	3183.50		8.60DR	
05SEP17	B 1 05DEC17 OBJ EL	3182.50		4.30DR	
05SEP17	B 1 05DEC17 OBJ EL	3182.00		4.30DR	
05SEP17	B 2 05DEC17 OBJ EL	3184.50		8.60DR	
05SEP17	B 2 05DEC17 OBJ EL	3184.00		8.60DR	
05SEP17	B 2 05DEC17 OBJ EL	3179.50		8.60DR	
05SEP17	B 1 05DEC17 OBJ EL	3177.50		4.30DR	
05SEP17	B 1 05DEC17 OBJ EL	3176.50		4.30DR	
05SEP17	B 1 05DEC17 OBJ EL	3176.00		4.30DR	
05SEP17	B 1 05DEC17 OBJ EL	3173.00		4.30DR	
05SEP17	B 3 05DEC17 OBJ EL	3174.00		12.90DR	
05SEP17	B 1 05DEC17 OBJ EL	3175.50		4.30DR	
05SEP17	B 1 05DEC17 OBJ EL	3179.00		4.30DR	
05SEP17	S 1 05DEC17 OBJ EL		3194.00	4.30DR	
05SEP17	S 1 05DEC17 OBJ EL		3193.50	4.30DR	
05SEP17	S 3 05DEC17 OBJ EL		3195.00	12.90DR	
05SEP17	S 1 05DEC17 OBJ EL		3192.00	4.30DR	
05SEP17	B 1 05DEC17 OBJ EL	3180.00		4.30DR	
05SEP17	S 1 05DEC17 OBJ EL		3180.00	4.30DR	
05SEP17	S 1 05DEC17 OBJ EL		3186.00	4.30DR	
05SEP17	S 3 05DEC17 OBJ EL		3189.00	12.90DR	
05SEP17	S 2 05DEC17 OBJ EL		3188.50	8.60DR	
05SEP17	S 2 05DEC17 OBJ EL		3186.50	8.60DR	
05SEP17	S 4 05DEC17 OBJ EL		3187.50	17.20DR	
05SEP17	S 2 05DEC17 OBJ EL		3188.00	8.60DR	
05SEP17	B 1 05DEC17 DMA EL	3199.00		4.30DR	
05SEP17	S 1 05DEC17 OBJ EL		3172.00	4.30DR	
05SEP17	S 1 05DEC17 OBJ EL		3174.00	4.30DR	
05SEP17	B 2 05DEC17 OBJ EL	3167.00		8.60DR	
05SEP17	B 1 05DEC17 OBJ EL	3166.50		4.30DR	
05SEP17	B 1 05DEC17 OBJ EL	3161.50		4.30DR	
05SEP17	B 1 05DEC17 OBJ EL	3162.50		4.30DR	
05SEP17	B 1 05DEC17 OBJ EL	3158.50		4.30DR	
05SEP17	B 1 05DEC17 OBJ EL	3155.50		4.30DR	
05SEP17	B 1 05DEC17 OBJ EL	3152.00		4.30DR	
05SEP17	S 1 05DEC17 OBJ EL		3151.50	4.30DR	
05SEP17	S 1 05DEC17 OBJ EL		3153.50	4.30DR	
05SEP17	S 1 05DEC17 OBJ EL		3156.00	4.30DR	
05SEP17	S 1 05DEC17 OBJ EL		3157.50	4.30DR	
05SEP17	B 1 05DEC17 OBJ EL	3151.50		4.30DR	
05SEP17	B 2 05DEC17 OBJ EL	3151.00		8.60DR	
05SEP17	B 3 05DEC17 OBJ EL	3150.50		12.90DR	
05SEP17	B 1 05DEC17 OBJ EL	3147.50		4.30DR	
05SEP17	B 1 05DEC17 OBJ EL	3139.00		4.30DR	
05SEP17	B 2 05DEC17 OBJ EL	3138.00		8.60DR	
05SEP17	B 1 05DEC17 OBJ EL	3133.50		4.30DR	

TRADING ADVICE AND SETTLEMENT STATEMENT



SAPIEN CAPITAL LIMITED CLIENT ACC

SAP0112D

5th September 2017

COB GLOBAL

Sapien Capital Limited
Suite A, 105 Piccadilly
London W1J 7NJ UK
+44 (0) 20 7340 9081
backoffice@sapiencap.com

AUTHORISED AND REGULATED BY THE
FINANCIAL CONDUCT AUTHORITY

USD US DOLLARS

Date	Description	Bought Price	Sold Price	Commission and Fees	Amount Posted
05SEP17	B 1 05DEC17 OBJ EL	3137.00		4.30DR	
05SEP17	B 1 05DEC17 OBJ EL	3136.50		4.30DR	
05SEP17	S 2 05DEC17 OBJ EL		3144.50	8.60DR	
05SEP17	B 2 05DEC17 OBJ EL	3140.00		8.60DR	
05SEP17	B 1 05DEC17 OBJ EL	3137.50		4.30DR	
05SEP17	B 7 05DEC17 OBJ EL	3138.50		30.10DR	
05SEP17	B 2 05DEC17 OBJ EL	3135.00		8.60DR	
05SEP17	B 1 05DEC17 OBJ EL	3134.50		4.30DR	
05SEP17	S 1 05DEC17 OBJ EL		3115.00	4.30DR	
05SEP17	S 1 05DEC17 OBJ EL		3092.00	4.30DR	
05SEP17	S 1 05DEC17 OBJ EL		3091.50	4.30DR	
05SEP17	B 1 05DEC17 OBJ EL	3092.00		4.30DR	
05SEP17	B 1 05DEC17 OBJ EL	3096.50		4.30DR	
05SEP17	S 1 05DEC17 OBJ EL		3099.00	4.30DR	
05SEP17	S 1 05DEC17 OBJ EL		3103.50	4.30DR	
05SEP17	S 1 05DEC17 OBJ EL		3104.50	4.30DR	
05SEP17	S 2 05DEC17 OBJ EL		3104.00	8.60DR	
05SEP17	B 1 05DEC17 OBJ EL	3102.50		4.30DR	
05SEP17	B 1 05DEC17 OBJ EL	3103.00		4.30DR	
05SEP17	B 1 05DEC17 OBJ EL	3101.50		4.30DR	
05SEP17	B 1 05DEC17 DMA EL	3174.00		4.30DR	
	Commission				1,530.80DR
	<u>MATCH OUTS</u>				
	LME Aluminium 25 Tonnes. This is an LME registered client contract.				
05JUN17	1 05SEP17	1926.00	1932.00		150.00CR
05JUN17	1 05SEP17	1922.50	1918.00		112.50DR
05JUN17	1 05SEP17	1921.00	1902.50		462.50DR
09JUN17	1 05SEP17	1920.50	1906.66		346.00DR
09JUN17	1 05SEP17	1920.50	1906.66		346.00DR
09JUN17	1 05SEP17	1920.50	1906.66		346.00DR
09JUN17	1 05SEP17	1916.50	1906.66		246.00DR
09JUN17	1 05SEP17	1911.50	1906.66		121.00DR
09JUN17	1 05SEP17	1911.50	1906.66		121.00DR
09JUN17	1 05SEP17	1911.50	1906.66		121.00DR
09JUN17	1 05SEP17	1912.00	1906.66		133.50DR
09JUN17	1 05SEP17	1915.00	1906.66		208.50DR
	LME Lead 25 tonnes. This is an LME registered client contract				
05JUN17	1 05SEP17	2102.00	2112.50		262.50CR
05JUN17	1 05SEP17	2103.00	2112.50		237.50CR
05JUN17	1 05SEP17	2102.00	2112.50		262.50CR
05JUN17	1 05SEP17	2097.00	2092.50		112.50DR
05JUN17	1 05SEP17	2095.50	2093.00		62.50DR
05JUN17	1 05SEP17	2094.00	2093.50		12.50DR
05JUN17	1 05SEP17	2093.00	2089.50		87.50DR
05JUN17	2 05SEP17	2093.00	2088.50		225.00DR
05JUN17	1 05SEP17	2093.00	2090.00		75.00DR
05JUN17	1 05SEP17	2092.50	2090.00		62.50DR
05JUN17	1 05SEP17	2087.50	2091.00		87.50CR
05JUN17	1 05SEP17	2087.50	2090.50		75.00CR
05JUN17	1 05SEP17	2088.50	2090.50		50.00CR
05JUN17	1 05SEP17	2094.00	2093.50		12.50DR
05JUN17	1 05SEP17	2089.50	2095.50		150.00CR
05JUN17	1 05SEP17	2098.00	2094.00		100.00DR
05JUN17	1 05SEP17	2096.50	2095.00		37.50DR
05JUN17	1 05SEP17	2095.50	2101.00		137.50CR
05JUN17	1 05SEP17	2095.00	2101.50		162.50CR
05JUN17	1 05SEP17	2093.00	2101.50		212.50CR
05JUN17	1 05SEP17	2093.50	2102.50		225.00CR

TRADING ADVICE AND SETTLEMENT STATEMENT



SAPIEN CAPITAL LIMITED CLIENT ACC

SAP0112D

5th September 2017

COB GLOBAL

Sapien Capital Limited
Suite A, 105 Piccadilly
London W1J 7NJ UK
+44 (0) 20 7340 9081
backoffice@sapiencap.com

AUTHORISED AND REGULATED BY THE
FINANCIAL CONDUCT AUTHORITY

USD US DOLLARS

Date	Description	Bought Price	Sold Price	Commission and Fees	Amount Posted
05JUN17	1 05SEP17	2103.00	2102.50		12.50DR
09JUN17	1 05SEP17	2098.60	2104.00		135.00CR
09JUN17	1 05SEP17	2098.60	2106.50		197.50CR
09JUN17	1 05SEP17	2098.60	2108.50		247.50CR
09JUN17	1 05SEP17	2098.60	2094.50		102.50DR
09JUN17	1 05SEP17	2098.60	2102.50		97.50CR
09JUN17	1 05SEP17	2098.60	2102.50		97.50CR
09JUN17	1 05SEP17	2098.60	2106.00		185.00CR
09JUN17	2 05SEP17	2098.60	2107.00		420.00CR
09JUN17	1 05SEP17	2098.60	2099.50		22.50CR
14JUN17	1 05SEP17	2077.50	2107.00		737.50CR
	LME Zinc 25 tonnes. This is an LME registered client contract				
05JUN17	1 05SEP17	2525.50	2531.50		150.00CR
05JUN17	1 05SEP17	2534.50	2533.50		25.00DR
05JUN17	1 05SEP17	2527.00	2505.50		537.50DR
05JUN17	1 05SEP17	2528.00	2486.50		1,037.50DR
05JUN17	1 05SEP17	2528.00	2492.00		900.00DR
05JUN17	1 05SEP17	2533.00	2493.00		1,000.00DR
05JUN17	1 05SEP17	2532.00	2493.00		975.00DR
05JUN17	1 05SEP17	2532.00	2494.00		950.00DR
05JUN17	1 05SEP17	2531.50	2494.00		937.50DR
05JUN17	1 05SEP17	2530.00	2494.50		887.50DR
05JUN17	2 05SEP17	2529.00	2494.50		1,725.00DR
05JUN17	1 05SEP17	2528.50	2495.50		825.00DR
05JUN17	1 05SEP17	2528.50	2495.50		825.00DR
05JUN17	1 05SEP17	2527.50	2494.50		825.00DR
05JUN17	1 05SEP17	2527.50	2495.00		812.50DR
05JUN17	1 05SEP17	2527.00	2497.00		750.00DR
05JUN17	2 05SEP17	2527.00	2498.00		1,450.00DR
05JUN17	1 05SEP17	2527.50	2500.00		687.50DR
05JUN17	1 05SEP17	2527.00	2501.00		650.00DR
05JUN17	1 05SEP17	2524.50	2500.50		600.00DR
05JUN17	1 05SEP17	2524.50	2504.00		512.50DR
05JUN17	1 05SEP17	2523.00	2499.00		600.00DR
05JUN17	1 05SEP17	2520.00	2500.50		487.50DR
05JUN17	1 05SEP17	2522.50	2500.00		562.50DR
05JUN17	1 05SEP17	2521.50	2499.50		550.00DR
05JUN17	1 05SEP17	2521.00	2494.00		675.00DR
05JUN17	1 05SEP17	2517.50	2491.00		662.50DR
05JUN17	1 05SEP17	2509.00	2501.50		187.50DR
05JUN17	1 05SEP17	2506.00	2487.50		462.50DR
05JUN17	1 05SEP17	2497.50	2496.00		37.50DR
05JUN17	1 05SEP17	2481.50	2496.00		362.50CR
05JUN17	1 05SEP17	2480.50	2495.50		375.00CR
05JUN17	1 05SEP17	2488.00	2496.00		200.00CR
05JUN17	1 05SEP17	2491.00	2497.50		162.50CR
05JUN17	1 05SEP17	2491.50	2497.50		150.00CR
05JUN17	1 05SEP17	2490.50	2500.00		237.50CR
05JUN17	1 05SEP17	2528.00	2499.00		725.00DR
05JUN17	1 05SEP17	2492.50	2499.00		162.50CR
05JUN17	1 05SEP17	2495.00	2499.00		100.00CR
05JUN17	1 05SEP17	2497.50	2496.00		37.50DR
05JUN17	1 05SEP17	2498.00	2496.00		50.00DR
05JUN17	1 05SEP17	2497.50	2496.50		25.00DR
05JUN17	1 05SEP17	2492.50	2499.50		175.00CR
05JUN17	1 05SEP17	2492.00	2499.00		175.00CR
05JUN17	1 05SEP17	2488.50	2499.00		262.50CR
05JUN17	1 05SEP17	2488.00	2499.00		275.00CR
05JUN17	1 05SEP17	2487.00	2499.00		300.00CR
05JUN17	1 05SEP17	2494.50	2500.50		150.00CR
05JUN17	1 05SEP17	2493.00	2500.00		175.00CR
05JUN17	1 05SEP17	2487.00	2487.00		0.00
05JUN17	1 05SEP17	2486.00	2486.50		12.50CR
05JUN17	1 05SEP17	2486.00	2487.00		25.00CR
05JUN17	1 05SEP17	2486.00	2488.00		50.00CR

TRADING ADVICE AND SETTLEMENT STATEMENT



SAPIEN CAPITAL LIMITED CLIENT ACC

SAP0112D

5th September 2017

COB GLOBAL


Sapien Capital Limited
Suite A, 105 Piccadilly
London W1J 7NJ UK
+44 (0) 20 7340 9081
backoffice@sapiencap.com

AUTHORISED AND REGULATED BY THE
FINANCIAL CONDUCT AUTHORITY

USD US DOLLARS

Date	Description	Bought Price	Sold Price	Commission and Fees	Amount Posted
05JUN17	1 05SEP17	2486.50	2488.00		37.50CR
05JUN17	1 05SEP17	2486.50	2489.00		62.50CR
05JUN17	1 05SEP17	2485.50	2488.50		75.00CR
05JUN17	1 05SEP17	2485.50	2488.50		75.00CR
05JUN17	1 05SEP17	2484.50	2488.50		100.00CR
05JUN17	1 05SEP17	2485.00	2488.50		87.50CR
05JUN17	1 05SEP17	2484.00	2488.50		112.50CR
05JUN17	1 05SEP17	2484.00	2489.50		137.50CR
05JUN17	1 05SEP17	2496.50	2489.50		175.00DR
05JUN17	1 05SEP17	2496.00	2490.50		137.50DR
05JUN17	1 05SEP17	2495.50	2494.00		37.50DR
05JUN17	1 05SEP17	2486.00	2494.00		200.00CR
09JUN17	1 05SEP17	2532.50	2494.00		962.50DR
09JUN17	3 05SEP17	2532.50	2494.00		2,887.50DR
09JUN17	1 05SEP17	2532.30	2492.50		995.00DR
09JUN17	1 05SEP17	2532.30	2492.50		995.00DR
09JUN17	1 05SEP17	2532.30	2494.00		957.50DR
09JUN17	1 05SEP17	2532.30	2493.50		970.00DR
09JUN17	1 05SEP17	2532.30	2493.50		970.00DR
09JUN17	1 05SEP17	2532.30	2494.00		957.50DR
09JUN17	1 05SEP17	2532.30	2494.00		957.50DR
14JUN17	1 05SEP17	2492.25	2498.00		143.75CR
<u>TOTALS</u>					
BROUGHT FORWARD BALANCE					26,840.78DR
SETTLEMENTS					
LME Lead 25 tonnes. This is an Futures					3,100.00CR
LME Zinc 25 tonnes. This is an LME Futures					28,446.25DR
LME Aluminium 25 Tonnes. This is an Futures					2,414.00DR
COMMISSIONS					1,530.80DR
CARRIED FORWARD BALANCE					56,131.83DR

TRADING ADVICE AND SETTLEMENT STATEMENT



SAPIEN CAPITAL LIMITED
SAP0112
SUITE A, 105 PICCADILLY
LONDON
W1J 7NJ

SAPG0112
5th Sep 2017
COB Global

MACQUARIE BANK LIMITED LONDON BRANCH
ROPEMAKER PLACE 28 ROPEMAKER STREET
LONDON EC2Y 9HD PHONE (44) 20 3037 4343
Authorised and regulated by the Australian Prudential
Regulation Authority. Authorised by the Prudential
Regulation Authority. Subject to regulation by the Financial
Conduct Authority and limited regulation by the
Prudential Regulation Authority. Details about the extent
of our regulation by the Prudential Regulation Authority are
available from us on request.

USD US DOLLARS

Date	Description	Commission and Fees	Amount Posted
	<u>TOTALS</u>		
	BROUGHT FORWARD BALANCE		472,945.98CR
	SETTLEMENTS		
	LME Aluminium 25 Tonnes. This is an Futures		7,891.50DR
	LME Lead 25 tonnes. This is an Futures		7,082.50CR
	LME Nickel 6 tonnes. This is an LME Futures		5,652.36DR
	LME Zinc 25 tonnes. This is an LME Futures		51,756.75DR
	COMMISSIONS		2,756.30DR
	CARRIED FORWARD BALANCE		411,971.57CR

TRADING ADVICE AND SETTLEMENT STATEMENT



SAPIEN CAPITAL LIMITED CLIENT ACC
.

SAP0113A
5th September 2017
COB GLOBAL

Sapien Capital Limited
Suite A, 105 Piccadilly
London W1J 7NJ UK
+44 (0) 20 7340 9081
backoffice@sapiencap.com

AUTHORISED AND REGULATED BY THE
FINANCIAL CONDUCT AUTHORITY

USD US DOLLARS

Date	Description	Bought Price	Sold Price	Commission and Fees	Amount Posted
	<u>BUSINESS DONE TODAY</u>				
	CMX Gold 100 CMX				
05SEP17	S 5 OCT17 GX		1341.0	11.50DR	
05SEP17	S 5 OCT17 1310.0 Put GX		6.7	11.50DR	3,350.00CR
	Commission				23.00DR
	<u>TOTALS</u>				
	BROUGHT FORWARD BALANCE				38,739.73CR
	OPTION PREMIUMS				3,350.00CR
	COMMISSIONS				23.00DR
	CARRIED FORWARD BALANCE				42,066.73CR

TRADING ADVICE AND SETTLEMENT STATEMENT



SAPIEN CAPITAL LIMITED
SAP0113
SUITE A, 105 PICCADILLY
LONDON
W1J 7NJ

SAPG0113

5th Sep 2017

COB Global

MACQUARIE BANK LIMITED LONDON BRANCH
ROPEMAKER PLACE 28 ROPEMAKER STREET
LONDON EC2Y 9HD PHONE (44) 20 3037 4343
Authorised and regulated by the Australian Prudential
Regulation Authority. Authorised by the Prudential
Regulation Authority. Subject to regulation by the Financial
Conduct Authority and limited regulation by the
Prudential Regulation Authority. Details about the extent
of our regulation by the Prudential Regulation Authority are
available from us on request.

USD US DOLLARS

Date	Description	Commission and Fees	Amount Posted
	<u>TOTALS</u>		
	BROUGHT FORWARD BALANCE		38,739.73CR
	OPTION PREMIUMS		3,350.00CR
	COMMISSIONS		23.00DR
	CARRIED FORWARD BALANCE		42,066.73CR

TRADING ADVICE AND SETTLEMENT STATEMENT



SAPIEN CAPITAL LIMITED CLIENT ACC

SAP0119B

5th September 2017

COB GLOBAL

Sapien Capital Limited
Suite A, 105 Piccadilly
London W1J 7NJ UK
+44 (0) 20 7340 9081
backoffice@sapiencap.com

AUTHORISED AND REGULATED BY THE
FINANCIAL CONDUCT AUTHORITY

USD US DOLLARS

Date	Description	Bought Price	Sold Price	Commission and Fees	Amount Posted
	<u>BUSINESS DONE TODAY</u>				
	LME Aluminium 25 Tonnes. This is an LME registered client contract.				
05SEP17	S 3 05DEC17 TTR EL		2121.00	15.00DR	
05SEP17	S 2 05DEC17 TTR EL		2120.50	10.00DR	
05SEP17	S 3 05DEC17 TTR EL		2117.00	15.00DR	
05SEP17	S 1 05DEC17 TTR EL		2116.50	5.00DR	
05SEP17	S 2 05DEC17 TTR EL		2118.50	10.00DR	
05SEP17	S 1 05DEC17 TTR EL		2118.00	5.00DR	
05SEP17	B 1 05DEC17 TTR EL	2112.50		5.00DR	
05SEP17	B 1 05DEC17 TTR EL	2112.00		5.00DR	
05SEP17	B 1 05DEC17 TTR EL	2111.50		5.00DR	
05SEP17	S 1 05DEC17 TTR EL		2112.00	5.00DR	
05SEP17	B 1 05DEC17 TTR EL	2109.00		5.00DR	
05SEP17	B 3 05DEC17 TTR EL	2108.00		15.00DR	
05SEP17	B 1 05DEC17 TTR EL	2108.50		5.00DR	
05SEP17	B 4 05DEC17 TTR EL	2107.50		20.00DR	
05SEP17	B 3 05DEC17 TTR EL	2114.00		15.00DR	
05SEP17	S 4 05DEC17 TTR EL		2104.00	20.00DR	
05SEP17	S 3 05DEC17 TTR EL		2104.50	15.00DR	
05SEP17	S 5 05DEC17 TTR EL		2105.00	25.00DR	
05SEP17	S 4 05DEC17 TTR EL		2105.50	20.00DR	
05SEP17	B 3 05DEC17 TTR EL	2111.00		15.00DR	
05SEP17	S 1 05DEC17 TTR EL		2110.00	5.00DR	
05SEP17	S 1 05DEC17 TTR EL		2115.00	5.00DR	
05SEP17	S 5 05DEC17 TTR EL		2117.50	25.00DR	
05SEP17	S 1 05DEC17 TTR EL		2106.50	5.00DR	
	NYM Light Sweet Crude Oil 1,000 NYM				
05SEP17	B 1 OCT17 TTR II	47.31		2.50DR	
05SEP17	S 1 OCT17 TTR II		47.45	2.50DR	
05SEP17	S 2 OCT17 TTR II		48.79	5.00DR	
05SEP17	S 1 OCT17 TTR II		48.83	2.50DR	
05SEP17	S 1 OCT17 TTR II		48.96	2.50DR	
05SEP17	S 1 OCT17 TTR II		48.88	2.50DR	
05SEP17	S 1 OCT17 TTR II		48.89	2.50DR	
05SEP17	S 1 OCT17 TTR II		48.82	2.50DR	
05SEP17	S 2 OCT17 TTR II		48.86	5.00DR	
05SEP17	S 2 OCT17 TTR II		48.84	5.00DR	
05SEP17	S 2 OCT17 TTR II		48.68	5.00DR	
05SEP17	S 5 NOV17 TTR II		49.26	12.50DR	
	LME Copper Grade A 25 tonnes. This is a LME registered client contract				
05SEP17	S 1 05DEC17 TTR EL		6931.50	5.00DR	
05SEP17	S 1 05DEC17 TTR EL		6930.50	5.00DR	
05SEP17	S 2 05DEC17 TTR EL		6929.00	10.00DR	
05SEP17	S 3 05DEC17 TTR EL		6928.50	15.00DR	
05SEP17	B 1 05DEC17 TTR EL	6936.50		5.00DR	
05SEP17	B 1 05DEC17 TTR EL	6937.00		5.00DR	
05SEP17	B 1 05DEC17 TTR EL	6941.00		5.00DR	
05SEP17	B 1 05DEC17 TTR EL	6944.00		5.00DR	
05SEP17	B 1 05DEC17 TTR EL	6943.00		5.00DR	
05SEP17	B 1 05DEC17 TTR EL	6939.00		5.00DR	
05SEP17	B 2 05DEC17 TTR EL	6938.00		10.00DR	
05SEP17	B 1 05DEC17 TTR EL	6942.00		5.00DR	
05SEP17	B 2 05DEC17 TTR EL	6942.50		10.00DR	
05SEP17	B 1 05DEC17 TTR EL	6940.50		5.00DR	
05SEP17	B 1 05DEC17 TTR EL	6940.00		5.00DR	
05SEP17	B 1 05DEC17 TTR EL	6939.50		5.00DR	
05SEP17	S 1 05DEC17 TTR EL		6941.00	5.00DR	
05SEP17	B 1 05DEC17 TTR EL	6941.50		5.00DR	
05SEP17	S 1 05DEC17 TTR EL		6940.50	5.00DR	
05SEP17	S 1 05DEC17 TTR EL		6940.00	5.00DR	
05SEP17	S 2 05DEC17 TTR EL		6935.50	10.00DR	
05SEP17	S 1 05DEC17 TTR EL		6934.00	5.00DR	

TRADING ADVICE AND SETTLEMENT STATEMENT



SAPIEN CAPITAL LIMITED CLIENT ACC
.

SAP0119B

5th September 2017

COB GLOBAL

Sapien Capital Limited
Suite A, 105 Piccadilly
London W1J 7NJ UK
+44 (0) 20 7340 9081
backoffice@sapiencap.com

AUTHORISED AND REGULATED BY THE
FINANCIAL CONDUCT AUTHORITY

USD US DOLLARS

Date	Description	Bought Price	Sold Price	Commission and Fees	Amount Posted
05SEP17	S 1 05DEC17 TTR EL		6933.00	5.00DR	
05SEP17	S 3 05DEC17 TTR EL		6932.00	15.00DR	
05SEP17	S 5 05DEC17 TTR EL		6932.50	25.00DR	
05SEP17	S 1 05DEC17 TTR EL		6939.50	5.00DR	
05SEP17	B 1 05DEC17 TTR EL	6949.50		5.00DR	
05SEP17	B 2 05DEC17 TTR EL	6959.00		10.00DR	
05SEP17	B 1 05DEC17 TTR EL	6964.50		5.00DR	
05SEP17	B 1 05DEC17 TTR EL	6968.00		5.00DR	
05SEP17	B 1 05DEC17 TTR EL	6965.50		5.00DR	
05SEP17	B 2 05DEC17 TTR EL	6964.00		10.00DR	
05SEP17	B 2 05DEC17 TTR EL	6966.00		10.00DR	
05SEP17	B 1 05DEC17 TTR EL	6961.00		5.00DR	
05SEP17	S 1 05DEC17 TTR EL		6959.50	5.00DR	
05SEP17	B 2 05DEC17 TTR EL	6958.50		10.00DR	
05SEP17	B 2 05DEC17 TTR EL	6957.00		10.00DR	
05SEP17	B 1 05DEC17 TTR EL	6958.00		5.00DR	
05SEP17	B 1 05DEC17 TTR EL	6959.50		5.00DR	
05SEP17	B 2 05DEC17 TTR EL	6960.00		10.00DR	
05SEP17	B 2 05DEC17 TTR EL	6956.50		10.00DR	
05SEP17	B 2 05DEC17 TTR EL	6957.50		10.00DR	
05SEP17	S 1 05DEC17 DMA EL		6930.00	5.00DR	
05SEP17	S 1 05DEC17 DMA EL		6928.50	5.00DR	
05SEP17	B 1 05DEC17 DMA EL	6938.00		5.00DR	
05SEP17	B 2 05DEC17 DMA EL	6958.00		10.00DR	
05SEP17	B 1 05DEC17 TTR EL	6921.50		5.00DR	
05SEP17	B 1 05DEC17 TTR EL	6923.50		5.00DR	
05SEP17	B 1 05DEC17 TTR EL	6915.00		5.00DR	
05SEP17	B 1 05DEC17 TTR EL	6916.50		5.00DR	
05SEP17	B 2 05DEC17 TTR EL	6915.50		10.00DR	
05SEP17	B 1 05DEC17 TTR EL	6919.00		5.00DR	
05SEP17	B 1 05DEC17 TTR EL	6917.50		5.00DR	
05SEP17	B 1 05DEC17 TTR EL	6919.50		5.00DR	
05SEP17	B 1 05DEC17 TTR EL	6920.50		5.00DR	
05SEP17	B 1 05DEC17 TTR EL	6925.50		5.00DR	
05SEP17	S 1 05DEC17 TTR EL		6919.50	5.00DR	
05SEP17	B 2 05DEC17 TTR EL	6916.00		10.00DR	
05SEP17	S 1 05DEC17 TTR EL		6920.50	5.00DR	
05SEP17	S 1 05DEC17 TTR EL		6923.00	5.00DR	
05SEP17	S 1 05DEC17 TTR EL		6924.50	5.00DR	
05SEP17	B 1 05DEC17 TTR EL	6905.50		5.00DR	
05SEP17	B 1 05DEC17 TTR EL	6902.50		5.00DR	
05SEP17	B 1 05DEC17 TTR EL	6884.50		5.00DR	
05SEP17	B 2 05DEC17 TTR EL	6885.50		10.00DR	
05SEP17	B 2 05DEC17 TTR EL	6886.00		10.00DR	
	CMX Gold 100 CMX				
05SEP17	S 1 DEC17 TTR II		1342.3	2.50DR	
05SEP17	B 1 DEC17 TTR II	1338.4		2.50DR	
05SEP17	S 1 DEC17 TTR II		1341.7	2.50DR	
05SEP17	S 1 DEC17 TTR II		1339.6	2.50DR	
05SEP17	B 2 DEC17 TTR II	1344.5		5.00DR	
05SEP17	B 1 DEC17 TTR II	1344.6		2.50DR	
05SEP17	S 3 DEC17 TTR II		1344.3	7.50DR	
05SEP17	S 3 DEC17 TTR II		1343.0	7.50DR	
	LME Lead 25 tonnes. This is an LME registered client contract				
05SEP17	S 1 05DEC17 TTR EL		2402.00	5.00DR	
05SEP17	S 1 05DEC17 TTR EL		2401.50	5.00DR	
05SEP17	S 1 05DEC17 TTR EL		2400.00	5.00DR	
05SEP17	S 2 05DEC17 TTR EL		2404.00	10.00DR	
05SEP17	B 1 05DEC17 TTR EL	2405.00		5.00DR	
05SEP17	B 1 05DEC17 TTR EL	2404.50		5.00DR	
05SEP17	B 1 05DEC17 TTR EL	2370.00		5.00DR	
05SEP17	B 2 05DEC17 TTR EL	2349.00		10.00DR	
05SEP17	B 2 05DEC17 TTR EL	2338.50		10.00DR	
05SEP17	B 1 05DEC17 TTR EL	2340.50		5.00DR	

TRADING ADVICE AND SETTLEMENT STATEMENT



SAPIEN CAPITAL LIMITED CLIENT ACC

SAP0119B

5th September 2017

COB GLOBAL

Sapien Capital Limited
Suite A, 105 Piccadilly
London W1J 7NJ UK
+44 (0) 20 7340 9081
backoffice@sapiencap.com

AUTHORISED AND REGULATED BY THE
FINANCIAL CONDUCT AUTHORITY

USD US DOLLARS

Date	Description	Bought Price	Sold Price	Commission and Fees	Amount Posted
05SEP17	B 3 05DEC17 TTR EL	2339.00		15.00DR	
05SEP17	S 1 05DEC17 TTR EL		2328.50	5.00DR	
05SEP17	S 1 05DEC17 TTR EL		2337.00	5.00DR	
05SEP17	S 1 05DEC17 TTR EL		2339.00	5.00DR	
05SEP17	S 4 05DEC17 TTR EL		2338.00	20.00DR	
05SEP17	S 1 05DEC17 TTR EL		2329.00	5.00DR	
05SEP17	S 1 05DEC17 TTR EL		2329.50	5.00DR	
05SEP17	S 2 05DEC17 TTR EL		2327.50	10.00DR	
05SEP17	S 2 05DEC17 TTR EL		2325.50	10.00DR	
05SEP17	S 3 05DEC17 TTR EL		2325.00	15.00DR	
05SEP17	S 2 05DEC17 TTR EL		2323.00	10.00DR	
05SEP17	S 2 05DEC17 TTR EL		2324.50	10.00DR	
05SEP17	S 1 05DEC17 TTR EL		2326.50	5.00DR	
05SEP17	S 2 05DEC17 TTR EL		2327.00	10.00DR	
05SEP17	S 1 05DEC17 TTR EL		2330.50	5.00DR	
05SEP17	S 4 05DEC17 TTR EL		2328.00	20.00DR	
05SEP17	S 1 05DEC17 DMA EL		2337.50	5.00DR	
LME Nickel 6 tonnes. This is an LME registered client contract					
05SEP17	B 1 05DEC17 TTR EL	12165.00		5.00DR	
05SEP17	S 1 05DEC17 TTR EL		12215.00	5.00DR	
05SEP17	S 1 05DEC17 TTR EL		12255.00	5.00DR	
05SEP17	B 1 05DEC17 TTR EL	12110.00		5.00DR	
05SEP17	S 1 05DEC17 TTR EL		12075.00	5.00DR	
05SEP17	B 1 05DEC17 TTR EL	12010.00		5.00DR	
CMX Silver 5,000 CMX					
05SEP17	B 13 DEC17 TTR II	1791.5		32.50DR	
05SEP17	B 15 DEC17 TTR II	1792.0		37.50DR	
05SEP17	B 5 DEC17 TTR II	1792.5		12.50DR	
05SEP17	B 1 DEC17 TTR II	1793.5		2.50DR	
05SEP17	B 5 DEC17 TTR II	1794.0		12.50DR	
05SEP17	S 1 DEC17 TTR II		1795.0	2.50DR	
05SEP17	B 8 DEC17 TTR II	1793.0		20.00DR	
05SEP17	S 2 DEC17 TTR II		1794.0	5.00DR	
05SEP17	S 2 DEC17 TTR II		1792.5	5.00DR	
05SEP17	S 1 DEC17 TTR II		1791.5	2.50DR	
05SEP17	S 1 DEC17 TTR II		1790.0	2.50DR	
05SEP17	S 2 DEC17 TTR II		1789.0	5.00DR	
05SEP17	S 3 DEC17 TTR II		1788.5	7.50DR	
05SEP17	S 5 DEC17 TTR II		1788.0	12.50DR	
05SEP17	S 14 DEC17 TTR II		1787.0	35.00DR	
05SEP17	S 13 DEC17 TTR II		1787.5	32.50DR	
05SEP17	S 3 DEC17 TTR II		1786.5	7.50DR	
05SEP17	S 1 DEC17 TTR II		1790.5	2.50DR	
05SEP17	S 2 DEC17 TTR II		1791.0	5.00DR	
05SEP17	S 1 DEC17 TTR II		1793.0	2.50DR	
05SEP17	S 3 DEC17 TTR II		1802.0	7.50DR	
05SEP17	S 1 DEC17 TTR II		1802.5	2.50DR	
05SEP17	S 10 DEC17 TTR II		1799.5	25.00DR	
05SEP17	S 6 DEC17 TTR II		1799.0	15.00DR	
05SEP17	S 8 DEC17 TTR II		1796.5	20.00DR	
05SEP17	B 4 DEC17 TTR II	1788.0		10.00DR	
05SEP17	S 5 DEC17 TTR II		1797.0	12.50DR	
05SEP17	S 1 DEC17 TTR II		1795.5	2.50DR	
05SEP17	S 1 DEC17 TTR II		1796.0	2.50DR	
05SEP17	S 12 DEC17 TTR II		1800.0	30.00DR	
05SEP17	S 4 DEC17 TTR II		1800.5	10.00DR	
05SEP17	S 3 DEC17 TTR II		1803.0	7.50DR	
05SEP17	S 1 DEC17 TTR II		1798.0	2.50DR	
05SEP17	S 5 DEC17 TTR II		1798.5	12.50DR	
05SEP17	B 1 DEC17 TTR II	1799.5		2.50DR	
05SEP17	S 2 DEC17 TTR II		1801.5	5.00DR	
05SEP17	S 4 DEC17 TTR II		1801.0	10.00DR	
05SEP17	S 1 DEC17 TTR II		1804.0	2.50DR	
05SEP17	S 1 DEC17 TTR II		1804.5	2.50DR	

TRADING ADVICE AND SETTLEMENT STATEMENT



SAPIEN CAPITAL LIMITED CLIENT ACC

SAP0119B

5th September 2017

COB GLOBAL

Sapien Capital Limited
Suite A, 105 Piccadilly
London W1J 7NJ UK
+44 (0) 20 7340 9081
backoffice@sapiencap.com

AUTHORISED AND REGULATED BY THE
FINANCIAL CONDUCT AUTHORITY

USD US DOLLARS

Date	Description	Bought Price	Sold Price	Commission and Fees	Amount Posted
05SEP17	S 7 DEC17 TTR II		1805.0	17.50DR	
05SEP17	S 3 DEC17 TTR II		1805.5	7.50DR	
05SEP17	S 1 DEC17 TTR II		1806.5	2.50DR	
05SEP17	B 13 DEC17 TTR II	1794.5		32.50DR	
05SEP17	B 3 DEC17 TTR II	1795.0		7.50DR	
05SEP17	B 1 DEC17 TTR II	1795.5		2.50DR	
05SEP17	B 5 DEC17 TTR II	1798.0		12.50DR	
05SEP17	B 2 DEC17 TTR II	1797.5		5.00DR	
05SEP17	B 5 DEC17 TTR II	1796.5		12.50DR	
05SEP17	B 2 DEC17 TTR II	1797.0		5.00DR	
05SEP17	B 10 DEC17 TTR II	1791.0		25.00DR	
	LME Zinc 25 tonnes. This is an LME registered client contract				
05SEP17	S 1 05DEC17 TTR EL		3202.50	5.00DR	
05SEP17	S 3 05DEC17 TTR EL		3203.00	15.00DR	
05SEP17	S 3 05DEC17 TTR EL		3202.00	15.00DR	
05SEP17	S 1 05DEC17 TTR EL		3201.50	5.00DR	
05SEP17	S 2 05DEC17 TTR EL		3176.00	10.00DR	
05SEP17	S 1 05DEC17 TTR EL		3176.50	5.00DR	
05SEP17	S 2 05DEC17 TTR EL		3137.50	10.00DR	
05SEP17	S 1 05DEC17 TTR EL		3136.00	5.00DR	
05SEP17	S 1 05DEC17 TTR EL		3135.50	5.00DR	
05SEP17	S 1 05DEC17 TTR EL		3146.50	5.00DR	
05SEP17	S 2 05DEC17 TTR EL		3142.50	10.00DR	
05SEP17	S 1 05DEC17 TTR EL		3124.50	5.00DR	
05SEP17	S 1 05DEC17 TTR EL		3125.50	5.00DR	
05SEP17	S 1 05DEC17 TTR EL		3124.00	5.00DR	
05SEP17	B 4 05DEC17 TTR EL	3110.00		20.00DR	
05SEP17	S 1 05DEC17 TTR EL		3095.50	5.00DR	
05SEP17	S 3 05DEC17 TTR EL		3095.00	15.00DR	
05SEP17	S 1 05DEC17 TTR EL		3100.50	5.00DR	
05SEP17	S 3 05DEC17 TTR EL		3100.00	15.00DR	
05SEP17	S 1 05DEC17 DMA EL		3174.00	5.00DR	
05SEP17	S 1 05DEC17 DMA EL		3141.00	5.00DR	
05SEP17	S 1 05DEC17 DMA EL		3125.00	5.00DR	
	Commission				1,805.00DR
	<u>SETTLEMENTS</u>				
	NYM Light Sweet Crude Oil 1,000 NYM				
05SEP17	1 OCT17	47.31	47.45		140.00CR
	CMX Gold 100 CMX				
05SEP17	1 DEC17	1338.4	1342.3		390.00CR
05SEP17	1 DEC17	1344.5	1341.7		280.00DR
05SEP17	1 DEC17	1344.5	1339.6		490.00DR
05SEP17	1 DEC17	1344.6	1344.3		30.00DR
	CMX Silver 5,000 CMX				
05SEP17	1 DEC17	1791.0	1795.0		200.00CR
05SEP17	1 DEC17	1791.0	1794.0		150.00CR
05SEP17	1 DEC17	1791.0	1792.5		75.00CR
05SEP17	1 DEC17	1791.0	1794.0		150.00CR
05SEP17	1 DEC17	1791.0	1788.5		125.00DR
05SEP17	1 DEC17	1791.0	1792.5		75.00CR
05SEP17	1 DEC17	1791.0	1791.5		25.00CR
05SEP17	1 DEC17	1791.0	1790.0		50.00DR
05SEP17	1 DEC17	1791.0	1789.0		100.00DR
05SEP17	1 DEC17	1791.5	1789.0		125.00DR
05SEP17	2 DEC17	1791.5	1788.5		300.00DR
05SEP17	5 DEC17	1791.5	1788.0		875.00DR
05SEP17	5 DEC17	1791.5	1787.5		1,000.00DR
05SEP17	7 DEC17	1792.0	1787.5		1,575.00DR
05SEP17	7 DEC17	1792.0	1787.0		1,750.00DR

TRADING ADVICE AND SETTLEMENT STATEMENT



SAPIEN CAPITAL LIMITED CLIENT ACC

SAP0119B

5th September 2017

COB GLOBAL

Sapien Capital Limited
Suite A, 105 Piccadilly
London W1J 7NJ UK
+44 (0) 20 7340 9081
backoffice@sapiencap.com

AUTHORISED AND REGULATED BY THE
FINANCIAL CONDUCT AUTHORITY

USD US DOLLARS

Date	Description	Bought Price	Sold Price	Commission and Fees	Amount Posted
05SEP17	1 DEC17	1792.0	1786.5		275.00DR
05SEP17	1 DEC17	1792.5	1786.5		300.00DR
05SEP17	1 DEC17	1792.5	1787.0		275.00DR
05SEP17	1 DEC17	1793.0	1787.0		300.00DR
05SEP17	3 DEC17	1792.5	1787.0		825.00DR
05SEP17	2 DEC17	1793.0	1787.0		600.00DR
05SEP17	1 DEC17	1793.0	1787.5		275.00DR
05SEP17	1 DEC17	1793.0	1786.5		325.00DR
05SEP17	1 DEC17	1793.0	1791.0		100.00DR
05SEP17	1 DEC17	1793.0	1790.5		125.00DR
05SEP17	1 DEC17	1794.5	1791.0		175.00DR
05SEP17	1 DEC17	1794.0	1793.0		50.00DR
05SEP17	1 DEC17	1794.5	1799.0		225.00CR
05SEP17	1 DEC17	1794.5	1800.5		300.00CR
05SEP17	1 DEC17	1794.5	1799.5		250.00CR
05SEP17	1 DEC17	1794.5	1801.0		325.00CR
05SEP17	1 DEC17	1794.5	1801.5		350.00CR
05SEP17	3 DEC17	1794.5	1802.0		1,125.00CR
05SEP17	1 DEC17	1794.5	1802.5		400.00CR
05SEP17	1 DEC17	1794.5	1801.0		325.00CR
05SEP17	1 DEC17	1794.0	1800.5		325.00CR
05SEP17	1 DEC17	1794.0	1800.0		300.00CR
05SEP17	1 DEC17	1794.0	1800.5		325.00CR
05SEP17	1 DEC17	1793.5	1800.0		325.00CR
05SEP17	1 DEC17	1794.0	1800.0		300.00CR
05SEP17	1 DEC17	1793.0	1799.5		325.00CR
05SEP17	1 DEC17	1795.0	1800.0		250.00CR
05SEP17	2 DEC17	1796.5	1800.0		350.00CR
05SEP17	1 DEC17	1796.5	1798.5		100.00CR
05SEP17	1 DEC17	1797.0	1800.0		150.00CR
05SEP17	1 DEC17	1788.0	1799.5		575.00CR
05SEP17	2 DEC17	1788.0	1800.0		1,200.00CR
05SEP17	1 DEC17	1788.0	1800.0		600.00CR
05SEP17	1 DEC17	1799.5	1800.0		25.00CR
05SEP17	1 DEC17	1797.5	1799.5		100.00CR
05SEP17	2 DEC17	1794.5	1799.5		500.00CR
05SEP17	1 DEC17	1795.0	1799.5		225.00CR
05SEP17	1 DEC17	1795.0	1799.5		225.00CR
05SEP17	1 DEC17	1795.5	1799.5		200.00CR
05SEP17	1 DEC17	1798.0	1799.5		75.00CR
05SEP17	1 DEC17	1798.0	1799.0		50.00CR
05SEP17	2 DEC17	1798.0	1799.0		100.00CR
05SEP17	1 DEC17	1798.0	1799.0		50.00CR
05SEP17	1 DEC17	1797.5	1799.0		75.00CR
05SEP17	1 DEC17	1796.5	1798.5		100.00CR
05SEP17	1 DEC17	1796.5	1797.0		25.00CR
05SEP17	1 DEC17	1797.0	1797.0		0.00
05SEP17	1 DEC17	1791.0	1796.5		275.00CR
	<u>MATCH OUTS</u>				
	LME Nickel 6 tonnes. This is an LME registered client contract				
22AUG17	2 05SEP17	11369.06	11260.00		1,308.72DR
22AUG17	2 05SEP17	11369.06	11260.00		1,308.72DR
	LME Zinc 25 tonnes. This is an LME registered client contract				
29AUG17	5 05SEP17	3098.24	3084.36		1,735.00DR
29AUG17	2 05SEP17	3098.24	3083.61		731.50DR
29AUG17	3 05SEP17	3098.49	3083.61		1,116.00DR
29AUG17	2 05SEP17	3098.49	3151.85		2,668.00CR
29AUG17	5 05SEP17	3099.24	3151.85		6,576.25CR
29AUG17	3 05SEP17	3098.49	3151.85		4,002.00CR
29AUG17	2 05SEP17	3098.49	3110.50		600.50CR
29AUG17	3 05SEP17	3104.96	3110.50		415.50CR
30AUG17	9 05SEP17	3104.96	3091.05		3,129.75DR

TRADING ADVICE AND SETTLEMENT STATEMENT



SAPIEN CAPITAL LIMITED CLIENT ACC
.

SAP0119B
5th September 2017
COB GLOBAL

Sapien Capital Limited
Suite A, 105 Piccadilly
London W1J 7NJ UK
+44 (0) 20 7340 9081
backoffice@sapiencap.com

AUTHORISED AND REGULATED BY THE
FINANCIAL CONDUCT AUTHORITY

USD US DOLLARS

Date	Description	Bought Price	Sold Price	Commission and Fees	Amount Posted
	<u>TOTALS</u>				
	BROUGHT FORWARD BALANCE				426,935.20CR
	SETTLEMENTS				
	CMX Silver Futures				1,600.00CR
	LME Zinc 25 tonnes. This is an LME Futures				7,550.00CR
	LME Nickel 6 tonnes. This is an LME Futures				2,617.44DR
	CMX Gold Futures				410.00DR
	NYM Light Sweet Crude Oil Futures				140.00CR
	COMMISSIONS				1,805.00DR
	CARRIED FORWARD BALANCE				431,392.76CR

TRADING ADVICE AND SETTLEMENT STATEMENT



SAPIEN CAPITAL LIMITED CLIENT ACC

SAP0119F

5th September 2017

COB GLOBAL

Sapien Capital Limited
Suite A, 105 Piccadilly
London W1J 7NJ UK
+44 (0) 20 7340 9081
backoffice@sapiencap.com

AUTHORISED AND REGULATED BY THE
FINANCIAL CONDUCT AUTHORITY

USD US DOLLARS

Date	Description	Bought Price	Sold Price	Commission and Fees	Amount Posted
	<u>BUSINESS DONE TODAY</u>				
	LME Copper Grade A 25 tonnes. This is a LME registered client contract				
05SEP17	B 1 05DEC17 DMA EL	6955.50		5.00DR	
05SEP17	B 1 05DEC17 DMA EL	6956.00		5.00DR	
05SEP17	S 1 05DEC17 DMA EL		6893.00	5.00DR	
05SEP17	B 1 05DEC17 DMA EL	6894.00		5.00DR	
05SEP17	S 1 05DEC17 DMA EL		6878.00	5.00DR	
05SEP17	B 1 05DEC17 DMA EL	6870.50		5.00DR	
	CMX Copper 25,000 CMX				
05SEP17	B 1 DEC17 DMA II	314.000		2.50DR	
05SEP17	B 1 DEC17 DMA II	314.050		2.50DR	
05SEP17	S 2 DEC17 DMA II		314.850	5.00DR	
05SEP17	S 2 DEC17 DMA II		316.950	5.00DR	
05SEP17	B 2 DEC17 DMA II	317.200		5.00DR	
05SEP17	S 2 DEC17 DMA II		317.150	5.00DR	
05SEP17	B 2 DEC17 DMA II	317.300		5.00DR	
05SEP17	S 2 DEC17 DMA II		317.600	5.00DR	
05SEP17	S 2 DEC17 DMA II		317.700	5.00DR	
	LME Zinc 25 tonnes. This is an LME registered client contract				
05SEP17	B 1 05DEC17 DMA EL	3135.50		5.00DR	
05SEP17	S 1 05DEC17 DMA EL		3145.00	5.00DR	
	Commission				80.00DR
	<u>SETTLEMENTS</u>				
	CMX Copper 25,000 CMX				
05SEP17	1 DEC17	314.000	314.850		212.50CR
05SEP17	1 DEC17	314.050	314.850		200.00CR
05SEP17	2 DEC17	317.200	316.950		125.00DR
05SEP17	2 DEC17	317.300	317.150		75.00DR
05SEP17	2 DEC17	311.050	317.600		3,275.00CR
05SEP17	2 DEC17	311.100	317.700		3,300.00CR
	<u>TOTALS</u>				
	BROUGHT FORWARD BALANCE				1,007.50CR
	SETTLEMENTS				
	CMX Copper Futures				6,787.50CR
	COMMISSIONS				80.00DR
	CARRIED FORWARD BALANCE				7,715.00CR

TRADING ADVICE AND SETTLEMENT STATEMENT



SAPIEN CAPITAL LIMITED CLIENT ACC
.

SAP0119G
5th September 2017
COB GLOBAL

Sapien Capital Limited
Suite A, 105 Piccadilly
London W1J 7NJ UK
+44 (0) 20 7340 9081
backoffice@sapiencap.com

AUTHORISED AND REGULATED BY THE
FINANCIAL CONDUCT AUTHORITY

USD US DOLLARS

Date	Description	Bought Price	Sold Price	Commission and Fees	Amount Posted
	<u>BUSINESS DONE TODAY</u>				
	LME Copper Grade A 25 tonnes. This is a LME registered client contract				
05SEP17	B 1 05DEC17 DMA EL	6954.00		1.56DR	
05SEP17	B 1 05DEC17 DMA EL	6955.00		1.56DR	
05SEP17	B 1 05DEC17 DMA EL	6901.00		1.56DR	
	CMX Copper 25,000 CMX				
05SEP17	B 2 DEC17 DMA II	314.750		5.00DR	
05SEP17	S 1 DEC17 II		317.000	2.50DR	
05SEP17	B 1 DEC17 II	317.300		2.50DR	
05SEP17	S 2 DEC17 II		317.300	5.00DR	
05SEP17	S 2 DEC17 II		317.750	5.00DR	
05SEP17	S 2 DEC17 II		314.550	5.00DR	
	Commission				29.68DR
	<u>SETTLEMENTS</u>				
	CMX Copper 25,000 CMX				
05SEP17	1 DEC17	314.750	317.000		562.50CR
05SEP17	1 DEC17	314.750	317.300		637.50CR
05SEP17	1 DEC17	317.300	317.300		0.00
05SEP17	2 DEC17	311.050	317.750		3,350.00CR
05SEP17	2 DEC17	311.500	314.550		1,525.00CR
	<u>TOTALS</u>				
	BROUGHT FORWARD BALANCE				742.42CR
	SETTLEMENTS				
	CMX Copper Futures				6,075.00CR
	COMMISSIONS				29.68DR
	CARRIED FORWARD BALANCE				6,787.74CR

TRADING ADVICE AND SETTLEMENT STATEMENT



SAPIEN CAPITAL LIMITED CLIENT ACC
.

SAP0119H

5th September 2017

COB GLOBAL

Sapien Capital Limited
Suite A, 105 Piccadilly
London W1J 7NJ UK
+44 (0) 20 7340 9081
backoffice@sapiencap.com

AUTHORISED AND REGULATED BY THE
FINANCIAL CONDUCT AUTHORITY

USD US DOLLARS

Date	Description	Bought Price	Sold Price	Commission and Fees	Amount Posted
	<u>BUSINESS DONE TODAY</u>				
	LME Copper Grade A 25 tonnes. This is a LME registered client contract				
05SEP17	B 2 05DEC17 DMA EL	6951.00		3.12DR	
	CMX Copper 25,000 CMX				
05SEP17	B 2 DEC17 DMA II	314.750		5.00DR	
05SEP17	S 2 DEC17 DMA II		317.000	5.00DR	
05SEP17	S 2 DEC17 DMA II		317.000	5.00DR	
	LME Tin 5 tonnes. This is an LME registered client contract				
05SEP17	B 1 05DEC17 DMA EL	20800.00		1.56DR	
05SEP17	B 1 05DEC17 DMA EL	20705.00		1.56DR	
05SEP17	B 1 05DEC17 DMA EL	20745.00		1.56DR	
05SEP17	S 1 05DEC17 DMA EL		20740.00	1.56DR	
05SEP17	S 2 05DEC17 DMA EL		20750.00	3.12DR	
	Commission				27.48DR
	<u>SETTLEMENTS</u>				
	CMX Copper 25,000 CMX				
05SEP17	2 DEC17	314.750	317.000		1,125.00CR
05SEP17	2 DEC17	311.150	317.000		2,925.00CR
	<u>TOTALS</u>				
	BROUGHT FORWARD BALANCE				747.12DR
	SETTLEMENTS				
	CMX Copper Futures				4,050.00CR
	COMMISSIONS				27.48DR
	CARRIED FORWARD BALANCE				3,275.40CR

TRADING ADVICE AND SETTLEMENT STATEMENT



SAPIEN CAPITAL LIMITED CLIENT ACC
.

SAP0119I
5th September 2017
COB GLOBAL

Sapien Capital Limited
Suite A, 105 Piccadilly
London W1J 7NJ UK
+44 (0) 20 7340 9081
backoffice@sapiencap.com

AUTHORISED AND REGULATED BY THE
FINANCIAL CONDUCT AUTHORITY

USD US DOLLARS

Date	Description	Bought Price	Sold Price	Commission and Fees	Amount Posted
	<u>BUSINESS DONE TODAY</u>				
	LME Copper Grade A 25 tonnes. This is a LME registered client contract				
05SEP17	B 1 05DEC17 DMA EL	6954.00		1.56DR	
05SEP17	B 1 05DEC17 DMA EL	6955.00		1.56DR	
05SEP17	B 1 05DEC17 DMA EL	6901.00		1.56DR	
	CMX Copper 25,000 CMX				
05SEP17	S 1 DEC17 DMA II		317.100	2.50DR	
05SEP17	S 1 DEC17 DMA II		317.300	2.50DR	
05SEP17	S 2 DEC17 DMA II		317.750	5.00DR	
05SEP17	S 2 DEC17 DMA II		314.850	5.00DR	
	Commission				19.68DR
	<u>SETTLEMENTS</u>				
	CMX Copper 25,000 CMX				
05SEP17	1 DEC17	310.600	317.100		1,625.00CR
05SEP17	1 DEC17	310.600	317.300		1,675.00CR
05SEP17	2 DEC17	311.100	317.750		3,325.00CR
05SEP17	2 DEC17	310.900	314.850		1,975.00CR
	<u>TOTALS</u>				
	BROUGHT FORWARD BALANCE				4,779.18CR
	SETTLEMENTS				
	CMX Copper Futures				8,600.00CR
	COMMISSIONS				19.68DR
	CARRIED FORWARD BALANCE				13,359.50CR

TRADING ADVICE AND SETTLEMENT STATEMENT



SAPIEN CAPITAL LIMITED CLIENT ACC

SAP0119J

5th September 2017

COB GLOBAL


Sapien Capital Limited
Suite A, 105 Piccadilly
London W1J 7NJ UK
+44 (0) 20 7340 9081
backoffice@sapiencap.com

AUTHORISED AND REGULATED BY THE
FINANCIAL CONDUCT AUTHORITY

USD US DOLLARS

Date	Description	Bought Price	Sold Price	Commission and Fees	Amount Posted
	<u>BUSINESS DONE TODAY</u>				
	LME Copper Grade A 25 tonnes. This is a LME registered client contract				
05SEP17	B 1 05DEC17 DMA EL	6932.50		1.56DR	
05SEP17	B 1 05DEC17 DMA EL	6950.00		1.56DR	
	CMX Copper 25,000 CMX				
05SEP17	B 2 DEC17 DMA II	314.050		5.00DR	
05SEP17	B 2 DEC17 DMA II	314.200		5.00DR	
05SEP17	S 4 DEC17 DMA II		314.150	10.00DR	
05SEP17	S 2 DEC17 II		314.150	5.00DR	
05SEP17	B 1 DEC17 II	314.500		2.50DR	
05SEP17	B 1 DEC17 DMA II	314.300		2.50DR	
05SEP17	S 1 DEC17 II		316.100	2.50DR	
05SEP17	S 1 DEC17 DMA II		316.100	2.50DR	
05SEP17	S 1 DEC17 II		317.200	2.50DR	
05SEP17	S 1 DEC17 II		316.900	2.50DR	
	LME Nickel 6 tonnes. This is an LME registered client contract				
05SEP17	B 1 05DEC17 DMA EL	12035.00		1.56DR	
05SEP17	S 1 05DEC17 DMA EL		12020.00	1.56DR	
	LME Tin 5 tonnes. This is an LME registered client contract				
05SEP17	B 2 05DEC17 DMA EL	20800.00		3.12DR	
05SEP17	S 2 05DEC17 DMA EL		20700.00	3.12DR	
05SEP17	B 1 05DEC17 DMA EL	20740.00		1.56DR	
05SEP17	B 1 05DEC17 DMA EL	20765.00		1.56DR	
05SEP17	S 1 05DEC17 DMA EL		20710.00	1.56DR	
05SEP17	B 1 05DEC17 DMA EL	20685.00		1.56DR	
05SEP17	B 1 05DEC17 DMA EL	20700.00		1.56DR	
05SEP17	S 1 05DEC17 DMA EL		20695.00	1.56DR	
	Commission				61.84DR
	<u>SETTLEMENTS</u>				
	CMX Copper 25,000 CMX				
05SEP17	2 DEC17	314.050	314.150		50.00CR
05SEP17	2 DEC17	314.200	314.150		25.00DR
05SEP17	1 DEC17	314.500	314.150		87.50DR
05SEP17	1 DEC17	314.300	314.150		37.50DR
05SEP17	1 DEC17	311.100	316.100		1,250.00CR
05SEP17	1 DEC17	311.100	316.100		1,250.00CR
05SEP17	1 DEC17	311.850	317.200		1,337.50CR
05SEP17	1 DEC17	311.850	316.900		1,262.50CR
	<u>TOTALS</u>				
	BROUGHT FORWARD BALANCE				740.36CR
	SETTLEMENTS				
	CMX Copper Futures				5,000.00CR
	COMMISSIONS				61.84DR
	CARRIED FORWARD BALANCE				5,678.52CR

TRADING ADVICE AND SETTLEMENT STATEMENT



SAPIEN CAPITAL LIMITED
SAP0119
SUITE A, 105 PICCADILLY
LONDON
W1J 7NJ

SAPG0119
5th Sep 2017
COB Global

MACQUARIE BANK LIMITED LONDON BRANCH
ROPEMAKER PLACE 28 ROPEMAKER STREET
LONDON EC2Y 9HD PHONE (44) 20 3037 4343
Authorised and regulated by the Australian Prudential
Regulation Authority. Authorised by the Prudential
Regulation Authority. Subject to regulation by the Financial
Conduct Authority and limited regulation by the
Prudential Regulation Authority. Details about the extent
of our regulation by the Prudential Regulation Authority are
available from us on request.

USD US DOLLARS

Date	Description	Commission and Fees	Amount Posted
	<u>TOTALS</u>		
	BROUGHT FORWARD BALANCE		1,003,407.55CR
	SETTLEMENTS		
	CMX Copper Futures		30,512.50CR
	CMX Gold Futures		410.00DR
	CMX Silver Futures		1,600.00CR
	LME Nickel 6 tonnes. This is an LME Futures		2,617.44DR
	LME Zinc 25 tonnes. This is an LME Futures		7,550.00CR
	NYM Light Sweet Crude Oil Futures		140.00CR
	COMMISSIONS		2,023.68DR
	CARRIED FORWARD BALANCE		1,038,158.93CR

TRADING ADVICE AND SETTLEMENT STATEMENT



SAPIEN CAPITAL LIMITED CLIENT ACC
.

SAP0120
5th September 2017
COB GLOBAL

Sapien Capital Limited
Suite A, 105 Piccadilly
London W1J 7NJ UK
+44 (0) 20 7340 9081
backoffice@sapiencap.com

AUTHORISED AND REGULATED BY THE
FINANCIAL CONDUCT AUTHORITY

EUR EURO

Date	Description	Bought Price	Sold Price	Commission and Fees	Amount Posted
	<u>INTER ACCOUNT TRANSFER</u>				
05SEP17	SAP0120 Fund Withdrawal 05/09/17				800,000.00DR
05SEP17	SAP0120A to SAP0120				792,739.52CR
	<u>TOTALS</u>				
	BROUGHT FORWARD BALANCE				8,756.61CR
	CASH PAYMENTS/RECEIPTS				7,260.48DR
	CARRIED FORWARD BALANCE				1,496.13CR

GBP BRITISH STERLING

Date	Description	Bought Price	Sold Price	Commission and Fees	Amount Posted
	<u>INTER ACCOUNT TRANSFER</u>				
05SEP17	SAP0120 Fund Withdrawal 05/09/17				100,000.00DR
05SEP17	SAP0120A to SAP0120				128,648.14CR
	<u>TOTALS</u>				
	BROUGHT FORWARD BALANCE				356.17DR
	CASH PAYMENTS/RECEIPTS				28,648.14CR
	CARRIED FORWARD BALANCE				28,291.97CR

USD US DOLLARS

Date	Description	Bought Price	Sold Price	Commission and Fees	Amount Posted
	<u>INTER ACCOUNT TRANSFER</u>				
05SEP17	SAP0120 Fund Withdrawal 05/09/17				3,033,000.00DR
05SEP17	SAP0120A to SAP0120				3,038,769.01CR
	<u>TOTALS</u>				
	BROUGHT FORWARD BALANCE				2,308.79DR
	CASH PAYMENTS/RECEIPTS				5,769.01CR
	CARRIED FORWARD BALANCE				3,460.22CR

TRADING ADVICE AND SETTLEMENT STATEMENT



SAPIEN CAPITAL LIMITED CLIENT ACC
.

SAP0120A
5th September 2017
COB GLOBAL

Sapien Capital Limited
Suite A, 105 Piccadilly
London W1J 7NJ UK
+44 (0) 20 7340 9081
backoffice@sapiencap.com

AUTHORISED AND REGULATED BY THE
FINANCIAL CONDUCT AUTHORITY

EUR EURO

Date	Description	Bought Price	Sold Price	Commission and Fees	Amount Posted
05SEP17	<u>INTER ACCOUNT TRANSFER</u> SAP0120A to SAP0120				792,739.52DR
<u>TOTALS</u>					
BROUGHT FORWARD BALANCE					791,377.50CR
CASH PAYMENTS/RECEIPTS					792,739.52DR
CARRIED FORWARD BALANCE					1,362.02DR


GBP BRITISH STERLING

Date	Description	Bought Price	Sold Price	Commission and Fees	Amount Posted
05SEP17	<u>INTER ACCOUNT TRANSFER</u> SAP0120A to SAP0120				128,648.14DR
<u>TOTALS</u>					
BROUGHT FORWARD BALANCE					128,648.14CR
CASH PAYMENTS/RECEIPTS					128,648.14DR
CARRIED FORWARD BALANCE					0.00

USD US DOLLARS

Date	Description	Bought Price	Sold Price	Commission and Fees	Amount Posted
05SEP17	<u>INTER ACCOUNT TRANSFER</u> SAP0120A to SAP0120				3,038,769.01DR
<u>TOTALS</u>					
BROUGHT FORWARD BALANCE					3,038,769.01CR
CASH PAYMENTS/RECEIPTS					3,038,769.01DR
CARRIED FORWARD BALANCE					0.00

TRADING ADVICE AND SETTLEMENT STATEMENT



SAPIEN CAPITAL LIMITED
SAP0120
SUITE A, 105 PICCADILLY
LONDON
W1J 7NJ

SAPG0120

5th Sep 2017

COB Global

MACQUARIE BANK LIMITED LONDON BRANCH
ROPEMAKER PLACE 28 ROPEMAKER STREET
LONDON EC2Y 9HD PHONE (44) 20 3037 4343

Authorised and regulated by the Australian Prudential Regulation Authority. Authorised by the Prudential Regulation Authority. Subject to regulation by the Financial Conduct Authority and limited regulation by the Prudential Regulation Authority. Details about the extent of our regulation by the Prudential Regulation Authority are available from us on request.

EUR EURO

Date	Description	Commission and Fees	Amount Posted
	<u>TOTALS</u>		
	BROUGHT FORWARD BALANCE		800,134.11CR
	CASH PAYMENTS/RECEIPTS		800,000.00DR
	CARRIED FORWARD BALANCE		134.11CR

GBP BRITISH STERLING

Date	Description	Commission and Fees	Amount Posted
	<u>TOTALS</u>		
	BROUGHT FORWARD BALANCE		128,291.97CR
	CASH PAYMENTS/RECEIPTS		100,000.00DR
	CARRIED FORWARD BALANCE		28,291.97CR

USD US DOLLARS

Date	Description	Commission and Fees	Amount Posted
	<u>TOTALS</u>		
	BROUGHT FORWARD BALANCE		3,036,460.22CR
	CASH PAYMENTS/RECEIPTS		3,033,000.00DR
	CARRIED FORWARD BALANCE		3,460.22CR